



**U.S. MASTERS
SWIMMING**

2014 SUMMER
NATIONALS

August 13-17 University of Maryland

PRESENTED BY
Marriott.

Timeline

Start Times Women	Event	Start Times Men
Wednesday, August 13, 2014		
8:00 a.m.	1: mixed 1500 free (deck seeded)	8:00 a.m.
	Approximate finish time 1:30 p.m.	
Thursday, August 14, 2014		
8:00 a.m.	3-4: 200 butterfly (deck seeded)	8:40 a.m.
9:15 a.m.	5-6: 50 breaststroke	9:40 a.m.
10:00 a.m.	7-8: 100 freestyle	10:40 a.m.
11:25 a.m.	9: mixed 800 freestyle (deck seeded)	11:25 a.m.
	Approximate finish time 3:00 p.m.	
Friday, August 15, 2014		
8:00 a.m.	11-12: 400 IM (deck seeded)	9:10 a.m.
10:35 a.m.	30-minute warm-up in competition pool	10:35 a.m.
11:05 a.m.	13-14: 50 backstroke	11:35 a.m.
12:05 p.m.	15-16: 200 freestyle (deck seeded)	1:05 p.m.
2:10 p.m.	17-18: 100 breaststroke	2:55 p.m.
3:40 p.m.	19-20: 200 freestyle relay	4:00 p.m.
	Approximate finish time 4:30 p.m.	
Saturday, August 16, 2014		
8:00 a.m.	21-22: 100 butterfly	8:30 a.m.
9:05 a.m.	23-24: 50 freestyle	9:35 a.m.
10:10 a.m.	25-26: 200 backstroke (deck seeded)	11:10 a.m.
12:10 p.m.	27: mixed 200 freestyle relay	12:10 p.m.
12:45 p.m.	29: mixed 200 medley relay	12:45 p.m.
1:25 p.m.	31-32: 400 freestyle (deck seeded)	3:25 p.m.
	Approximate finish time 5:30 p.m.	
Sunday, August 17, 2014		
8:00 a.m.	33-34: 200 medley relay	8:25 a.m.
8:50 a.m.	35-36: 100 backstroke	9:20 a.m.
10:00 a.m.	37-38: 200 IM (deck seeded)	11:00 a.m.
12:10 p.m.	39-40: 50 butterfly	12:30 p.m.
12:55 p.m.	41-42: 200 breaststroke (deck seeded)	1:40 p.m.
	Approximate finish time 2:30 p.m.	

This timeline is **only a guide** for use in determining the **approximate** start of all events. The meet may run ahead of or behind the estimate. It is the responsibility of all swimmers to get to the pool well before their events and be behind the blocks before their events start.

All swimmers must check in for all deck-seeded events by the check-in deadlines!

Welcome to

University of Maryland
and the

2014 Marriott U.S. Masters Swimming Summer National Championship

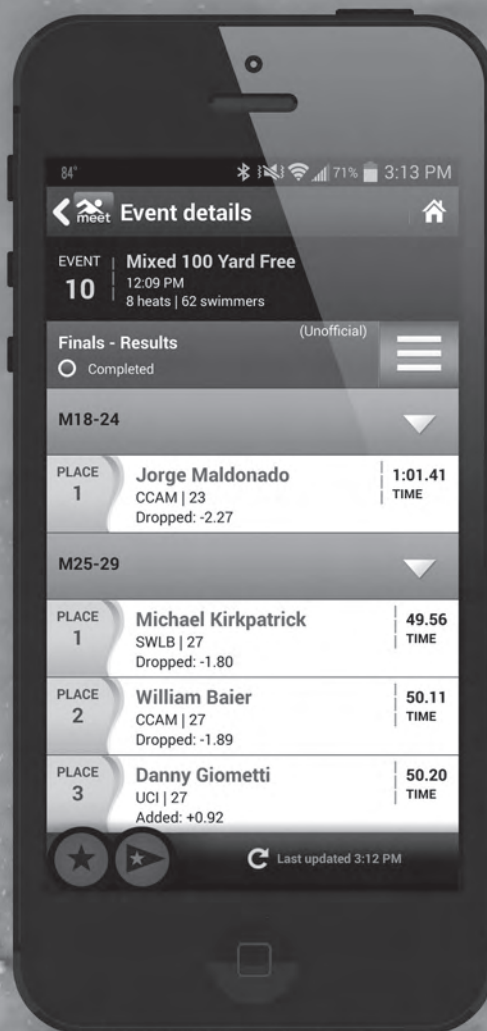


WANT THE HEAT SHEET?

THERE'S AN APP FOR THAT

DOWNLOAD MEET MOBILE

SEARCH 2014 MARRIOTT USMS SUMMER NATIONALS





Message from the Director

Welcome!

To all swimmers, officials, volunteers, spectators and staff attending the 2014 Marriott U.S. Masters Swimming (USMS) Summer National Championship, I welcome you to the University of Maryland. As a department within the Division of Student Affairs that is driven to educate people of all ages about the benefits of living well, it is a pleasure to host you at the Eppley Recreation Center (ERC) for this wonderful event.

We are excited to add the 2014 USMS Nationals to our growing list of large scale aquatic events and wish you great success in your competitions this week. Our staff has been working tirelessly with the volunteers and staff of USMS to produce an event we hope will be gratifying for everyone attending. We are here to assist you, as needed, throughout your time with us, and want to ensure you are able to enjoy our wonderful facility.

Masters swimming is a great opportunity to reconnect with old friends, as well as make new friends. It is my hope that each swimmer has the opportunity to experience the joys of competition, and is able to leave with a medal and a new friend through these Summer Nationals.

Again welcome to the University of Maryland, ERC and the 2014 Marriott USMS Summer National Championship.

Sincerely,

A handwritten signature in cursive script that reads "Jay Gilchrist". The ink is dark and the signature is fluid and legible.

Jay Gilchrist - Director
Campus Recreation Services



ALL AMERICAN SWIM

www.allamericanswim.com

Don't forget to drop off your entry ticket for a chance to win \$250 in USMS apparel.



Swing by the All American booth and check out our new line of U.S. Masters Swimming apparel!

Proud supporter of



U.S. MASTERS SWIMMING

Welcome from the President



Dear Swimmers, Families, Coaches, Officials, Volunteers and Staff,

Welcome to the University of Maryland campus and the 2014 Marriott U.S. Masters Swimming (USMS) Summer National Championship Swim Meet!

I am delighted you have come to participate in this wonderful event. Ideally, the competition will stimulate you to perform your very best, so that everyone who takes part is a winner. Congratulations to all the people who worked so hard to plan it.

As a swimmer, I understand the joy of working out in the pool for health, wellness, fitness, and accomplishment. Our Eppley Recreation Center Natatorium is a great facility, and I hope you enjoy it as much as I do.

In the time you have outside of competition, I hope you get to enjoy our campus—it is designated an arboretum—and that you dive in and visit the many destinations nearby in Washington, D.C., Baltimore and Annapolis.

Have a great time and a rewarding experience. Thanks for coming.

Sincerely,

A handwritten signature in black ink that reads "Wallace Loh". The signature is written in a cursive style with a large initial "W" and a stylized "L".

**Wallace Loh, President
University of Maryland**



Aqua Therapy Chlorine-Out Hair & Skin Care



good luck
refresh with
complimentary
TRISWIM JUGS in
locker room showers

to all USMS
participants!

look for an anti-fog/cleaning
FOGGIES Wipe in your race bag!
(keep the wipe airtight for multiple uses)



Anti-Fog Cleaning Towelettes



Anti-Chafe Continuous Spray Skin Lubricant



info & store locations :: www.sbrsportsinc.com

shampoo :: conditioner :: body wash :: lotion

Thank You

Every event, big or small, requires people to come together to achieve a common goal. In our case, the staff at USMS, the Summer Nationals sponsors, the volunteers, the facility staff, the officials, and the swimmers have all done a tremendous job in putting together a fantastic event and we very much want to say, *Thank You!*

It would be impossible to name every single person who has contributed to the success of this event. If you're not specifically mentioned we apologize, but please know that our thanks are genuine and heartfelt.

To the USMS sponsors, without your continued support, this event would not be possible so we say, thank you!

The USMS Championship Committee and our liaisons have been with us every step of the way. Their guidance was invaluable throughout this process.

To the officials who gave of their time and expertise to manage the meet. I am sure the swimmers will join me in expressing our gratitude to you for your contribution.

The USMS staff was a wonderful resource for us during the planning and execution of this event. We were lucky to have them.

This event would not have been possible without the help of our volunteers. We had students, club members, professionals, swimmers and the like. They all worked tirelessly to make sure that everyone's needs were met and we appreciate their efforts.

Thank you to the staff of the University of Maryland and the Eppley Recreation Center for hosting us this week. We do not take your hospitality for granted.

To every single competitor at Summer Nationals and the families who support them, you get the biggest thank you. Your smiles are the best reason to continue hosting National Championship events.

Again, to every single person or company who contributed to the 2014 Marriott USMS Summer National Championship, whether big or small, you have our profound gratitude.

**With warmest regards,
Your 2014 Summer Nationals Host Committee**

Thank you

Red BENTLEY'S RESTAURANT



18 hole, par 71 public golf course located on the campus of the University of Maryland. The clubhouse features a pro shop and full service restaurant and bar. Visit www.golf.umd.edu to schedule a tee time or to get additional information.



FREE SKIN HEALTH INFORMATION AND SKIN EXAM

The USMS Sports Medicine and Science Committee is sponsoring a skin health exhibit, which will be located near the vendor area. On **Saturday, August 16**, complimentary skin screenings will be provided by a dermatologist from the Maryland Dermatological Society. The schedule for skin screenings by the dermatologist will be announced and posted at the meet.

Swim Fast, Mollie!



Love, Jeff

Contents

<i>Time Line</i>	<i>Inside Front Cover</i>
Meet Information	3
Club Roster — Local Clubs	7
Club Roster — Regional Clubs	11
Athlete Roster (by Club)	12
Day 1 — Wednesday, August 13	21
Day 2 — Thursday, August 14	23
Day 3 — Friday, August 15	31
Day 4 — Saturday, August 16	39
Day 5 — Sunday, August 17	49
National Records	58
National Records - Relay	63
World Records	68
Facility Map	76
Greater College Park Area Map	81

IT'S TIME FOR OUR HARD WORK TO PAY OFF

you've followed the black line through spring's
warmth and tapered your bodies through summer's heat
we know you and 1,000 of your closest friends are race ready



blueseventy®



blueseventy is exclusively focused on making the best fitting and fastest swimsuits in the world. To learn more about our products visit blueseventy.com

Meet Information

Lane Numbering

If you're standing behind the blocks at the primary start end of the pool, the blocks will be numbered 1 through 8, from right to left. When standing behind the blocks at the far end for the 50s, the blocks will be numbered 1 through 8, from left to right. Please pay attention when you report to your lane. There will be timers to collect and check relay cards, and to assist you onto the blocks if you need assistance. Give your name to the timer to verify that you're in the correct lane and heat.

Flyover Starts

Throughout the meet (with the exception of the 50s, backstroke events, and medley relays), we'll be using flyover starts for both individual events and freestyle relays. This means that when you finish your event, you must hang on the corner of your lane until your heat finishes and the next heat begins. Once the next heat begins you can exit the pool (either from your lane or to a ladder on the side).

Seeding

The 50s and 100s have been preseeded, with the oldest age groups first, slowest to fastest within each age group, men and women separate. All 200 meter events will be deck-seeded, with the oldest age groups first, slowest to fastest within each age group, men and women separate. The 400 freestyle and 400 IM will be deck-seeded slowest to fastest by entry time, regardless of age, men and women separate. The 800 and 1500 freestyles will be deck-seeded slowest to fastest by entry time, regardless of age, with men and women combined. **Therefore all events 200 meters and longer will be deck-seeded and require positive check-in.** The women's heats will precede men's heats for each event (except the 800 and 1500).

Check-in for all 200s, 400s, 800, and 1500

Positive check-in is required for events 200 meters and longer. Check-in can be done in person at the pool or online. Coaches or teammates may check in for those swimmers whose travel plans do not permit check-in by the deadlines. Check-in online at usms.org/comp/lcnats14/heats/checkin.php. Failure to check in will result in the swimmer being scratched from the event and the swimmer will not be permitted to swim that event at another time.

Scratches

Any swimmer failing to report to the proper lane in the correct heat of an event will be scratched from that event and will not be permitted to swim that event at another time.

Check-in Times

Positive check-in is required for all events 200 meters and longer. Check-in may be done in person at the registration area or via the Internet at usms.org according to the following schedule:

Date	Event	In-Person Check-in*	Online Check-in*
Wednesday, Aug. 13	1500 freestyle	Tues. 2:30–7 p.m.-Wed. by 7 a.m.	Mon. 7 a.m.–Wed. by 7 a.m.
Thursday, Aug. 14	200 butterfly 800 freestyle	Tues. 2:30–7 p.m.-Thurs. by 7 a.m. Tues. 2:30–7 p.m.-Thurs. by 10 a.m.	Mon. 7 a.m.–Thurs. by 7 a.m. Mon. 7 a.m.–Thurs. by 10 a.m.
Friday, Aug. 15	400 IM 200 freestyle	Tues. 2:30–7 p.m.-Fri. by 7 a.m.	Mon. 7 a.m.–Fri. by 7 a.m.
Saturday, Aug 16	200 backstroke 400 freestyle	Tues. 2:30–7 p.m.-Sat. by 7 a.m. Tues. 2:30–7 p.m.-Sat. by 10 a.m.	Mon. 7 a.m.–Sat. by 7 a.m. Mon. 7 a.m.–Sat. by 10 a.m.
Sunday, Aug. 17	200 IM 200 breaststroke	Tues. 2:30–7 p.m.-Sun. by 7 a.m.	Mon. 7 a.m.–Sun. by 7 a.m.

*All times are Eastern Daylight Time

GET YOURS
20% OFF
AT THE FINIS BOOTH



finish strong.

NEW VAPOR TECHNICAL SUIT

Constructed from premium Italian fabric, the Vapor utilizes hydro-reflective technology to repel water and increase optimal race efficiency.

Fina 2014
APPROVED



available in mint, red, and black
racing ingenuity.

FINIS[®]
FINISinc.com

Meet Information

Relay Information

Swimmers and coaches may enter relays until 3:00 p.m. on the day before the relay is scheduled. Each competitor is allowed to swim only one freestyle relay, one medley relay, one mixed freestyle relay and one mixed medley relay. The entry fee for each relay is \$12 (cash, check, or credit card) payable at the time of entry. Refunds will not be given for duplications and/or scratches, so it's recommended that only club representatives handle relay entries. Relay entries are submitted at the relay desk in the registration area. Each of the four members of the relay team must be registered with the same Masters club and all relay members must have entered the meet and paid the meet surcharge by the individual meet entry deadline (received by July 9, 2014). The relay entry fee is in addition to individual events. Complete relay information is available at the relay desk in the registration area. Relay heat sheets will be posted and relay cards may be picked up on the day of the relay at the relay desk located near registration. Prior to the swimming of the relay, the card must contain the name and age of each swimmer competing in the relay and a clear indication of the lead-off swimmer.

Substitution of swimmers is allowed until the relay swim starts. You must enter any changes on the relay card prior to giving the card to the lane timer just before the relay is swum. No changes in age group or seed time are allowed. Any change of swimmers must keep the relay team in the same age group or the relay will be disqualified.

Relay cards will not be checked for mistakes and omissions made by club representatives. Disqualifications resulting from mistakes and omissions shall not be reconsidered. Accuracy and completeness are the responsibility of the coaches and/or swimmers submitting the relay cards.

Relay Submission Deadlines

Thurs., August 14	200 freestyle relay (men and women)	3:00 p.m.
Fri., August 15	200 mixed freestyle relay 200 mixed medley relay	3:00 p.m.
Sat., August 16	200 medley relay (men and women)	3:00 p.m.

Warm-up Times

The competition pool will be open for warm-up on Tuesday, Aug. 12, from 3 to 7 p.m. On competition days, the competition pool will be open from 6 a.m. until 7:50 a.m. and the warm-up pools will be available from 6 a.m. until the conclusion of the final event. The competition pool will also be open for warm-up for 30 minutes following the last heat of the 400 IM on Friday, Aug. 15. The competition pool will be open for at least 30 minutes following the last event each day. On Wednesday, Aug. 13, the competition pool will remain open for 1 hour following the last heat of the 1500 free, or 30 minutes if the last heat ends after 6 p.m.

Warm-up Procedures

Swimmers must enter the pool feet first in a cautious and controlled manner. No diving or backstroke starts will be allowed except in

designated sprint lanes. There will be a designated sprint lane in the warm-up pool and diving and backstroke starts will be allowed throughout the meet. Two lanes will be designated as one-way sprint lanes during the premeet warm-up session in the competition pool only. Any swimmer who acts in an unsportsmanlike or unsafe manner within the swimming venue may be considered for appropriate action or penalty by the referee (rule 102.13.3). Pull buoys, kickboards, fins, and hand paddles are not allowed in the competition pool or the warm-up pools.

Split Notification

Split requests for records or Top 10 are required for an initial distance of an individual backstroke event. The swimmer is responsible for picking up the Split Notification Form from the administrative official, filling it out and presenting it to the administrative official prior to the swim. A split request for initial distances of all other individual events (excluding individual backstroke events) and for all relay lead-off splits has been submitted on behalf of all swimmers, and swimmers need not submit split requests for those events. Automatic split times will be submitted for USMS Top 10, however automatic split times from individual events will not automatically appear in the USMS event results database. If you would like a split time to be added to the event results database, email your request to webmaster@usms.org.

Time Verification (formerly OVCs)

Swimmers wishing to have times entered into SWIMS (USA Swimming times database) must complete a form at the meet prior to the swim. Contact the administrative official at the meet.

Awards

Medals will be given for first through tenth places in each age group for each event. A U.S. Masters Swimming championship patch will be given to each individual and relay team member for the first event won. Swimmers winning more than one event may purchase additional patches. Unclaimed awards will not be mailed.

Club Scoring

Championship banners will be presented to the top 10 clubs in the local and regional club divisions. These will be presented at the conclusion of the meet on Sunday, August 17.

Online Coverage

Follow the event online at usms.org, on our Facebook page, and on Twitter (follow us @MastersSwimming), where we'll post photos and updates each day.

Heat Sheets & Results Available on Mobile Devices

Use Active Network's Meet Mobile to get heat sheets and instant results on your mobile device. Just download the free Meet Mobile app on iTunes or Google Play on your iPhone, iPad, or Android.

Service Animals

Only service animals will be permitted on deck at the venue; all other animals are prohibited.



Allison E.
Yes! Finally got my
SWOLF score below 35.
Dec 28 @ 2:22pm Like (2)



Phillip Greinke
Shaved 3 seconds off
my 50 free!
Dec 28 @ 10:22am Like (0)



Gabriel Bellard
Hit 20 miles this month.
Next up: 25
Dec 30 @ 7:12am Like (0)



Beat your own personal best.
Then brag to your buddies.

Let the world know every goal you meet, every milestone you pass, and every record you shatter. Let Garmin Swim log your distance, pace, stroke count and stroke type. Then analyze the data in Garmin Connect and alert your connections when your practice has turned to personal success. Learn more at Garmin.com/swim



Club Roster – Local Clubs

1	1776	Colonials 1776	59	HLJ	Holmes Lumber Jax
2	AAA	Anne Arundel Amphibians	60	HUNT	Huntsville Swim Assoc
3	ACM	Arena Club Masters	61	IMSC	Irving Masters Swim Club
4	AGUA	Asphalt Green Masters	62	INDY	Indy Aquatic Masters
5	ALEX	Alexandria Masters Swimming	63	JWM	Jersey Wahoos Masters
6	ANBM	Anderson Barracuda Masters	64	L4S	Lane 4 Swimming
7	ANCM	Montgomery Ancient Mariners	65	LAPS	Los Angeles Peninsula Swimmers
8	ARKM	Arkansas Masters	66	LIEM	Long Island Express Masters
9	ARMS	Arlington Masters	67	LSSC	Lake Shore Swim Club
10	AWJ	Atlanta Water Jocks	68	MACH	Machine Aquatics
11	BALM	Bahia DE Almeria	69	MACM	Monocacy Aquatic Club Masters
12	BAM	Berkeley (Ca) Aquatic Masters	70	MARY	Maryland Masters
13	BCTM	Bearcat Masters	71	MEDI	Real Club Mediterráneo
14	BDGR	Badger Masters	72	MELO	Menlo Masters Aka Team Sheeper
15	BERK	Berkeley (Nj) Aquatic Masters	73	MEMO	Marcia's Enthusiastic Masters
16	BGSC	Bowling Green Swim Club Master	74	MERR	Merritt Marlins
17	BLU	Blu Frog Team	75	MESC	Maine Masters Swim Club
18	BMST	Beaufort Masters Swim Team	76	METR	Metro Masters Swim Club
19	BSLM	Birmingham Swim League	77	MINN	Minnesota Masters Swim Club
20	BUMS	Binghamton Univ Masters	78	MMA	Munster Masters
21	BWST	Blue Wave Swim Team	79	MMMS	Mansfield Master Marlins Swim
22	CARL	Carlsbad Swim Masters	80	MOCY	Ocean County Masters
23	CHRM	Charm City Aquatic Masters	81	MOVY	Movy Masters
24	CMAS	Christiansburg Blue Fin Master	82	MTMS	Middle Tennessee U Masters Swi
25	CMYM	Central Maryland YMCA Masters	83	MTSC	Middle TN Masters Swim Club
26	COLU	Columbia Masters Swim Team	84	MVN	Mission Viejo Masters
27	CONN	Connecticut Masters	85	NAGI	Club Nagi
28	CPYM	Crozet Parc YMCA Masters	86	NAM	New Albany Aquatics Club
29	CRAB	Chester River Aquatic Blues	87	NAMI	Sport & Health Tsunami Masters
30	CSMT	Columbus Sharks Masters	88	NASH	Nashville Aquatic Club Masters
31	CSPM	Csp Tideriders Master Swim Clu	89	NBAC	North Baltimore Aquatic Club M
32	CVMM	Conejo Valley Multisport Maste	90	NCAP	Nation's Capital Swimming
33	DAMD	DelmarvaAquaticMastersDogfish	91	NCYM	National Capital YMCA
34	DAMM	Dallas Aquatic Masters	92	NHS	Hornsby
35	DAS	Dayton Area Sharks	93	NITR	Nitro Swimming
36	DCAC	District Of Columbia Aquatics	94	NNB	Nelson bay Dolphins
37	DCLV	Dmv Leviathan	95	NOVA	Novaquatics Masters
38	DCM	DC Masters	96	NT	North Toronto Masters SC
39	DCRP	DC Dept Of Recreation & Parks	97	NTEX	North Texas Masters
40	DOC	Doc IU Masters Swimming	98	NUTS	Swymnut Masters
41	DRMS	Drew Masters Swimming	99	NWL	Wollongong
42	FAST	Fort Worth Area Swim Team	100	NYAC	New York Athletic Club
43	FBST	Fort Belvoir Masters	101	O*H*	O*H*I*O Masters Swim Club
44	FGM	Fremont Glenmoor Masters	102	OHSP	Ohio Splash
45	FINS	Fins Aquatics Club	103	OMAH	Omaha Masters Swim Club
46	FLA	Florida League Of Aquatics	104	OPAA	Ocean Pines Aquatics
47	FMM	Florida Maverick Masters	105	PAA	Peddie Aquatic Association
48	GBM	Great Bay Masters Swimming, In	106	PAFC	Pennypack Aquatic & Fitness Cl
49	GERM	Germantown Maryland Masters	107	PALM	Palmetto Masters
50	GMUP	Patriot Masters Swim Team	108	PCAT	Plano Wetcats
51	GOLD	Gold Coast Masters	109	PCST	Panama City Swim Team
52	GRSC	Gulliver Swim Club	110	PMS	Peru Masters Swim
53	GSC	Gator Swim Club	111	POWM	Peluso Open Water Masters
54	GSM	Garden State Masters	112	PTMS	PT Masters
55	GSMS	Grand Strand Masters Swimming	113	RAID	Potomac Raiders Swim Club
56	GYMS	Greenwood YMCA Masters Swimmin	114	RAM	Rockwall Aquatics Masters
57	HAYS	Hanover YMCA Sr Stingrays	115	RAY	Stingrays Masters Swimming
58	HFT	Husson Family Team	116	REDT	Red Tide




YOU CAN HAVE GREAT HAIR AND SKIN!



**Pioneer and Leader of the
Wellness Movement for Swimmers' HAIR and SKIN**

— In Salons, Swim Shops and Tri Shops Since 1985 —



Before



After

**Mallory Mead
Pro Marathon Swimmer**

"I've always struggled with my hair feeling dry and brittle. The fine hairs at the nape of my neck and at my hair line would turn bright white and break off! The Malibu MakeOver brought instant life back to my damaged hair with newfound body and bounce without the use of any styling products. After a few months of using the Malibu C Swimmers Wellness Collection, even the hair on the nape of my neck has grown back!"

Stop by the Malibu C Booth to ENTER TO WIN a FREE Year's Supply of Malibu C Hair Care!

100% VEGAN & Free of: Gluten, Parabens and Sulfate Surfactants

www.MalibuC.com | 1.800.622.7332

Club Roster – Local Clubs

117	RICE	Rice Aquatic Masters	148	UC08	Uc08
118	RIPM	Riptide Masters	149	UC09	Uc09
119	RMST	Reston Masters Swim Team	150	UC10	Uc10
120	ROSE	Rose Bowl Masters	151	UC12	Uc12
121	RYL	Royal Swim Team	152	UC13	Uc13
122	SDS	Sea Devil Swimming Masters	153	UC15	Uc15
123	SDSM	San Diego Swim Masters	154	UC17	Uc17
124	SFTL	Swim Fort Lauderdale	155	UC18	Uc18
125	SLAM	St. Louis Area Masters	156	UC21	Uc21
126	SPAW	Southpaw Masters	157	UC26	Uc26
127	SPM	St Pete Masters Inc	158	UC27	Uc27
128	STAN	Stanford Masters Swimming	159	UC32	Uc32
129	SUNF	Sunfish Masters	160	UC33	Uc33
130	SVY	Spring Valley YMCA Masters	161	UC37	Uc37
131	SWMN	Swimmin Masters	162	UC38	Uc38
132	SWPP	Swimmpower Prague	163	UC55	Uc55
133	SYSM	Sarasota YMCA Sharks	164	UCLA	UCLA Bruin Masters
134	TA	Team America Commandos	165	USF	University of San Francisco Ma
135	TAC	Hobart Aquatic Master SC	166	VCM	Ventura County Masters
136	TAM	Tamalpais Aquatic Masters	167	VIC	Victoria Masters Swim Club
137	TERR	Terrapin Masters	168	VLVM	Viva Las Vegas Masters
138	TMM	Tampa Metro Masters	169	VMS	Villanova Masters Swimming
139	TNYA	Team New York Aquatics	170	VMST	Virginia Masters Swim Team
140	TOC	The Olympic Club	171	WAPD	Wapda
141	TPIT	Team Pittsburgh Masters	172	WAVA	Warrenton Masters Swim Team
142	TRI3	Sportfit Lab	173	WH2O	West Hollywood Aquatics
143	TXLA	Longhorn Aquatics	174	WM	Westchester Masters
144	UC02	Uc02	175	WMST	Woodlands Masters Swim Team
145	UC05	Uc05	176	WOW	Wahoos of Wellington Masters
146	UC06	Uc06	177	WVM	WV Masters Swimming
147	UC07	Uc07	178	YWMA	Ywca Masters of Adams County

**Good luck to all participants
at the 2014 Summer Nationals**



from Terrapin Masters!



Reduce drag when traveling.

Nothing can slow you down more than being on the road. That's why more than 4,000 Marriott hotels around the world provide everything you need to keep focused, refreshed, and ready to handle even the longest road trip.

Marriott® is the Official Hotel Partner

Play Hard. Stay Easy.®



Visit Marriott.com/usms or call 866.256.0865 to book your stay.



Club Roster – Regional Clubs

1	AKMS	Alaska Masters Swim Club	10	NMMS	New Mexico Masters Swimming
2	ARIZ	Arizona Masters Swim Club Inc	11	OREG	Oregon Masters
3	CMS	Colorado Masters Swimming	12	PSM	Puget Sound Masters
4	FACT	Florida Aquatic Combined Team	13	SKY	Swim Kentucky Masters
5	GAJA	Georgia Masters	14	SMS	Southern Masters Swimmers
6	IM	Illinois Masters	15	SWOM	Southwest Ohio Masters
7	MICH	Michigan Masters	16	UTAH	Swim Utah
8	NCMS	North Carolina Masters Swimmin	17	WMAC	Wisconsin Masters Aquatic Club
9	NEM	New England Masters Swim Club			

In Loving Memory



In tribute to Debbie Morrin-Nordlund (1962 - 2014), who was one of the original lunchtime Terrapin Masters swimmers at the University of Maryland College Park in the early 1990s. She soon joined the Potomac Valley LMSC board and served there until her passing. She also served as Colonies Zone chair and on numerous USMS national committees. She was a tireless promoter of USMS and served the swimming community in many ways through volunteering and inspiring others. We will miss her.

Potomac Valley LMSC

Athlete Roster — by Club

Name	Age	Name	Age	Name	Age	Name	Age
Alaska Masters Swim Club		Townsend, Darian R	M30	Belva, Carol W	W59	Total: 11	
Brooks, Catherine	W66	Vargas, Daniel	M54	Bishop, Christopher R	M42	Charm City Aquatic Masters	
Brooks, Forest	M67	Vorrasi, Catherine M	W31	Bishop, Laura J	W42	Methric, Tim	M36
Total: 2		Total: 16		Caudrillier, Francois J	M52	Pumphrey, Katie	W27
Alexandria Masters Swimming		Arkansas Masters		Chaffee, Amy J	W51	Total: 2	
Brado, Matthew J	M35	Martin, Doug	M61	Henkel, Scott	M40	Chester River Aquatic Blues	
Clark, Laurence J	M62	Strauss, Trip	M56	Kornblatt, Daniel S	M65	Bowie, Charlotta B	W61
Coakley, Lisa	W59	Total: 2		Kovalovsky, Kelly J	M53	Total: 1	
Davey, Michael D	M70	Arlington Masters		Kristek, Steven M	M56	Christiansburg Blue Fin Master	
Gauzens, Stephanie	W30	Frederick, Aaron D	M21	Mayall, Randy S	M48	Bricken, Susan W	W71
Harris, Mark E	M52	Guiffre, John	M25	Meade, Tom J	M67	Sumner, Jean	W72
Jakubchak, Lindsey N	W32	Hopkins, Joanne E	W38	Pot, Eugene T	M64	Total: 2	
Jaskot, Brian R	M36	Mathey, Alison E	W30	Schaefer, Andrew F	M31	Club Nagi	
Jent, Daniel E	M37	Michalski, Daniel	M41	Schueckler, Leslie	W59	Claret, Josep	M70
Kays, Amelia B	W35	Moore, Colleen	W23	Smith, Rebecca L	W37	Total: 1	
McWilliams, Katie L	W31	Summers, Dan	M28	Tourtual, Dorothy M	W63	Colonials 1776	
Michel, Peter A	M71	Van Arkel, Brittany A	W27	Werner, David F	M36	Amundsen, Joseph S	M69
Taylor, Tim	M27	Total: 8		Total: 17		Amundsen, Nick	M31
Total: 13		Asphalt Green Masters		Birmingham Swim League		Burke, Barbara B	W53
Anderson Barracuda Masters		Bernstein, Rich	M68	White, James H	M44	Carpenter, Alex	M34
Rokich, Karen A	W55	Einsidler, Karen L	W58	Total: 1		Casciato, Michael G	M55
Total: 1		Katz, Jane	W71	Blu Frog Team		Clair, Kathleen S	W56
Anne Arundel Amphibians		Kolonkowski, Bob	M66	Beattie, John R	M53	Detering, Henry A	M69
Carnes, Jason R	M33	Shechter, Stanley J	M82	Chance, Danielle R	W33	Dougherty, Stephen P	M63
Foley,Carolynn	W71	Strozier, Matthew F	M41	Hynes, Brodie	M40	Figenshu, Susan E	W59
Hogan, Elizabeth	W58	Total: 6		Kroupa, Andy S	M45	Gallagher, Mark	M38
Lawlor, Sean	M48	Atlanta Water Jocks		Mercer, Rich	M51	Hiltabiddle, Steve	M48
Levendoski, Matthew G	M28	Vazhenin, Igor V	M50	Total: 5		Hood, Patricia B	W59
Total: 5		Total: 1		Blue Wave Swim Team		Hug, Laurie	W49
Arena Club Masters		Badger Masters		MacMillan, Scott	M49	Inverso, Kim M	W49
Diepold, Tiffany E	W33	Werlinich, Greg S	M50	Total: 1		Jones, Robert B	M63
Fanelli, Michael	M60	Total: 1		Bowling Green Swim Club Master		Keane, Jim	M70
Gardner, Anna	W37	Bahia DE Almeria		Kemp, Jessica	W36	Marks, Ronald L	M56
Paxton, Anthony C	M56	Murillo Sanz, Alberto	M70	Total: 1		Martin, Jack R	M63
Total: 4		Total: 1		Carlsbad Swim Masters		McCloskey, Cecilia D	W64
Arizona Masters Swim Club Inc		Bearcat Masters		Ellis, Joel	M56	Munger, Dot	W63
Courtney, Chris	M42	Merena, Elizabeth J	W62	Total: 1		Oxley, Gregory L	M56
Dickson, Brenna S	W19	Total: 1		Central Maryland YMCA Masters		Oxley, Morgan G	W23
Dickson, Kelsey A	W25	Beaufort Masters Swim Team		Beisel, Dan	M62	Plimpton, Hannah	W29
Dickson, Kurt F	M47	Eisele, Barbara M	W84	Breon, Bruce W	M53	Saucy, Stephanie A	W51
Dodge, David R	M68	Total: 1		Bruning, Gunnar	M37	Schroeder, Christine M	W65
Gallagher, Kathy	W50	Berkeley (Ca) Aquatic Masters		DiBari, Andrew	M32	Schumacher, Susan M	W48
Hamburger, Lew	M78	Grant, Bill A	M65	Hicks, Stephen C	M42	Spreng, Allison L	W30
Hemauer, Carol J	W58	Total: 1		Hinz, Brian P	M40	Stevens, Craig W	M61
Modjeska, Mark E	M61	Berkeley (Nj) Aquatic Masters		Luoma, Brian	M33	Swanson, Vibeke L	W53
Phillips, Bruce	M69	Bohan, Richard P	M63	Meyer, Jerry R	M65	Thornton, James	M62
Reid, Joe	M66	Total: 1		Park, Albert	M36	Waldbaum, Joan B	W83
Salkind, Neil J	M67	Binghamton Univ Masters		Sachs, Harold R	M50	Walsh Beilman, Stephanie	W65
Springer, Douglas A	M68			Troppman, Roy W	M70	Watts, Sue N	W60
						Wolff, Melinda S	W61

Name	Age	Name	Age	Name	Age	Name	Age
Colonials 1776		DC Dept Of Recreation & Parks		Butter-Sturman, Lin	W65	Leh, Tracey J	W49
Woods, Tina N	W57	Alexander, Allison K	W26	Henderson, Martha J	W78	McCarthy, Patrick J	M55
Total: 35		Austin, Kelli L	W34	Jennings, Bob	M61	Rogers, Alfred J	M81
Colorado Masters Swimming		Chororos, Alexander N	M41	Kaye, Elsa M	W68	Teixeira, Mariane C	W49
Batchelder, John R	M33	Di Silvio, Francesca E	W33	Kung, Luke C	M77	Vazquez, Maria E	W49
Garland, Robert	M45	Guevara, Marisa B	W32	McKenney, Marilynn	W67	Williamson, Francine S	W66
Graylin, Chelsea A	W44	Page, Dana	W53	Trevison, Ellie	W71	Winton, Robert F	M67
Hughes, John S	M61	Shycoff, Barbara	W54	Trevison, Rick	M72	Woods, Albert H	M85
Louie, Jamie	M57	Simon, Rebecca J	W34	Total: 8		Zeigler, John V	M69
Scott, Greg C	M55	Wang, Edward D	M40	Florida League Of Aquatics		Total: 18	
Vaughan, James M	M68	Total: 9		Meintjies, Bruce E	M73	Germantown Maryland Masters	
Total: 7		DC Masters		Total: 1		Abbott, John A	M64
Columbia Masters Swim Team		Kirkland, James M	M67	Florida Maverick Masters		Baudler, Dean P	M24
Cole, Henry E	M70	Monsein, Skip	M80	Bogue, Sherri L	W50	George, Jason J	M27
Goldberg, Stephanie	W42	Shay, Barry P	M74	Total: 1		Golden, Roger M	M72
Lawrie, Dawn J	W39	Total: 3		Fort Belvoir Masters		Greger, Ronald E	M70
TenHoor, Stuart J	M60	Delmarva Aquatic Masters Dogfish		Morris, Jennifer M	W42	Heil, Leah S	W33
Titoura, Andrei	M38	Hazard, Michael J	M45	Stolarz, Anna C	W41	Hillman, James R	M70
Total: 5		Total: 1		Total: 2		Hviid, Frederik C	M40
Columbus Sharks Masters		District Of Columbia Aquatics		Fort Worth Area Swim Team		Irons, Nicholas T	M42
Fisher, Dennis E	M55	Amodio, Lucas A	M22	Neville, Richard	M58	Lappin, Jeanne L	W59
Sutter, John	M51	Hewitt, Sara	W34	Total: 1		Main, Bryan A	M41
Total: 2		Lowengrub, Paul S	M43	Fremont Glenmoor Masters		Markoff, Douglas A	M49
Conejo Valley Multisport Maste		Pitts, Vivian L	W59	Chin, Jian	W50	McVeigh, Jennifer J	W42
Boosin, Michael J	M48	Richard, Jean-Philippe	M38	Total: 1		Miller, Ashley N	W25
Ito, Daisuke	M34	Walsh, Sheila A	W44	Garden State Masters		Noznesky, Denise L	W48
Total: 2		Williams, Neill	M46	Davidson, Michelle L	W44	Osinski, Michael P	M57
Connecticut Masters		Total: 7		Demas, Nickolas P	M84	Postma, Terri	W45
Anbar, Christie M	W46	Dmv Leviathan		Katz, Jerry A	M76	Proebsting, Arlene	W71
Duguay, Robert E	M29	Crumpler, Jane K	W33	Ryan, James	M62	Robinson, David L	M71
Flick, William	M36	Total: 1		Schoenlank, Julie A	W34	Roetert, Daniel	M31
Sega, Ally	W41	Doc IU Masters Swimming		Steadman Martin, Nancy	W60	Sippel, Ashley	W24
Total: 4		Jerden, Alex D	M27	Tsuzuki, Ed M	M56	Tomson, Farol L	M43
Crozet Parc YMCA Masters		Schickore, Jutta	W50	Yeomans, Scott	M50	Wall, Kenneth J	M73
Franklin, Rebecca L	W46	Wright, Robert E	M60	Total: 8		Williams, Jeffery S	M46
Witt, Cherie A	W50	Total: 3		Gator Swim Club		Wright, Stephen G	M65
Total: 2		Drew Masters Swimming		Condon, Erin P	W35	Wunderlich, Karl E	M49
Csp Tideriders Master Swim Clu		Postallian, Marcia A	W58	Retotar, Allison	W27	Total: 26	
Stanza, Mark W	M62	Total: 1		Total: 2		Gold Coast Masters	
Total: 1		Fins Aquatics Club		Georgia Masters		Childs, Lee	M66
Dallas Aquatic Masters		Colella, Mariel	W29	Alton, Dale M	W57	Dobler, Wally E	M80
Glass, Mark W	M40	Gardner, Meghan L	W31	Dixon, Richard B	M81	Hamada, Ahmed G	M75
Jones, Eney	W54	Limouze, Thomas C	M30	Dunivin, Anne A	W98	Hammerstrom, John G	M66
Total: 2		Lipin, Ilya A	M33	Haase, Judith L	W74	Lodwig, Keefe L	M71
Dayton Area Sharks		Miller, Michael	M29	Hooe, Donna L	W52	Painter, David J	M76
Pujalet-Devitt, Michele M	W57	Ryan, Robert J	M49	Jones, Judd	M56	Protzman, Barbara	W60
Weber, Matthew J	M35	Talbot, Teresa	W64	Keck, Annamarie C	W57	Quiggin, David	M70
Total: 2		Total: 7		Krugman, Elaine	W52	Rolston, Howard	M74
		Florida Aquatic Combined Team		Leen, Walter D	M72	Tucker, Betty Lou	W77
						Wiedemann, Karl E	M76

Athlete Roster — by Club

Name	Age	Name	Age	Name	Age	Name	Age
Gold Coast Masters		Young, Robert A	M50	Johnston, Jennifer G	W67	Purcell, Frank J	M48
Winokur, Eliot	M70	Total: 7		Kao, Erica	W24	Total: 1	
Total: 12		Indy Aquatic Masters		Kirwan, Denise	W62	Maine Masters Swim Club	
Grand Strand Masters Swimming		Carlson, Megan M	W30	Knox, Megan J	W25	Nguyen, Son	M35
Preller, Joan K	W66	Day, Nadine K	W44	Kress, Jay T	M51	Panayotoff, Kristi M	W66
Total: 1		Forst, Jeremy S	M36	Li, Beverly	W35	Total: 2	
Great Bay Masters Swimming, In		Goldstein, Mel E	M76	Linehan, Sean P	M54	Mansfield Master Marlins Swim	
McGrail, Crystie	W30	Marvin, Linda L	W41	Marks, Cynthia F	W34	James, Scott H	M60
Newkirk, Thomas R	M66	Mennen, Marty A	M78	McAteer, Brian	M30	Johnson, Stephen E	M62
Total: 2		Total: 6		McDevitt, Eliza J	W24	Total: 2	
Greenwood YMCA Masters Swimm		Irving Masters Swim Club		McGee, Hugh W	M72	Marcia's Enthusiastic Masters	
DiBenedetto, Robert J	M51	Myer, Cynthia J	W61	McIntyre, Erin	W33	Hurt, Liz	W50
Total: 1		Total: 1		Miesfeld, Noelle	W26	Total: 1	
Gulliver Swim Club		Jersey Wahoos Masters		Miller, Caroline A	W53	Maryland Masters	
Johansen, Christopher J	M30	Washick, David J	M25	Miller, Hoyle	M55	Bacon, Katie L	W36
Total: 1		Total: 1		Neikirk, John S	M50	Blubaugh, Diane L	W58
Hanover YMCA Sr Stingrays		Lake Shore Swim Club		Palfey, Janet R	W55	Bragg, Lynne W	W68
Gregory, John T	M59	Bartek, Mary C	W50	Pennington, Catherine M	W56	Bronk, Burt V	M83
Rebert, Mindy J	W36	Total: 1		Rawson, Laurelyn L	W43	Brown, Michael R	M68
Total: 2		Lane 4 Swimming		Roberts, Renee J	W49	Brown, Nancy	W78
Hobart Aquatic Master SC		Adams, William A	M48	Sattgast, Anne L	W34	Burley, Nick E	M60
Slugocki, Maciej Z	M62	Avery, Benjamin O	M22	Schutzmeister, Scott	M50	Coleman, Jill	W84
Total: 1		Battle, Glenn H	M53	Shaheen, Luke	M26	Dew, Rosemary N	W64
Holmes Lumber Jax		Becker, Marlene	W50	Stow, Meredith A	W36	DiBlasi, Julie A	W55
Nickodem, Peter W	M65	Bentley, Margaret L	W27	Trocchio, Lauren L	W34	Fligsten, Ken E	M76
Total: 1		Bruner, Cheryl L	W55	Van Horn, Alaina L	W33	Irminger, Doug	M60
Hornsby		Calvert, Stan D	M52	Wilks, Brenda L	W60	Johnson, Susanne	W45
Ellicott, Stuart W	M62	Chung, Jason J	M34	Willard, Kristen	W32	Jorgensen, Christine	W69
Total: 1		Compton, Taylor I	M26	Xu, Allen	M27	Lee, Michael P	M47
Huntsville Swim Assoc		Conze, Margaret G	W43	Total: 59		Malone, Kenneth G	M50
Smith, Brent	M74	Dasso, Mary C	W52	Long Island Express Masters		Marando, Vincent L	M76
Total: 1		Dearfield, Kerry L	M62	Garcia, Mike	M22	Mathews, Erin	W29
Husson Family Team		Duquette, Michelle K	W32	Total: 1		Mazyck, Carla D	W54
Atkins, Patricia A	W67	Edgell, Don	M62	Longhorn Aquatics		Reiner, Ruth J	W76
Clements, Jennifer M	W41	Engel, Tiffany N	W35	Coates, Ed M	M48	Sebring, Patrick J	M52
Husson, Bob	M69	Fitzgerald, Lauren E	W38	Ditzler, Kristy	W50	Shannon, Toby M	M66
Husson, Susan S	W70	Fitzpatrick, Judith A	W60	Hilpert, Bess	W59	Shores, Tyler	M78
Husson, Timothy R	M60	Fraley, Lauren	W27	Huggins, Dale R	M42	Travers, Allison S	W55
Osborne, Ann E	W50	Franklin, Erik J	M42	Rasmussen, Anders M	M51	Trimble, Gary	M72
Swedler, Susan M	W61	Frost, Holly C	W55	Sauer, Jim	M57	Winans, Colleen P	W53
Total: 7		Fuchs, Lauren	W27	Talkington, Alan M	M38	Total: 26	
Illinois Masters		Garner, Sam A	M29	Vandam, David K	M59	Menlo Masters Aka Team Sheep	
Bennewitz, Kirk T	M60	Guers, Lindsay	W26	Wood, Larry W	M60	Meier, Eric	M50
Darling, Karen M	W39	Gunder, Jessica R	W32	Wright, Stephen S	M56	Pinto, Harlan A	M57
Holmberg, Tom	M56	Hannam, Karen I	W74	Young, Stanford R	M50	Total: 2	
Ridge, Jennifer	W46	Hanneschlager, Michael E	M40	Total: 11		Merritt Marlins	
Seibt, Andreas K	M56	Hawley, Katherine G	W34	Los Angeles Peninsula Swimmers		Brown, Ann M	W52
Tuchler, David	M56	Henry, Mike	M44	Willis, Gregory B	M66	Burgess, Douglas L	M57
		Hyre, Susan P	W56	Total: 1		Burgess, Grant P	M21
		Ji, Victoria	W33	Machine Aquatics			

Name	Age	Name	Age	Name	Age	Name	Age
Merritt Marlins		Montgomery Ancient Mariners		Total: 7		Total: 1	
McGough, Tim	M57	Barthold, Faye	W30	Munster Masters		New York Athletic Club	
Nicora, Julie	W34	Blumenthal, Daniel J	M51	Lowell, Jon	M35	Hendrickson, John J	M54
Wright, Mark	M61	Blumenthal, Pamela M	W47	Total: 1		Oriwol, Tobias	M29
Total: 6		Britt, Clay	M53	Nashville Aquatic Club Masters		Wagner, Allison M	W37
Metro Masters Swim Club		Callier, Viviane	W30	McPherson, Chris A	W47	Willeboordse, Fall	W48
Cruz, Jorgeann R	W47	Casp, Justin	M38	McPherson, John	M47	Total: 4	
Foley, Evelyn C	W55	Cheney, David W	M56	Morse, Celia B	W53	Nitro Swimming	
Kyff, Jennifer J	W41	Connelly, Patrick	M47	Total: 3		Irawan, Yuni	W51
Teran-Santos, Patricia	W36	Crist, Jason A	M52	National Capital YMCA		Kristek, Tom	M57
Total: 4		Crouse, Jeanne M	W58	Ahlgren, Kyle R	M39	Palmer, Rosalie C	W26
Michigan Masters		Deal, Elisabeth Elliott	W50	Lee, Peter S	M44	Scott, Celia L	W31
Brown, Denise H	W55	DeBettencourt, Thomas J	M61	Miller, Jeffrey A	M37	Total: 4	
Cowing, John M	M65	Denes, Thomas A	M57	Nakahodo, Sidney	M39	North Baltimore Aquatic Club M	
Early, Marilyn E	W57	Diamond, Louis H	M75	Ory, Jeb M	M34	Haerian, Kathy A	W46
Forgione, David J	M60	Feinstein, John	M59	Sullivan, Shannon D	W38	Limke, Tobi L	W39
Guthrie, Sally K	W64	Fisken, Kathleen C	W72	Thornton, Katherine C	W29	Rapuano, Lisa O	W48
Maxbauer, Christine A	W61	Foley, Linda K	W59	Total: 7		Sugar, David M	M35
Pash, Gregory C	M67	Gainor, Cathy C	W47	Nation's Capital Swimming		Total: 4	
Schmaltz, Elizabeth R	W35	Godbout, Rich W	M44	Brudvig, Deborah M	W57	North Carolina Masters Swimmin	
Shaffer, Karl E	M55	Golan, Elissa M	W42	Williams, Susan O	W48	Amick, Beverly O	W60
Ten Hor, Richard C	M67	Goldberg, Marci	W30	Total: 2		Barrett, Steve	M81
Thompson, Frank L	M63	Greer, Marshall R	M78	Nelson bay Dolphins		Bitzenhofer, Mike A	M50
Weiss, Patrick J	M55	Harmon, David C	M65	Nix, Pamela J	W47	Bober, Richard S	M63
Wuchte, Mathew S	M44	Honberg, Lynda E	W62	Nix, Peter L	M47	Cairns, Bruce A	M51
Total: 13		Humbert, George	M46	Total: 2		Dore, Mary G	W51
Middle Tennessee U Masters Swi		Johnson, Peter C	M53	New Albany Aquatics Club		Fenstermacher, Jim S	M51
King, Sarah C	W31	Lim-Sharpe, Judy	W63	Adler, Jason	M28	Gilchrist, Donald B	M60
Richardson, Billie C	W43	Loman, Jeffrey P	M57	Saribalas, Amy M	W42	Glass, Ernie	M65
Total: 2		McCleskey, Edwin W	M61	Total: 2		Greene, Dana M	W45
Middle TN Masters Swim Club		Miller, Cristina	W38	New England Masters Swim Club		Henry, Angela	W45
Anderson, Abigail L	W24	Morrow, Dan	M65	Atkinson, Karen E	W39	Kern, Paul E	M46
Total: 1		Pastel, Mary S	W61	Emblidge, Cecilia V	W50	Klein, Jonathan E	M57
Minnesota Masters Swim Club		Peacock, Brent J	M52	Estel, Beth A	W58	Miller, Jamie A	M60
Magee, Pete	M77	Pettijohn, Margot K	W68	Gambrel, Patrick A	M60	Pinkerton, Rolffs S	M75
Nielsen, Charles D	M69	Pierce, Geoffrey E	M56	Grilli, Tracy L	W57	Porco, Filippo M	M37
Rosales Yopez, Jose R	M28	Roddin, Jeffrey H	M45	Hayes, Christie M	W66	Trevisan, Paul T	M63
Total: 3		Rodriguez-Jurado, Alejo A	M51	Hirsty, Jacki	W62	Vestal, Neal L	M60
Mission Viejo Masters		Weigel, Emily K	W49	Kavanagh, Suzanne	W52	White, Bernard T	M71
Campbell, John F	M67	Wight, Charles N	M61	Kolb, Karl A	M53	White, Tim	M59
Hale, Art	M72	Wilson, Keith K	M57	Lin, Helen	W30	Wolff, Celia	W48
Mitchell, Alison A	W60	Total: 40		Lomas, Corey H	M24	Total: 21	
Parker, John W	M46	Movy Masters		Loomis, Kate L	W31	North Texas Masters	
Wigely, Steven G	M65	Bohl, Nan	W85	Nelson, Robert H	M67	LeMaster, Stan	M67
Total: 5		Cohen, Sandy	M49	Soraghan, Marilyn L	W48	Total: 1	
Monocacy Aquatic Club Masters		Moore, Scott R	M42	Uustal, Diann B	W68	North Toronto Masters SC	
Irwin, Geoffrey M	M49	O'Dell, Richard S	M37	Total: 15		Braaksma, Harry H	M75
Paulsen, Anna	W28	Richardson, Walter P	M71	New Mexico Masters Swimming		Total: 1	
Total: 2		Sherman, Bill	M56	Berry, Jonathan W	M49	Novaquatics Masters	
		Thompson, Anthony G	M50				

Athlete Roster — by Club

Name	Age	Name	Age	Name	Age	Name	Age
Novaquatics Masters		Hanna, Mark P	M26	Graham, Donald	M60	Wardley, Charmain E	W50
Hayward, David S	M54	Krajewski, Thomas J	M36	Gray, Trever O	M38	Wymelenberg, Lynn A	W59
Jackson, Scott J	M39	Moy, Elaina M	W41	Gundred, Barb L	W63	Total: 34	
Wasko, Frank A	M54	Queen, Alison	W20	King, Jordan G	W24	Rice Aquatic Masters	
Total: 3		Sax, William C	M45	LeClercq, Toni M	W66	Guthrie, David M	M54
O*H*I*O Masters Swim Club		Toner, Karlin	W53	Phillips, Daniel L	M51	Jimenez, Carlos A	M50
Beatty, Chuck	M55	Williams, Stuart J	M34	Reid, Walt	M74	Kone, Bruce C	M56
Chisholm, Dick	M80	Zamon, Frederick J	M72	Sutherland, Kate	W66	Ruppe, Mary D	W45
Grassell, Duane V	M57	Total: 11		Warner, Frank	M65	Williams, Bruce F	M61
Hoopingarner, John	M60	Peddie Aquatic Association		Total: 16		Total: 5	
Learmonth, William R	M75	Gibson, Christopher E	M58	Real Club Mediterráneo		Riptide Masters	
Medici, John C	M76	Total: 1		Canales DE Mendoza, Joaquit	M74	Groves, Lisa J	W49
Wasserman, Neil R	M59	Peluso Open Water Masters		Total: 1		Total: 1	
Total: 7		Andres, Tess	W33	Red Tide		Rockwall Aquatics Masters	
Ocean County Masters		Cattoni, Sari L	W28	Saint-Amour, Craig E	M62	Stone, Stephanie	W47
Pierson, Dave	M62	Glasgow, Ginny Ann	W35	Saint-Amour, Roberta C	W29	Total: 1	
Total: 1		Gregory, Barbie J	W46	Total: 2		Rose Bowl Masters	
Ocean Pines Aquatics		Joslin, Danielle	W36	Reston Masters Swim Team		Stephenson, Dan	M57
Waters, Ellen J	W58	Phillips, Alice W	W49	Baldwin, Craig M	M40	Total: 1	
Total: 1		Strobl, Lori C	W34	Beels, Kendall R	W42	Royal Swim Team	
Ohio Splash		Total: 7		Boyle, Michael F	M63	Bagri, Val	M40
Miller, Joshua S	M29	Pennypack Aquatic & Fitness Cl		Brightwell, Kim M	W54	Total: 1	
Total: 1		Matz, Michael S	M53	Carlson, Jennifer M	W35	San Diego Swim Masters	
Omaha Masters Swim Club		Platt, Jay R	M67	Carlson, John	M43	Bell, John L	M72
Korenak, Andrew J	M49	Shepard, Pamela T	W49	Davis, Cory M	M34	Dallam, Ann Shenck	W84
Total: 1		Total: 3		Dawson, Mandy	W52	Genz, Michael A	M56
Oregon Masters		Peru Masters Swim		Evans, Brian R	M50	Neville, Cathy V	W57
Cleary, Kevin H	M31	Wong, Angel	M86	Gerson, Gordon M	M78	Walker, Larry	M71
Miller, Matt	M37	Total: 1		Greenfield Sheeche, Heather	W48	Total: 5	
Stark, Allen L	M65	Plano Wetcats		Hajost, Cynthia M	W54	Sarasota YMCA Sharks	
Summers, Ellen	W60	Cole, Janie	W61	Howanitz, Jace C	W24	Albino, Jorge E	M39
Summers, Jeanna	W60	Maccurdy, Krissy	W62	Ilg, Anna E	W59	Brenner, Bill	M56
Total: 5		McKelvey, Christina J	W61	Johnson, Mindy	W51	Butcher, Rob	M42
Palmetto Masters		Morrison, Lynn	W60	Jones, Leslie L	W41	Carpenter, Kelley C	W57
Brzezinski, Jay	M67	Total: 4		Macary, Michele L	W30	Couch, Bob E	M67
De Herder, Elizabeth F	W56	Potomac Raiders Swim Club		Manheim, Frank T	M84	Deery, Kyle B	M30
Malik, Michael J	M33	Simpson, Annemarie K	W35	Manheim, Lucy M	W72	Groselle, Jack R	M60
Moro, Erin C	W36	Total: 1		Moyer, Michelle A	W52	Groselle, Laura L	W54
Wilson, Jamie W	W48	PT Masters		Moyer, Steven N	M56	Guins, Ann H	W61
Yocum, Kari	W37	Petyk, Jennifer R	W43	Nakazawa, Muraji	M58	Hamel, Laura	W50
Total: 6		Total: 1		Nobbe, Nick	M76	Hellmann, Ralph P	M53
Panama City Swim Team		Puget Sound Masters		Orton, Adam D	M33	Jones, Burwell	M81
Lewis, Allison D	W31	Adcock, Richard P	M59	Osinovsky, Alex G	M50	Kahn, Roger	M59
Total: 1		Baker, John B	M63	Paulson, Laurence W	M65	Kendig, Alicia M	W32
Patriot Masters Swim Team		Casey, Kathrine J	W66	Pilette, Sterling	M72	Kendig, Jamie M	M34
Cosgrove, Katie E	W33	Colella, Rick	M63	Sickenberger, Jr., William L	M54	Matysek, Anna Lea	W53
Gandee, Brad	M60	Conroy, Chris	M29	Sickenberger, Phyllis E	W51	Matysek, Jim	M55
Grecco, Paul A	M53	Dinkel, Paloma	W26	Sickenberger, Sr., William L	M80	Mitchinson, Dean T	M46
		Esko, Kevin L	M48	Snowwhite, Larry S	M68	Munson, Fred R	M56
				Vurdelja, David D	M49		

Name	Age	Name	Age	Name	Age	Name	Age
Sarasota YMCA Sharks		Total: 2		Novotny, Deidre D	W26	Tomson, Scott C	M33
Newman, Steven M	M52	St. Louis Area Masters		Pardo, Robert R	M41	Total: 1	
Palace, Mark	M41	Barthold, Ross O	M25	Quintero, Myriam	W65	Team New York Aquatics	
Parker Palace, Kelly	W53	Good, Larry A	M80	Read, David M	M46	Chatzigeorgiou, Georgia	W38
Perout, Jeffrey J	M61	Kohn, Catherine K	W61	Rosenblat, Daniela	W39	Total: 1	
Total: 23		Petersen, Stephanie O	W52	Rutkin, Lance J	M20	Team Pittsburgh Masters	
Sea Devil Swimming Masters		Pohlmann, John T	M71	Smith, Maureen	W44	Abbate, Gary A	M60
Stephens, Glenn H	M56	Pohlmann, Mary M	W69	Stutz, Kathleen J	W32	Bartlett, Andrew S	M28
Total: 1		Total: 6		Szekeres, Naomi O	W36	Campbell, Michael T	M65
Southern Masters Swimmers		Stanford Masters Swimming		Thomas, Ann B	W54	Gustafson, Lee O	M63
Arnold, Patricia F	W75	Casey, Mollie Z	W63	Ventura, Rosa V	W67	Jensen, James R	M53
Frederic, Christine H	W50	Lee, Howard	M50	Vogel, Michel	M38	Kinsky, Suzanne M	W36
Many, Cecile	W60	Total: 2		Volz, Kristin R	W41	Muthler, Stephen K	M63
Total: 3		Stingrays Masters Swimming		Webb, Linda	W69	Phillips, Michael A	M28
Southpaw Masters		Delair, Stan R	M65	Wenzel, Chris	W55	Total: 8	
Brigham, William	M55	Total: 1		Witting, Susan M	W50	Terrapin Masters	
Total: 1		Sunfish Masters		Total: 46		Berke, Chuck W	M63
Southwest Ohio Masters		Goldberg, Julie F	W30	Swim Kentucky Masters		Corley, Marie	W37
Schapiro, Adam P	M28	Total: 1		Baldwin, Patricia A	W59	Doane, Michael P	M44
Total: 1		Swim Fort Lauderdale		Baldwin, Tricia A	W24	Ekstrom, Gretchen F	W48
Sport & Health Tsunami Masters		Ames, Eddie	M45	Gover, John D	M57	Ellis, Andrew F	M46
Dalbec, Maureen C	W48	Aubrey, Michael	M53	Kregor, Janice	W58	Ferdinand, Natalie J	W29
Jenkins, Alison	W41	Bennett, Sarah L	W51	May, Julie	W47	Flynn, Brent	M49
Marzban, Robert B	M45	Berk, Sherie	W61	Murray, Gail C	W57	Galan, Juliana M	W31
Meza, Fernando J	M39	Buchan, Douglas T	M71	Smath, Meg	W58	Galan, Peter A	M25
Mockler, Shannon M	W30	Chaves-Fonnegra, Andia	W35	Tingley, William	M64	Goodison, Michael R	M42
Porter, Erford E	M52	Chin-Ogilvie, Adrienne	W54	Total: 8		Grover, Mollie K	W33
Robison, Kayla A	W31	Crane, Eryn B	W26	Swim Utah		Hoffman, Charles L	M64
Vera, Arturo R	M31	Djang, Philipp A	M60	Lyman, Carolyn B	W64	Holden, Blake A	M38
Vera, Josephine P	W31	Dondi, Beda C	M59	Treiman, Gerald S	M54	Maddux, Kathryn	W33
Walters, Suzanne J	W44	Dorante, Ewa M	W25	Total: 2		Nealis, James E	M57
Total: 10		Dorante, Miguel A	M27	Swimmin Masters		Pfingsgraff, Joan L	W60
Sportfit Lab		Fiser, Graeme A	M48	Modrov, Priscilla A	W26	Quigley, Matthew	M25
Batko, Margaret	W64	Gesund, Ricardo	M64	Total: 1		Reider, Pete J	M59
Batko, Samantha	W32	Grady, Marci A	W56	Swimmpower Prague		Reynolds, Curt A	M54
Baumgarten, Elizabeth A	W58	Hendrick, Marty	M56	Gregor, Petr	M41	Shaw, Chris	M32
Broemmer, Caroline	W42	Henley, Cynthia P	W56	Total: 1		Strahota, Jeffrey R	M34
Mears, BJ	M47	Jackwin, Eric L	M25	Swymnut Masters		Timonin, Iurii	M57
Total: 5		Jordan, Richard L	M28	Peroni, Diana H	W42	Wagner, Cheryl A	W62
Spring Valley YMCA Masters		Kertesz, Kristof	M21	Total: 1		Yung, Cejeh J	M29
Donatelli, Alan	M51	Lage, Terry L	M46	Tamalpais Aquatic Masters		Total: 24	
Keisling, Christine M	W58	Larson, Allen J	M61	Bernard, Alan D	M65	The Olympic Club	
McGuire, James W	M50	Larson, Linda L	W59	Ridout, Nancy J	W72	Van Horn, William G	M76
Rees, Greg	M45	Lassen, Jason D	M42	Total: 2		Total: 1	
Total: 4		Lassen, Megan M	W44	Tampa Metro Masters		Uc02	
St Pete Masters Inc		Lastfogel, Laura L	W32	Calvert, Mark A	M55	Josephson, Wilson I	M20
Kupan, Cheryl A	W50	Martz, Adam J	M43	Groomes, David W	M40	Total: 1	
Zien, Livia L	W48	Mitchell, Anita M	W64	Total: 2		Uc05	
		Moffett, Erica L	W45	Team America Commandos		Gordon, Matthew H	M51
		Murphy, Siobhan C	W28				

Athlete Roster — by Club

Name	Age	Name	Age	Name	Age	Name	Age
Uc05		Greenwood, Alan	M48	Uc27		Ericson, William C	M24
Weeden, Alan	M90	Griffin, Jim	M56	Whinnery, Typ	M23	Frogley, Chris S	M71
Total: 2		Helfers, Edward D	M32	Total: 1		Galletly, Sandy	M72
Uc06		Keyes, Brett R	M31	Uc32		Gaulrapp, Edward H	M72
Craffey, Joan P	W61	Mac Gregor, Ellen	W48	Jay, George D	M64	Gault, Terry Sue M	W64
Lewis, Jean O	W65	Mann, Kristen M	W28	Total: 1		Gernstein, Terry M	M72
Total: 2		Nitkiewicz, Alexander M	M57	Uc33		Harris, Gregory	M51
Uc07		Osborn, Jeffrey L	M53	Cook, Jenny L	W56	Hlavacek, Ida M	W72
Henry, Robert M	M61	Poreda, Jacqueline H	W35	Total: 1		Hogan, John	M26
Thomas, John E	M51	Powers, Kevin M	M34	Uc37		Holland, Dave	M47
Total: 2		Rivera, Bryan C	M30	Ritter, Chris	M30	Jaeger, Debbie K	W52
Uc08		Salcetti, Charlie A	M59	Total: 1		Kratzer, Jill E	W47
Barnes, Thomas G	M37	Sturm, Zachary J	M21	Uc38		Letendre, Denise M	W26
Baylor, Isolde A	W44	Swanson, Ulrika	W37	George, Heidi S	W38	Lyons, Thomas F	M81
Bower, Daniel J	M24	Tenpas, Katie D	W51	Wells, Barton S	M47	Marens, Susan E	W72
Burris, William G	M32	Thornton, Laura L	W35	Total: 2		Martin, Judy	W72
Butel, Catherine	W57	Wolvin, Brad	M39	Uc55		Miller, Jim W	M64
Fry, Alfred A	M46	Total: 28		Hart, Jill	W44	Miller, Patricia M	W53
Grimes, David R	M62	Uc12		Shake, Joe	M56	Milner, Kristin E	W29
Lampe, Betty	W59	Blaha, Karen A	W28	Total: 2		Moore, Alison	W44
Martin, Michael P	M54	Buist, Chadwick L	M28	UCLA Bruin Masters		Nelson, Bill L	M61
Montgomery, David F	M30	Disque, Darrell C	M47	Ciraulo, Christie	W61	Romo, Robert A	M56
Osborn, Anne E	W29	Rackham, Grant B	M25	Hibben, Veronica	W58	Russo, Claire C	W31
Slamon, Nicholas B	M42	Snyder, Scott C	M25	Total: 2		Schreiner, Beth	W73
Sohlberg, Karl	M50	Walters, William J	M31	University of San Francisco Ma		Shank, Lauren E	W27
Switzer, Ed	M46	Wheeler, Jennifer	W28	Grohe, William E	M81	Stevenson, Chris L	M50
WuShanley, Ying	M56	Total: 7		Total: 1		Swiger, Ralph B	M58
Total: 15		Uc13		Ventura County Masters		Throne, William C	M58
Uc09		Smith, LaJoya B	W26	Gruber, Glenn A	M65	Van Horn Pate, Val R	W52
Adebiyi, Seun	M31	Total: 1		Kerns, Hubie	M65	Walker, Laura S	W77
Anderson, Justin A	M27	Uc15		Total: 2		Total: 40	
Harrington, Lauren B	W27	Fuenmayor, Jose	M70	Victoria Masters Swim Club		Viva Las Vegas Masters	
Hiskey, Justin R	M30	Total: 1		Varty, Eulah M	W80	Banfer, Paul	M51
Loreto, James A	M42	Uc17		Total: 1		Total: 1	
Magner, Jerry	M52	Lasita, Vincent	M33	Villanova Masters Swimming		Wahoos of Wellington Masters	
Schrader, Kathleen M	W56	Pavlech, Lauren	W48	Kondratev, Juri P	M36	Baldwin, Arthemise B	W64
Total: 7		Total: 2		Total: 1		Beuttenmuller, David J	M64
Uc10		Uc18		Virginia Masters Swim Team		Downey, Andy	M64
Baca, Kurt A	M59	DuBay, John	M50	Barry, Marcia L	W66	Gallarday, Stephanie	W20
Bandy, Kyle M	M23	Shockey, Kayla	W20	Boslego, Barbara E	W63	Garza, Richard J	M26
Bennett, Ruth R	W68	Total: 2		Braaten, Kitten	W59	Mian, Michael	M22
Burnett, Rachael E	W22	Uc21		Brundage, Warner F	M71	Viteri, Cynthia M	W46
Corlis, Amy	W34	Goodpasture, Jesse R	M28	Cheadle, Richard O	M77	Yager, Laura L	W29
Cray, Charlie F	M53	Moritz, Nathan B	M25	Cockrell, Charles E	M46	Total: 8	
Domson, Paul	M46	Moritz, Sharon E	W55	Deppe, Tom W	M56	Wapda	
Donahue, Patrick	M41	Total: 3		Detrick, Johnnie	W79	Javaid, Usman	M27
Fallick, David K	M51	Uc26		Dudley, Mariah V	W27	Total: 1	
Gayle, Deborah	W36	Archer, Branch T	M55	Durrant, Betsy	W73	Warrenton Masters Swim Team	
Gollhofer, Meghan	W30	Total: 1				Convis, Bradley A	M52
						Tupitza, Charles W	M59

Thank you to all our Gold Medal Sponsors

Name	Age
Total: 2	
West Hollywood Aquatics	
Smith, Brent S	M32
Total: 1	
Westchester Masters	
Healy, Martin J	M70
Total: 1	
Wisconsin Masters Aquatic Club	
Biles, James B	M53
Clark, David L	M57
Holland, David A	M56
Katzman, Debbie	W47
Mann, Melinda J	W58
Millholland, Carl	M62
Mistry, Cy	M25
O'Brien, Megan A	W25
Wynns, Kelly	W48
Total: 9	
Wollongong	
Lindsell, Karline	W51
Total: 1	
Woodlands Masters Swim Team	
Agathon, John C	M55
Bailie, Bob	M79
Boak, Carolyn	W69
Boak, Thomas D	M71
Considine-Miller, Ellen A	W51
Leilich, Joann	W75
Miller, Christopher L	M25
Morton, Andrea N	W52
Rollins, Bruce W	M65
Sellers, Melanie B	W62
Total: 10	
WV Masters Swimming	
Judd, Eric A	M22
Total: 1	
Ywca Masters of Adams County	
Brand, Barbara	W65
Diehl, David J	M73
Goffi, Judy T	W54
Hess, Brooke S	W42
Miller, Carol L	W54
Rebert, Kristina L	W51
Wagner, John	M65
Zoppel, Richard M	M61
Total: 8	

William Adams	Roger Kahn
Richard Adcock	Kristof Kertesz
John Agathon	James Kirkland
Arthemise Baldwin	Catherine Kohn
Steve Barrett	Luke Kung
John Bell	Linda Larson
Sarah Bennett	Megan Lassen
Rich Bernstein	Peter Lee
David Beuttenmuller	Joann Leilich
Sherry Bogue	Keefe Lodwig
Kitten Braaten	Melinda Mann
Bill Brenner	Judy Martin
Barbara Burke	Anna Lea Matysek
Rob Butcher	Jim Matysek
Bruce Cairns	Randy Mayall
John Campbell	Edwin McCleskey
Joaquin Canales de Mendoza	Marty Mennen
Kelley Carpenter	Jim Miller
Jian Chin	Patricia Miller
Adrienne Chin-Ogilvie	Alison Mitchell
David Clark	Erin Moro
Jenny Cook	Dan Morrow
Marie Corley	Andrea Morton
Nadine Day	Steven Newman
David Diehl	Denise Noznesky
Philipp Djang	Jeffrey Perout
Michael Doane	Daniel Phillips
Ewa Dorante	John Pohlmann
Gretchen Ekstrom	Mary Pohlmann
Andrew Ellis	Walter Richardson
Cecilia Emblidge	Lance Rutkin
Beth Estel	Scott Schutzmeister
Michael Fanelli	Karl Shaffer
Kathleen Fiskien	Karl Sohlberg
Patrick Gambrel	Nancy Steadman Martin
Larry Good	Jeanna Summers
Petr Gregor	Kate Sutherland
Tracy Grilli	Ralph Swiger
William Grohe	Anthony Thompson
Laura Groselle	Rosa Ventura
Ann Guins	Kristin Volz
Art Hale	Stephanie Walsh Beilman
Laura Hamel	Suzanne Walters
Martha Henderson	Sue Watts
Marty Hendrick	Linda Webb
Veronica Hibben	Colleen Winans
Tom Holmberg	Lynn Wymelenberg
Yuni Irawan	

Thank you

WHAT DO THEY HAVE IN COMMON?

Meet Laura, Rich, Tim and David.

They're all committed Masters swimmers, train hard, love to compete and are Swimming World Magazine's choice of top Master Swimmers in the World for 2013... and they all believe in P2LIFE.



Laura Val (60-64) - 15 FINA World Records in 2013

"While I think my diet meets the nutritional needs of the average adult female, training hard every day adds additional requirements. I believe the body needs to be refuelled with protein shortly after working out. The NutriBoost shake is the perfect solution. I drink it right after practice and a couple times during the day and it tastes amazing!"

Richard Burns (70-74) - 8 FINA World Records in 2013

"Since taking P2Life products I see some real changes. I have more energy during the day, am able to swim harder in practice and recover quicker, and lo and behold, my times have reversed their upward trend. Needless to say, I am a convert and can't see ever swimming without P2Life."



Tim Shead (60-64) - 5 FINA World Records in 2013

"My World Records in 2013 included a lifetime best. I have been taking P2Life's NutriBoost for 30 years, and EnduroBoost Adaptogens, Sport Multi-Vitamins and Joint Formula for over 15 years. I know I am giving my body everything it needs to stay healthy and perform at the highest levels."

David Guthrie (50-54) - 14 FINA World Records in 2013

"My biggest limitation was failing to recognize the true importance of proper nutrition. Good or bad, what we eat has a profound impact not only on our ability to perform and recover but on our quality of life. Complete, consistent nutrition is a key factor in my ability to perform at a high level. P2Life is an essential part of an effective nutritional plan that I enjoy every day. It works."



Come join us at our booth by the warm-up pool, have a taste of our NutriBoost and find out what these athletes are doing differently.

P2LIFE™

PERFORMANCE NUTRITION

www.P2Life.net/USMS

Day 1 – Wednesday, August 13

Warm-up

6:00 a.m.–7:50 a.m.

Check-in Deadlines for Day 1

The following are positive check-in events. Check-in may be done in person at the registration area or online at usms.org.

Weds., August 13	1500 freestyle	7:00 a.m.
------------------	----------------	-----------

PLEASE NOTE:

If you do not check in by the deadline, you will not be seeded; there are no exceptions.

Meet Start Time

8:00 a.m.

Women	Event	Men
1	1500 freestyle (mixed)	2

**2014 Marriott USMS Summer Nationals
Eppley Recreation Center Natatorium
Psych Sheet - Wednesday, August 13, 2014**

#1 Mixed 1500 LC Meter Freestyle

Name	Age Team	Seed Time			
1 Hviid, Frederik C	M40 GERM	16:39.79	59 Atkinson, Karen E	W39 NEM	22:10.98
2 George, Heidi S	W38 UC38	17:37.09	60 Ryan, James	M62 GSM	22:11.17
3 Hogan, John	M26 VMST	17:46.06	61 Genz, Michael A	M56 SDSM	22:17.84
4 Wells, Barton S	M47 UC38	17:49.50	62 Dudley, Mariah V	W27 VMST	22:21.07
5 Donahue, Patrick	M41 UC10	17:52.45	63 Parker Palace, Kelly	W53 SYSM	22:23.99
6 Dickson, Kurt F	M47 ARIZ	17:54.87	64 Hoopingarmer, John	M60 O*H*	22:25.00
7 Rosales Yopez, Jose R	M28 MINN	18:15.00	65 Ahlgren, Kyle R	M39 NCYM	22:27.93
8 Read, David M	M46 SFTL	18:17.77	66 Pash, Gregory C	M67 MICH	22:28.65
9 Modrov, Priscilla A	W26 SWMN	18:20.00	67 Hendrick, Marty	M56 SFTL	22:29.88
10 Batchelder, John R	M33 CMS	18:31.39	68 Hajost, Cynthia M	W54 RMST	22:30.00
11 Rivera, Bryan C	M30 UC10	18:45.00	69 Saucy, Stephanie A	W51 1776	22:31.24
12 Phillips, Daniel L	M51 PSM	18:55.00	70 Osborn, Anne E	W29 UC08	22:31.55
13 Jones, Eney	W54 DAMM	19:00.00	71 Stevens, Craig W	M61 1776	22:33.01
14 Schaefer, Andrew F	M31 BUMS	19:08.00	72 Davis, Cory M	M34 RMST	22:48.00
15 Hug, Laurie	W49 1776	19:11.91	73 Jennings, Bob	M61 FACT	22:50.70
16 Pardo, Robert R	M41 SFTL	19:24.27	74 Gambrel, Patrick A	M60 NEM	22:53.33
17 Cohen, Sandy	M49 MOVY	19:25.98	75 Wright, Mark	M61 MERR	23:00.00
18 Brigham, William	M55 SPAW	19:27.99	76 Thompson, Frank L	M63 MICH	23:04.17
19 Gibson, Christopher E	M58 PAA	19:42.91	77 Larson, Allen J	M61 SFTL	23:10.00
20 Archer, Branch T	M55 UC26	19:54.23	78 Willis, Gregory B	M66 LAPS	23:13.49
21 Modjeska, Mark E	M61 ARIZ	19:59.25	79 Gainor, Cathy C	W47 ANCM	23:16.51
22 Seibt, Andreas K	M56 IM	20:00.00	80 LeMaster, Stan	M67 NTEX	23:16.60
23 Nix, Pamela J	W47 NNB	20:00.00	81 Fanelli, Michael	M60 ACM	23:20.50
24 Newman, Steven M	M52 SYSM	20:00.00	82 Katzman, Debbie	W47 WMAC	23:21.05
25 Schickore, Jutta	W50 DOC	20:04.57	83 Bernstein, Rich	M68 AGUA	23:40.00
26 Biles, James B	M53 WMAC	20:11.94	84 Mitchell, Alison A	W60 MVN	23:42.00
27 Munson, Fred R	M56 SYSM	20:15.00	85 Watts, Sue N	W60 1776	23:47.30
28 Slugocki, Maciej Z	M62 TAC	20:20.00	86 Rebert, Kristina L	W51 YWMA	23:48.05
29 Kondratev, Juri P	M36 VMS	20:30.00	87 Hooe, Donna L	W52 GAJA	23:49.65
30 Carlson, Jennifer M	W35 RMST	20:35.29	88 Lastfogel, Laura L	W32 SFTL	23:50.55
31 Kerns, Hubie	M65 VCM	20:37.55	89 Tourtual, Dorothy M	W63 BUMS	24:00.00
32 Brown, Denise H	W55 MICH	20:50.59	90 Barry, Marcia L	W66 VMST	24:03.88
33 Agathon, John C	M55 WMST	20:50.87	91 Bennett, Sarah L	W51 SFTL	24:04.76
34 Wright, Robert E	M60 DOC	20:52.12	92 Lin, Helen	W30 NEM	24:18.00
35 Fitzgerald, Lauren E	W38 L4S	20:55.31	93 Kregor, Janice	W58 SKY	24:39.33
36 Lassen, Megan M	W44 SFTL	21:01.77	94 Woods, Tina N	W57 1776	24:54.91
37 Bartek, Mary C	W50 LSSC	21:05.66	95 Salkind, Neil J	M67 ARIZ	25:00.00
38 Clark, David L	M57 WMAC	21:10.00	96 Lyman, Carolyn B	W64 UTAH	25:07.45
39 Reynolds, Curt A	M54 TERR	21:11.26	97 Hyre, Susan P	W56 L4S	25:21.80
40 Methric, Tim	M36 CHRM	21:20.00	98 Quintero, Myriam	W65 SFTL	25:25.25
41 Gayle, Deborah	W36 UC10	21:25.00	99 Larson, Linda L	W59 SFTL	25:29.85
42 Einsidler, Karen L	W58 AGUA	21:30.00	100 Delair, Stan R	M65 RAY	26:33.94
43 Nix, Peter L	M47 NNB	21:30.00	101 Wagner, Cheryl A	W62 TERR	26:45.99
44 Pumpfrey, Katie	W27 CHRM	21:33.15	102 Braaksma, Harry H	M75 NT	27:14.00
45 Grilli, Tracy L	W57 NEM	21:39.18	103 Hamada, Ahmed G	M75 GOLD	27:55.55
46 Butcher, Rob	M42 SYSM	21:50.00	104 Bell, John L	M72 SDSM	28:06.27
47 Beatty, Chuck	M55 O*H*	21:55.01	105 Katz, Jane	W71 AGUA	28:30.50
48 Murray, Gail C	W57 SKY	21:55.42	106 Casey, Kathrine J	W66 PSM	28:50.74
49 Palace, Mark	M41 SYSM	21:56.02	107 Durrant, Betsy	W73 VMST	30:34.81
50 Moore, Alison	W44 VMST	21:57.28	108 Chisholm, Dick	M80 O*H*	32:28.95
51 Sullivan, Shannon D	W38 NCYM	21:58.92	109 Arnold, Patricia F	W75 SMS	33:27.45
52 Kolb, Karl A	M53 NEM	21:59.00	110 Martin, Judy	W72 VMST	33:30.00
53 Gover, John D	M57 SKY	21:59.45	111 Grohe, William E	M81 USF	35:53.91
54 Condon, Erin P	W35 GSC	21:59.88	112 Varty, Eulah M	W80 VIC	39:00.00
55 Martin, Jack R	M63 1776	22:00.00			
56 Mac Gregor, Ellen	W48 UC10	22:00.00			
57 Ciraulo, Christie	W61 UCLA	22:00.01			
58 Gallagher, Kathy	W50 ARIZ	22:08.06			

Day 2—Thursday, August 14

Warm-up

6:00 a.m.-7:50 a.m.

Check-in Deadline for Day 2

The following are positive check-in events. Check-in may be done in person at the registration area or online at usms.org.

Thurs., August 14	200 butterfly	7:00 a.m.
	800 freestyle	10:00 a.m.

PLEASE NOTE:

If you do not check in by the deadline, you will not be seeded; there are no exceptions.

Meet Start Time

8:00 a.m.

Women	Event	Men
3	200 butterfly	4
5	50 breaststroke	6
7	100 freestyle	8
9	800 freestyle (mixed)	10

Entry Deadline for Day 3 (Friday) Relays

Relays must be turned in at the relay desk.

Thurs., August 14	women's 200 freestyle relay men's 200 freestyle relay	3:00 p.m.
-------------------	--	-----------

**2014 Marriott USMS Summer Nationals
Eppley Recreation Center Natatorium
Psych Sheet - Thursday, August 14, 2014**

#3 Women 200 LC Meter Butterfly

Name	Age	Team	Seed Time
18-24			
1 King, Jordan G	24	PSM	2:22.90
2 Dickson, Brenna S	19	ARIZ	2:24.78
25-29			
1 Modrov, Priscilla A	26	SWMN	2:30.00
2 Letendre, Denise M	26	VMST	2:33.00
30-34			
1 Batko, Samantha	32	TRI3	3:11.49
2 Stutz, Kathleen J	32	SFTL	3:55.15
35-39			
1 Moro, Erin C	36	PALM	2:57.04
2 Lawrie, Dawn J	39	COLU	3:00.29
3 Carlson, Jennifer M	35	RMST	3:04.34
4 Atkinson, Karen E	39	NEM	3:26.58
5 Sullivan, Shannon D	38	NCYM	4:27.36
40-44			
1 Day, Nadine K	44	INDY	2:43.06
2 Davidson, Michelle L	44	GSM	2:50.11
3 Peroni, Diana H	42	NUTS	3:29.53
4 Kyff, Jennifer J	41	METR	3:36.74
5 Volz, Kristin R	41	SFTL	4:05.17
45-49			
1 Hug, Laurie	49	1776	2:42.42
2 Nix, Pamela J	47	NNB	2:45.00
3 Ruppe, Mary D	45	RICE	2:55.00
4 Viteri, Cynthia M	46	WOW	2:55.00
5 Postma, Terri	45	GERM	3:29.12
6 Katzman, Debbie	47	WMAC	3:43.23
7 Leh, Tracey J	49	GAJA	4:09.37
50-54			
1 Schickore, Jutta	50	DOC	2:48.35
2 Frederic, Christine H	50	SMS	3:02.51
3 Ditzler, Kristy	50	TXLA	3:06.58
4 Van Horn Pate, Val R	52	VMST	3:08.34
5 Kupan, Cheryl A	50	SPM	3:10.35
6 Parker Palace, Kelly	53	SYSM	3:11.64
7 Dore, Mary G	51	NCMS	3:14.72
8 Burke, Barbara B	53	1776	3:15.00
9 Hooe, Donna L	52	GAJA	3:46.86
10 Bennett, Sarah L	51	SFTL	4:05.81
11 Chin-Ogilvie, Adrienne	54	SFTL	4:15.07
12 Krugman, Elaine	52	GAJA	4:37.61
55-59			
1 Lappin, Jeanne L	59	GERM	3:00.65
2 Cook, Jenny L	56	UC33	3:02.25
3 Keisling, Christine M	58	SVY	3:21.57
4 Neville, Cathy V	57	SDSM	3:35.80
5 Hilpert, Bess	59	TXLA	3:37.48
6 Braaten, Kitten	59	VMST	3:45.15
7 Larson, Linda L	59	SFTL	3:54.13
8 Rokich, Karen A	55	ANBM	4:30.00
9 Grady, Marci A	56	SFTL	4:42.96
10 Kregor, Janice	58	SKY	5:09.33
60-64			
1 Steadman Martin, Nancy	60	GSM	3:05.00
2 Ciraulo, Christie	61	UCLA	3:10.00

3 Kohn, Catherine K	61	SLAM	3:26.99
4 Mitchell, Alison A	60	MVN	3:45.85
5 Tourtual, Dorothy M	63	BUMS	3:49.21
6 Guthrie, Sally K	64	MICH	3:57.66
7 Wilks, Brenda L	60	L4S	4:18.56
8 Sellers, Melanie B	62	WMST	5:36.06

65-69			
1 Pettijohn, Margot K	68	ANCM	3:47.78
2 Brooks, Catherine	66	AKMS	4:04.55

70-74			
1 Hlavacek, Ida M	72	VMST	5:06.71
2 Katz, Jane	71	AGUA	5:55.50

80-84			
1 Coleman, Jill	84	MARY	8:00.00

#4 Men 200 LC Meter Butterfly

Name	Age	Team	Seed Time
18-24			
1 Kertesz, Kristof	21	SFTL	2:13.60
2 Rutkin, Lance J	20	SFTL	2:15.00
3 Josephson, Wilson I	20	UC02	2:20.00

25-29			
1 Moritz, Nathan B	25	UC21	2:17.95
2 Rosales Yopez, Jose R	28	MINN	2:23.00
3 Garza, Richard J	26	WOW	2:45.12
4 Anderson, Justin A	27	UC09	2:47.89

30-34			
1 Batchelder, John R	33	CMS	2:29.73
2 Malik, Michael J	33	PALM	2:37.47
3 Cleary, Kevin H	31	OREG	2:45.63

35-39			
1 Jaskot, Brian R	36	ALEX	2:50.41
2 Nakahodo, Sidney	39	NCYM	2:59.99
3 Casp, Justin	38	ANCM	3:02.00
4 Ahlgren, Kyle R	39	NCYM	3:30.00

40-44			
1 Wuchte, Mathew S	44	MICH	2:43.86
2 Palace, Mark	41	SYSM	2:45.99
3 Tomson, Farol L	43	GERM	2:56.20
4 Hynes, Brodie	40	BLU	3:04.88

45-49			
1 Holland, Dave	47	VMST	2:20.40
2 Dickson, Kurt F	47	ARIZ	2:26.85
3 Kroupa, Andy S	45	BLU	2:33.80
4 Sax, William C	45	GMUP	2:42.00

50-54			
1 Vazhenin, Igor V	50	AWJ	2:29.50
2 Malone, Kenneth G	50	MARY	2:36.49
3 Biles, James B	53	WMAC	2:38.00
4 Schutzmeister, Scott	50	L4S	2:42.00
5 Wasko, Frank A	54	NOVA	2:49.87
6 Vargas, Daniel	54	ARIZ	2:51.08
7 Cairns, Bruce A	51	NCMS	2:58.40
8 Grecco, Paul A	53	GMUP	2:59.59
9 Thompson, Anthony G	50	MOVY	3:02.00
10 Kolb, Karl A	53	NEM	3:02.00
11 Hayward, David S	54	NOVA	4:30.00

55-59			
1 Sauer, Jim	57	TXLA	2:26.18

2 Archer, Branch T	55	UC26	2:43.36
3 Brigham, William	55	SPAW	2:43.93
4 Seibt, Andreas K	56	IM	2:45.00
5 Vandam, David K	59	TXLA	2:45.77
6 Wasserman, Neil R	59	O*H*	2:49.84
7 Cheney, David W	56	ANCM	3:00.00
8 Matysek, Jim	55	SYSM	3:02.64
9 Clark, David L	57	WMAC	3:45.00
10 Grassell, Duane V	57	O*H*	4:14.00
11 Swiger, Ralph B	58	VMST	4:15.00

60-64			
1 Wright, Robert E	60	DOC	2:53.71
2 Gustafson, Lee O	63	TPIT	2:55.50
3 Wood, Larry W	60	TXLA	2:59.00
4 Berke, Chuck W	63	TERR	3:02.64
5 Jones, Robert B	63	1776	3:10.00
6 Slugocki, Maciej Z	62	TAC	3:10.00
7 Jennings, Bob	61	FACT	3:35.17
8 Miller, Jamie A	60	NCMS	5:03.62

65-69			
1 Bernard, Alan D	65	TAM	3:07.04
2 Pash, Gregory C	67	MICH	3:09.28
3 Springer, Douglas A	68	ARIZ	3:10.00
4 Rollins, Bruce W	65	WMST	3:15.02
5 Willis, Gregory B	66	LAPS	3:31.62
6 Kolonkowski, Bob	66	AGUA	3:34.07
7 Paulson, Laurence W	65	RMST	3:56.24
8 Kirkland, James M	67	DCM	4:20.00

70-74			
1 Richardson, Walter P	71	MOVY	3:37.30
2 Winokur, Eliot	70	GOLD	4:05.69
3 Gaulrapp, Edward H	72	VMST	4:18.49
4 Smith, Brent	74	HUNT	4:27.16
5 Healy, Martin J	70	WM	4:38.00
6 Golden, Roger M	72	GERM	4:54.50

75-79			
1 Hamada, Ahmed G	75	GOLD	4:04.04

80-84			
1 Good, Larry A	80	SLAM	4:10.50
2 Rogers, Alfred J	81	GAJA	7:35.00
3 Grohe, William E	81	USF	8:15.57

**2014 Marriott USMS Summer Nationals
Eppley Recreation Center Natatorium
Meet Program - Thursday, August 14, 2014**

#5 Women 50 LC Meter Breaststroke

Lane	Name	Age Team	Seed Time
Heat 1 of 16 Finals			
3	Waldbaum, Joan B	83 1776	1:30.10
4	Dallam, Ann Shenck	84 SDSM	1:21.39
5	Bohl, Nan	85 MOVY	1:00.31
Heat 2 of 16 Finals			
1	Sumner, Jean	72 CMAS	1:06.26
2	Marens, Susan E	72 VMST	1:01.00
3	Durrant, Betsy	73 VMST	57.04
4	Martin, Judy	72 VMST	1:00.92
5	Katz, Jane	71 AGUA	1:05.50
6	Leilich, Joann	75 WMST	47.00
7	Detrick, Johnnie	79 VMST	56.84
Heat 3 of 16 Finals			
1	Sutherland, Kate	66 PSM	1:14.00
2	Webb, Linda	69 SFTL	52.23
3	LeClercq, Toni M	66 PSM	45.69
4	Pettijohn, Margot K	68 ANCM	45.52
5	Hayes, Christie M	66 NEM	45.65
6	Walsh Beilman, Stephanie	65 1776	48.80
7	McKenney, Marilyn	67 FACT	1:02.59
Heat 4 of 16 Finals			
2	Many, Cecile	60 SMS	59.86
3	Dew, Rosemary N	64 MARY	52.00
4	Talbot, Teresa	64 FINS	50.04
5	Baldwin, Arthemise B	64 WOW	51.14
6	Ciraulo, Christie	61 UCLA	58.00
Heat 5 of 16 Finals			
1	Guins, Ann H	61 SYSM	48.61
2	Boslego, Barbara E	63 VMST	46.71
3	Wolff, Melinda S	61 1776	43.68
4	Munger, Dot	63 1776	42.00
5	Maccurdy, Krissy	62 PCAT	42.32
6	McKelvey, Christina J	61 PCAT	44.50
7	Merena, Elizabeth J	62 BCTM	47.34
8	Lyman, Carolyn B	64 UTAH	49.15
Heat 6 of 16 Finals			
1	Foley, Evelyn C	55 METR	1:10.05
2	Lampe, Betty	59 UC08	58.15
3	Smath, Meg	58 SKY	55.00
4	Ilg, Anna E	59 RMST	49.74
5	Baumgarten, Elizabeth A	58 TRI3	50.89
6	Baldwin, Patricia A	59 SKY	56.05
7	Keck, Annamarie C	57 GAJA	1:03.51
Heat 7 of 16 Finals			
1	Carpenter, Kelley C	57 SYSM	47.21
2	Alton, Dale M	57 GAJA	43.75
3	Estel, Beth A	58 NEM	40.50
4	Cook, Jenny L	56 UC33	39.70
5	Mann, Melinda J	58 WMAC	39.94
6	De Herder, Elizabeth F	56 PALM	43.22
7	Murray, Gail C	57 SKY	45.43
8	Henley, Cynthia P	56 SFTL	48.43

Heat 8 of 16 Finals

1	Wardley, Charmain E	50 RMST	1:00.00
2	Lindsell, Karline	51 NWL	48.00
3	Chaffee, Amy J	51 BUMS	46.00
4	Toner, Karlin	53 GMUP	45.28
5	Hurt, Liz	50 MEMO	45.80
6	Morton, Andrea N	52 WMST	46.00
7	Tenpas, Katie D	51 UC10	50.00
Heat 9 of 16 Finals			
1	Brightwell, Kim M	54 RMST	43.54
2	Groselle, Laura L	54 SYSM	42.46
3	Miller, Caroline A	53 L4S	40.00
4	Witting, Susan M	50 SFTL	39.70
5	Considine-Miller, Ellen A	51 WMST	39.94
6	Gallagher, Kathy	50 ARIZ	41.86
7	Burke, Barbara B	53 1776	43.45
8	Petersen, Stephanie O	52 SLAM	44.00
Heat 10 of 16 Finals			
1	Roberts, Renee J	49 L4S	59.07
2	May, Julie	47 SKY	45.25
3	Postma, Terri	45 GERM	43.65
4	Groves, Lisa J	49 RIPM	40.34
5	Wilson, Jamie W	48 PALM	42.78
6	Zien, Livia L	48 SPM	44.82
7	Shepard, Pamela T	49 PAFC	53.54
Heat 11 of 16 Finals			
3	Miller, Cristina	38 ANCM	1:13.10
4	Teran-Santos, Patricia	36 METR	1:00.00
5	Walsh, Sheila A	44 DCAC	43.19
6	Richardson, Billie C	43 MTMS	1:02.81
Heat 12 of 16 Finals			
1	Sullivan, Shannon D	38 NCYM	48.44
2	Thornton, Laura L	35 UC10	47.03
3	Gayle, Deborah	36 UC10	43.08
4	Gardner, Anna	37 ACM	38.50
5	Yocum, Kari	37 PALM	40.72
6	Rosenblat, Daniela	39 SFTL	45.18
7	Chaves-Fonnegra, Andia	35 SFTL	48.19
8	Kemp, Jessica	36 BGSC	56.00
Heat 13 of 16 Finals			
3	Gollhofer, Meghan	30 UC10	45.00
4	Chance, Danielle R	33 BLU	36.72
5	Lastfogel, Laura L	32 SFTL	40.01
6	Vera, Josephine P	31 NAMI	46.42
Heat 14 of 16 Finals			
2	Dickson, Kelsey A	25 ARIZ	45.92
3	Murphy, Siobhan C	28 SFTL	43.88
4	Osborn, Anne E	29 UC08	42.82
5	Plimpton, Hannah	29 1776	43.46
6	Wheeler, Jennifer	28 UC12	45.00
Heat 15 of 16 Finals			
1	Ferdinand, Natalie J	29 TERR	42.00
2	Saint-Amour, Roberta C	29 REDT	41.50
3	Retotar, Allison	27 GSC	39.51
4	Dorante, Ewa M	25 SFTL	37.00
5	Fuchs, Lauren	27 L4S	39.22
6	O'Brien, Megan A	25 WMAC	40.00
7	Colella, Mariel	29 FINS	42.00
8	Van Arkel, Brittany A	27 ARMS	42.27

Heat 16 of 16 Finals

3	Sippel, Ashley	24 GERM	42.00
4	Queen, Alison	20 GMUP	37.00
5	Oxley, Morgan G	23 1776	39.00
6	Gallarday, Stephanie	20 WOW	44.00

#6 Men 50 LC Meter Breaststroke

Lane	Name	Age Team	Seed Time
Heat 1 of 18 Finals			
2	Dixon, Richard B	81 GAJA	1:02.38
3	Barrett, Steve	81 NCMS	59.06
4	Shechter, Stanley J	82 AGUA	55.12
5	Lyons, Thomas F	81 VMST	1:00.50
6	Woods, Albert H	85 GAJA	51.03
7	Wong, Angel	86 PMS	1:00.24
Heat 2 of 18 Finals			
2	Hamburger, Lew	78 ARIZ	51.00
3	Katz, Jerry A	76 GSM	48.00
4	Diamond, Louis H	75 ANCM	44.42
5	Wiedemann, Karl E	76 GOLD	44.65
6	Medici, John C	76 O*H*	49.00
Heat 3 of 18 Finals			
1	Frogley, Chris S	71 VMST	55.68
2	Davey, Michael D	70 ALEX	51.75
3	Reid, Walt	74 PSM	49.50
4	Brundage, Warner F	71 VMST	47.66
5	Pilette, Sterling	72 RMST	49.00
6	Hale, Art	72 MVN	49.61
7	Michel, Peter A	71 ALEX	55.00
8	Diehl, David J	73 YWMA	59.49
Heat 4 of 18 Finals			
1	Keane, Jim	70 1776	45.00
2	Trimble, Gary	72 MARY	44.88
3	Pohlmann, John T	71 SLAM	43.61
4	Boak, Thomas D	71 WMST	40.80
5	Cole, Henry E	70 COLU	41.00
6	Fuenmayor, Jose	70 UC15	43.88
7	Hillman, James R	70 GERM	45.00
8	Gernstein, Terry M	72 VMST	46.05
Heat 5 of 18 Finals			
1	Platt, Jay R	67 PAFC	43.92
2	Husson, Bob	69 HFT	43.00
3	Springer, Douglas A	68 ARIZ	38.00
4	Stark, Allen L	65 OREG	35.44
5	Kerns, Hubie	65 VCM	36.10
6	Campbell, John F	67 MVN	39.96
7	Nelson, Robert H	67 NEM	43.67
Heat 6 of 18 Finals			
1	Banfer, Paul	51 VLVM	47.99
2	Convis, Bradley A	52 WAVA	39.92
3	Martin, Michael P	54 UC08	40.98
4	Stanza, Mark W	62 CSPM	45.00
5	Pot, Eugene T	64 BUMS	41.80
6	Pierson, Dave	62 MOCY	42.00
7	Michalski, Daniel	41 ARMS	42.00
8	Salcetti, Charlie A	59 UC10	41.00

**2014 Marriott USMS Summer Nationals
Eppley Recreation Center Natatorium
Meet Program - Thursday, August 14, 2014**

Heat 7 (#6 Men 50 LC Meter Breaststroke)

1	Wight, Charles N	61 ANCM	40.00
2	Abbate, Gary A	60 TPIT	38.04
3	Vestal, Neal L	60 NCMS	34.46
4	Ellicott, Stuart W	62 NHS	33.00
5	Colella, Rick	63 PSM	33.96
6	Baker, John B	63 PSM	37.41
7	Bohan, Richard P	63 BERK	39.85
8	Hoffman, Charles L	64 TERR	40.50

Heat 8 of 18 Finals

1	Pinto, Harlan A	57 MELO	39.70
2	Dondi, Beda C	59 SFTL	39.48
3	Matysek, Jim	55 SYSM	37.06
4	Paxton, Anthony C	56 ACM	37.00
5	WuShanley, Ying	56 UC08	37.00
6	Louie, Jamie	57 CMS	37.64
7	Timonin, Iurii	57 TERR	39.64
8	Adcock, Richard P	59 PSM	39.79

Heat 9 of 18 Finals

1	Holmberg, Tom	56 IM	36.55
2	Casciato, Michael G	55 1776	34.90
3	Kone, Bruce C	56 RICE	34.01
4	Holland, David A	56 WMAC	33.50
5	Neville, Richard	58 FAST	33.81
6	Brenner, Bill	56 SYSM	34.58
7	Tuchler, David	56 IM	35.00
8	Oxley, Gregory L	56 1776	36.90

Heat 10 of 18 Finals

1	Grecco, Paul A	53 GMUP	37.07
2	Lee, Howard	50 STAN	36.87
3	Aubrey, Michael	53 SFTL	36.50
4	Harris, Gregory	51 VMST	35.92
5	Meier, Eric	50 MELO	36.00
6	Thompson, Anthony G	50 MOVY	36.57
7	Osborn, Jeffrey L	53 UC10	37.00
8	Sebring, Patrick J	52 MARY	38.00

Heat 11 of 18 Finals

1	Donatelli, Alan	51 SVY	35.82
2	Vargas, Daniel	54 ARIZ	34.69
3	Phillips, Daniel L	51 PSM	33.83
4	Guthrie, David M	54 RICE	30.48
5	Mercer, Rich	51 BLU	33.26
6	Jimenez, Carlos A	50 RICE	34.00
7	Harris, Mark E	52 ALEX	34.83
8	Yeomans, Scott	50 GSM	35.90

Heat 12 of 18 Finals

1	Fry, Alfred A	46 UC08	58.11
2	Cohen, Sandy	49 MOVY	37.01
3	Ryan, Robert J	49 FINS	36.79
4	Holland, Dave	47 VMST	36.68
5	Lage, Terry L	46 SFTL	37.00
6	Mears, BJ	47 TRI3	46.00
7	Hinz, Brian P	40 CMYM	38.00
8	Moore, Scott R	42 MOVY	38.68

Heat 13 of 18 Finals

1	Lee, Michael P	47 MARY	35.00
2	Disque, Darrell C	47 UC12	34.50
3	Roddin, Jeffrey H	45 ANCM	34.09
4	Korenak, Andrew J	49 OMAH	33.50
5	Fiser, Graeme A	48 SFTL	33.62
6	Mayall, Randy S	48 BUMS	34.12
7	Esko, Kevin L	48 PSM	34.54
8	Hazard, Michael J	45 DAMD	36.50

Heat 14 of 18 Finals

1	Palace, Mark	41 SYSM	36.22
2	Irons, Nicholas T	42 GERM	35.46
3	Huggins, Dale R	42 TXLA	33.31
4	Bagri, Val	40 RYL	30.50
5	Doane, Michael P	44 TERR	33.23
6	Goodison, Michael R	42 TERR	34.49
7	Hicks, Stephen C	42 CMYM	36.04
8	Groomes, David W	40 TMM	37.21

Heat 15 of 18 Finals

1	Forst, Jeremy S	36 INDY	39.52
3	Holden, Blake A	38 TERR	30.40
5	Werner, David F	36 BUMS	34.18
6	Shaw, Chris	32 TERR	40.00

Heat 16 of 18 Finals

1	Hiskey, Justin R	30 UC09	37.19
2	Smith, Brent S	32 WH2O	34.87
3	Keyes, Brett R	31 UC10	34.38
4	Deery, Kyle B	30 SYSM	30.04
5	Montgomery, David F	30 UC08	31.45
6	Vera, Arturo R	31 NAMI	34.48
7	Cleary, Kevin H	31 OREG	37.00
8	Davis, Cory M	34 RMST	37.50

Heat 17 of 18 Finals

2	Levendoski, Matthew G	28 AAA	37.00
3	Jerden, Alex D	27 DOC	33.55
4	Yung, Cejih J	29 TERR	30.90
5	Conroy, Chris	29 PSM	32.48
6	Phillips, Michael A	28 TPIT	34.83

Heat 18 of 18 Finals

2	Judd, Eric A	22 WVM	34.98
3	Garcia, Mike	22 LIEM	32.40
4	Whinnery, Typ	23 UC27	30.65
5	Bower, Daniel J	24 UC08	32.10
6	Kertesz, Kristof	21 SFTL	33.46
7	Frederick, Aaron D	21 ARMS	37.00

#7 Women 100 LC Meter Freestyle

Lane	Name	Age	Team	Seed Time
1	Waldbaum, Joan B	83	1776	2:20.10
2	Varty, Eulah M	80	VIC	2:01.30
3	Dallam, Ann Shenck	84	SDSM	2:19.26
4	Detrick, Johnnie	79	VMST	1:34.54
5	Walker, Laura S	77	VMST	1:41.40
6	Dunivin, Anne A	98	GAJA	4:41.19
7	Bohl, Nan	85	MOVY	1:45.22

Heat 2 of 19 Finals

1	Proebsting, Arlene	71 GERM	1:47.00
2	Katz, Jane	71 AGUA	1:45.50
3	Bricken, Susan W	71 CMAS	1:35.29
4	Schreiner, Beth	73 VMST	1:30.86
5	Ridout, Nancy J	72 TAM	1:31.45
6	Foley, Carolyn	71 AAA	1:43.47
7	Manheim, Lucy M	72 RMST	1:47.00

Heat 3 of 19 Finals

1	Bennett, Ruth R	68 UC10	1:33.66
2	Quintero, Myriam	65 SFTL	1:21.00
3	Uustal, Diann B	68 NEM	1:15.20
4	Williamson, Francine S	66 GAJA	1:15.66
5	Ventura, Rosa V	67 SFTL	1:30.33
6	Batko, Margaret	64 TRI3	1:59.82
7	Summers, Ellen	60 OREG	2:30.00

Heat 4 of 19 Finals

1	Many, Cecile	60 SMS	1:30.11
2	Lyman, Carolyn B	64 UTAH	1:25.99
3	Lim-Sharpe, Judy	63 ANCM	1:25.00
4	Guthrie, Sally K	64 MICH	1:19.59
5	Merena, Elizabeth J	62 BCTM	1:24.55
6	Talbot, Teresa	64 FINS	1:25.85
7	Baldwin, Arthemise B	64 WOW	1:26.51
8	Honberg, Lynda E	62 ANCM	1:42.05

Heat 5 of 19 Finals

1	Protzman, Barbara	60 GOLD	1:17.23
2	Maccurdy, Krissy	62 PCAT	1:15.00
3	McKelvey, Christina J	61 PCAT	1:12.60
4	Morrison, Lynn	60 PCAT	1:07.56
5	Hirsty, Jacki	62 NEM	1:12.00
6	Ciraulo, Christie	61 UCLA	1:14.00
7	Wolff, Melinda S	61 1776	1:16.00
8	Watts, Sue N	60 1776	1:19.41

Heat 6 of 19 Finals

1	Schrader, Kathleen M	56 UC09	1:49.02
2	Lampe, Betty	59 UC08	1:40.68
3	Bruner, Cheryl L	55 L4S	1:29.23
4	Woods, Tina N	57 1776	1:25.15
5	Figenshu, Susan E	59 1776	1:28.41
6	Baumgarten, Elizabeth A	58 TRI3	1:33.11
7	Pitts, Vivian L	59 DCAC	1:46.00
8	Keck, Annamarie C	57 GAJA	1:52.94

Heat 7 of 19 Finals

1	Moritz, Sharon E	55 UC21	1:17.56
2	Estel, Beth A	58 NEM	1:12.50
3	Hilpert, Bess	59 TXLA	1:11.70
4	Hibben, Veronica	58 UCLA	1:06.34
5	Grilli, Tracy L	57 NEM	1:10.96
6	Early, Marilyn E	57 MICH	1:12.00
7	Murray, Gail C	57 SKY	1:15.37
8	Carpenter, Kelley C	57 SYSM	1:19.18

**2014 Marriott USMS Summer Nationals
Eppley Recreation Center Natatorium
Meet Program - Thursday, August 14, 2014**

Heat 8 (#7 Women 100 LC Meter Freestyle)

1	Kratzer, Jill E	47 VMST	1:42.47
2	Greene, Dana M	45 NCMS	1:37.01
3	Inverso, Kim M	49 1776	1:15.00
4	Soraghan, Marilyn L	48 NEM	1:14.36
5	Shepard, Pamela T	49 PAFC	1:35.61
6	Schumacher, Susan M	48 1776	1:40.00
7	Toner, Karlin	53 GMUP	1:24.78
8	Tenpas, Katie D	51 UC10	1:30.00

Heat 9 of 19 Finals

1	Kavanagh, Suzanne	52 NEM	1:16.90
2	Johnson, Mindy	51 RMST	1:15.10
3	Becker, Marlene	50 L4S	1:14.48
4	Hajost, Cynthia M	54 RMST	1:13.45
5	Petersen, Stephanie O	52 SLAM	1:14.00
6	Parker Palace, Kelly	53 SYSM	1:14.78
7	Dawson, Mandy	52 RMST	1:15.33
8	Page, Dana	53 DCRP	1:21.82

Heat 10 of 19 Finals

1	Emblidge, Cecilia V	50 NEM	1:12.50
2	Groselle, Laura L	54 SYSM	1:10.84
3	Considine-Miller, Ellen A	51 WMST	1:09.92
4	Jones, Eney	54 DAMM	1:04.29
5	Gallagher, Kathy	50 ARIZ	1:09.06
6	Dore, Mary G	51 NCMS	1:10.26
7	Witting, Susan M	50 SFTL	1:12.00
8	Miller, Caroline A	53 L4S	1:13.00

Heat 11 of 19 Finals

1	Wilson, Jamie W	48 PALM	1:13.59
2	Groves, Lisa J	49 RIPM	1:12.45
3	McPherson, Chris A	47 NASH	1:06.89
4	Rapuno, Lisa O	48 NBAC	1:05.17
5	Ridge, Jennifer	46 IM	1:05.32
6	Moffett, Erica L	45 SFTL	1:11.40
7	Teixeira, Mariane C	49 GAJA	1:13.32
8	Wynns, Kelly	48 WMAC	1:13.70

Heat 12 of 19 Finals

3	Walters, Suzanne J	44 NAMI	1:32.00
4	Broemmer, Caroline	42 TR13	1:17.79
5	Hess, Brooke S	42 YWMA	1:25.14
6	Beels, Kendall R	42 RMST	1:46.37

Heat 13 of 19 Finals

1	Kyff, Jennifer J	41 METR	1:13.92
2	Graylin, Chelsea A	44 CMS	1:13.50
3	Goldberg, Stephanie	42 COLU	1:11.00
4	Petyk, Jennifer R	43 PTMS	1:06.44
5	Davidson, Michelle L	44 GSM	1:10.00
6	Jones, Leslie L	41 RMST	1:13.21
7	Lassen, Megan M	44 SFTL	1:13.77
8	Marvin, Linda L	41 INDY	1:14.07

Heat 14 of 19 Finals

1	Miller, Cristina	38 ANCM	2:03.66
2	Sullivan, Shannon D	38 NCYM	1:18.59
3	Hopkins, Joanne E	38 ARMS	1:14.28
4	Rebert, Mindy J	36 HAYS	1:11.14
5	Thornton, Laura L	35 UC10	1:12.55
6	Atkinson, Karen E	39 NEM	1:15.00
7	Corley, Marie	37 TERR	1:45.00

Heat 15 of 19 Finals

1	Kinsky, Suzanne M	36 TPIT	1:10.00
2	Moro, Erin C	36 PALM	1:07.92
3	Szekeress, Naomi O	36 SFTL	1:05.78
4	Chatzigeorgiou, Georgia	38 TNYA	1:02.40
5	Smith, Rebecca L	37 BUMS	1:05.32
6	Gayle, Deborah	36 UC10	1:07.78
7	Lawrie, Dawn J	39 COLU	1:09.33
8	Yocum, Kari	37 PALM	1:10.13

Heat 16 of 19 Finals

1	Diepold, Tiffany E	33 ACM	1:22.01
2	Gollhofer, Meghan	30 UC10	1:15.00
3	Quiggin, Alison E	30 ARMS	1:12.25
4	Lewis, Allison D	31 PCST	1:13.03
5	Vera, Josephine P	31 NAMI	1:20.33
6	Dickson, Kelsey A	25 ARIZ	1:10.60
7	Murphy, Siobhan C	28 SFTL	1:15.66

Heat 17 of 19 Finals

1	Schoenlank, Julie A	34 GSM	1:10.42
2	Van Horn, Alaina L	33 L4S	1:08.77
3	Carlson, Megan M	30 INDY	1:03.70
4	Grover, Mollie K	33 TERR	1:02.03
5	Vorrasi, Catherine M	31 ARIZ	1:02.92
6	Austin, Kelli L	34 DCRP	1:06.78
7	Galan, Juliana M	31 TERR	1:10.35
8	Corlis, Amy	34 UC10	1:11.14

Heat 18 of 19 Finals

1	O'Brien, Megan A	25 WMAC	1:08.00
2	Saint-Amour, Roberta C	29 REDT	1:05.00
3	Miller, Ashley N	25 GERM	1:04.00
4	Dinkel, Paloma	26 PSM	1:01.16
5	Smith, LaOya B	26 UC13	1:03.19
6	Retotar, Allison	27 GSC	1:04.62
7	Dorante, Ewa M	25 SFTL	1:05.77
8	Colella, Mariel	29 FINS	1:09.80

Heat 19 of 19 Finals

2	Sippel, Ashley	24 GERM	1:08.01
3	Howanitz, Jace C	24 RMST	1:01.00
4	Dickson, Brenna S	19 ARIZ	1:00.34
5	Burnett, Rachael E	22 UC10	1:01.00
6	Shockey, Kayla	20 UC18	1:06.00
7	Oxley, Morgan G	23 1776	1:10.20

#8 Men 100 LC Meter Freestyle

Lane	Name	Age	Team	Seed Time
------	------	-----	------	-----------

Heat 1 of 24 Finals

2	Sickenberger, Sr., William L	80 RMST	2:20.00
3	Barrett, Steve	81 NCMS	1:46.82
4	Shechter, Stanley J	82 AGUA	1:20.10
5	Dobler, Wally E	80 GOLD	1:40.00
6	Chisholm, Dick	80 O*H*	1:47.25
7	Woods, Albert H	85 GAJA	1:42.96

Heat 2 of 24 Finals

2	Katz, Jerry A	76 GSM	1:23.00
3	Magee, Pete	77 MINN	1:18.58
4	Van Horn, William G	76 TOC	1:14.54
5	Hamada, Ahmed G	75 GOLD	1:17.70
6	Bailie, Bob	79 WMST	1:21.15

Heat 3 of 24 Finals

1	Shay, Barry P	74 DCM	1:41.83
2	Frogley, Chris S	71 VMST	1:32.27
3	Pilette, Sterling	72 RMST	1:23.00
4	Buchan, Douglas T	71 SFTL	1:21.26
5	Healy, Martin J	70 WM	1:21.51
6	Brundage, Warner F	71 VMST	1:23.00
7	Michel, Peter A	71 ALEX	1:35.00

Heat 4 of 24 Finals

1	Keane, Jim	70 1776	1:18.00
2	Walker, Larry	71 SDSM	1:16.46
3	Lodwig, Keefe L	71 GOLD	1:13.79
4	Quiggin, David	70 GOLD	1:04.58
5	Canales DE Mendoza, Joaqui	74 MEDI	1:11.67
6	Troppman, Roy W	70 CMYM	1:14.40
7	Bell, John L	72 SDSM	1:17.37
8	Boak, Thomas D	71 WMST	1:19.20

Heat 5 of 24 Finals

1	Zoppel, Richard M	61 YWMA	1:53.00
2	Nelson, Bill L	61 VMST	1:21.95
3	Larson, Allen J	61 SFTL	1:11.19
4	DeBettencourt, Thomas J	61 ANCM	1:10.00
5	Hughes, John S	61 CMS	1:10.00
6	Pot, Eugene T	64 BUMS	1:14.64
7	Johnson, Stephen E	62 MMMS	1:48.81
8	Delair, Stan R	65 RAY	1:25.95

Heat 6 of 24 Finals

1	Platt, Jay R	67 PAFC	1:16.20
2	Newkirk, Thomas R	66 GBM	1:14.62
3	Nickodem, Peter W	65 HLJ	1:12.10
4	Wigely, Steven G	65 MVN	1:12.00
5	Amundsen, Joseph S	69 1776	1:12.03
6	Nielsen, Charles D	69 MINN	1:14.00
7	Vaughan, James M	68 CMS	1:15.76
8	Bernstein, Rich	68 AGUA	1:19.00

Heat 7 of 24 Finals

1	Warner, Frank	65 PSM	1:10.00
2	Rollins, Bruce W	65 WMST	1:09.02
3	Bernard, Alan D	65 TAM	1:06.01
4	Gruber, Glenn A	65 VCM	1:03.01
5	Childs, Lee	66 GOLD	1:03.50
6	Glass, Ernie	65 NCMS	1:07.00
7	Campbell, Michael T	65 TPIT	1:09.50
8	Brzezinski, Jay	67 PALM	1:10.79

Heat 8 of 24 Finals

1	Wight, Charles N	61 ANCM	1:09.00
2	Ellicott, Stuart W	62 NHS	1:06.00
3	Perout, Jeffrey J	61 SYSM	1:04.50
4	Thornton, James	62 1776	1:03.50
5	Gandee, Brad	60 GMUP	1:04.00
6	Modjeska, Mark E	61 ARIZ	1:04.95
7	Stevens, Craig W	61 1776	1:06.30
8	Beuttenmuller, David J	64 WOW	1:10.00

2014 Marriott USMS Summer Nationals
Eppley Recreation Center Natatorium
Meet Program - Thursday, August 14, 2014

Heat 9 (#8 Men 100 LC Meter Freestyle)

1	Gilchrist, Donald B	60 NCMS	1:03.00
2	Saint-Amour, Craig E	62 REDT	1:02.60
3	Martin, Doug	61 ARKM	1:00.00
4	Groselle, Jack R	60 SYSM	57.79
5	Williams, Bruce F	61 RICE	59.80
6	Colella, Rick	63 PSM	1:02.00
7	Gustafson, Lee O	63 TPIT	1:02.75
8	Graham, Donald	60 PSM	1:03.30

Heat 10 of 24 Finals

2	Fallick, David K	51 UC10	1:30.00
3	Kolb, Karl A	53 NEM	1:10.00
4	Convis, Bradley A	52 WAVA	1:10.53
5	Weiss, Patrick J	55 MICH	1:26.20
6	Paxton, Anthony C	56 ACM	1:09.00
7	Miller, Hoyle	55 L4S	1:12.00

Heat 11 of 24 Finals

1	Dondi, Beda C	59 SFTL	1:08.29
2	Wilson, Keith K	57 ANCM	1:06.00
3	Agathon, John C	55 WMST	1:05.94
4	Throne, William C	58 WMST	1:04.00
5	Brigham, William	55 SPAW	1:04.29
6	Munson, Fred R	56 SYSM	1:06.00
7	Gregory, John T	59 HAYS	1:08.00
8	Genz, Michael A	56 SDSM	1:08.72

Heat 12 of 24 Finals

1	Klein, Jonathan E	57 NCMS	1:03.46
2	Oxley, Gregory L	56 1776	1:02.90
3	Calvert, Mark A	55 TMM	1:00.50
4	Stephenson, Dan	57 ROSE	57.94
5	Sherman, Bill	56 MOVY	59.90
6	Strauss, Trip	56 ARKM	1:01.50
7	Deppe, Tom W	56 VMST	1:03.20
8	Shake, Joe	56 UC55	1:03.84

Heat 13 of 24 Finals

1	Osborn, Jeffrey L	53 UC10	1:06.00
2	Biles, James B	53 WMAC	1:05.50
3	Young, Stanford R	50 TXLA	1:05.15
4	Caudrillier, Francois J	52 BUMS	1:02.54
5	DuBay, John	50 UC18	1:03.50
6	Harris, Mark E	52 ALEX	1:05.47
7	Young, Robert A	50 IM	1:05.99
8	Linehan, Sean P	54 L4S	1:07.55

Heat 14 of 24 Finals

1	Schutzmeister, Scott	50 L4S	1:01.60
2	Newman, Steven M	52 SYSM	1:00.00
3	Jimenez, Carlos A	50 RICE	59.16
4	Mercer, Rich	51 BLU	58.08
5	Guthrie, David M	54 RICE	58.36
6	Vazhenin, Igor V	50 AWJ	59.50
7	Harris, Gregory	51 VMST	1:00.44
8	Hellmann, Ralph P	53 SYSM	1:02.00

Heat 15 of 24 Finals

1	Bartlett, Andrew S	28 TPIT	1:05.15
2	Miller, Christopher L	25 WMST	1:02.78
3	Schapiro, Adam P	28 SWOM	1:04.25
4	Forst, Jeremy S	36 INDY	1:03.55
5	Ahlgren, Kyle R	39 NCYM	1:18.56
6	Shaw, Chris	32 TERR	1:03.00
7	Fry, Alfred A	46 UC08	1:52.46

Heat 16 of 24 Finals

1	Parker, John W	46 MVN	1:17.76
2	Mitchinson, Dean T	46 SYSM	1:05.36
3	Adams, William A	48 L4S	1:04.00
4	Read, David M	46 SFTL	1:03.77
5	Greenwood, Alan	48 UC10	1:03.99
6	Cohen, Sandy	49 MOVY	1:05.00
7	Ames, Eddie	45 SFTL	1:06.00
8	Mears, BJ	47 TRI3	1:25.00

Heat 17 of 24 Finals

1	Fiser, Graeme A	48 SFTL	1:03.33
2	Lage, Terry L	46 SFTL	1:03.00
3	Boosin, Michael J	48 CVMM	58.92
4	Lee, Michael P	47 MARY	58.50
5	Mayall, Randy S	48 BUMS	58.72
6	Garland, Robert	45 CMS	1:01.48
7	Ellis, Andrew F	46 TERR	1:03.00
8	Irwin, Geoffrey M	49 MACM	1:03.65

Heat 18 of 24 Finals

1	Michalski, Daniel	41 ARMS	1:20.00
2	Hinz, Brian P	40 CMYM	1:10.00
3	Pardo, Robert R	41 SFTL	1:05.90
4	Courtney, Chris	42 ARIZ	1:04.62
5	Palace, Mark	41 SYSM	1:05.33
6	Henkel, Scott	40 BUMS	1:06.00
7	Hanneschlager, Michael E	40 L4S	1:10.80
8	Martz, Adam J	43 SFTL	1:21.67

Heat 19 of 24 Finals

1	Hicks, Stephen C	42 CMYM	1:03.59
2	Godbout, Rich W	44 ANCM	1:03.00
3	Glass, Mark W	40 DAMM	1:00.00
4	Butcher, Rob	42 SYSM	59.47
5	Huggins, Dale R	42 TXLA	59.88
6	Doane, Michael P	44 TERR	1:00.43
7	Wang, Edward D	40 DCRP	1:03.56
8	Moore, Scott R	42 MOVY	1:04.26

Heat 20 of 24 Finals

1	O'Dell, Richard S	37 MOVY	1:00.76
2	Werner, David F	36 BUMS	57.22
3	Brado, Matthew J	35 ALEX	56.50
4	Lowell, Jon	35 MMA	54.95
5	Gray, Trevor O	38 PSM	56.09
6	Krajewski, Thomas J	36 GMUP	57.00
7	Jent, Daniel E	37 ALEX	59.77
8	Flick, William	36 CONN	1:01.05

Heat 21 of 24 Finals

1	Powers, Kevin M	34 UC10	1:02.00
2	Smith, Brent S	32 WH2O	1:01.13
3	Strahota, Jeffrey R	34 TERR	1:00.94
4	Ritter, Chris	30 UC37	1:00.30
5	Luoma, Brian	33 CMYM	1:00.75
6	Adebisi, Seun	31 UC09	1:01.10
7	Tomson, Scott C	33 TA	1:01.86
8	Hiskey, Justin R	30 UC09	1:02.49

Heat 22 of 24 Finals

1	Ito, Daisuke	34 CVMM	1:00.00
2	Johansen, Christopher J	30 GRSC	58.99
3	Helfers, Edward D	32 UC10	57.19
4	Townsend, Darian R	30 ARIZ	49.56
5	McAteer, Brian	30 L4S	55.76
6	Kendig, Jamie M	34 SYSM	57.25
7	Carpenter, Alex	34 1776	59.00
8	Ory, Jeb M	34 NCYM	1:00.01

Heat 23 of 24 Finals

1	Miller, Joshua S	29 OHSP	59.65
2	Adler, Jason	28 NAM	59.50
3	Javaid, Usman	27 WAPD	57.41
4	Conroy, Chris	29 PSM	56.23
5	Compton, Taylor I	26 L4S	57.04
6	Hogan, John	26 VMST	58.52
7	Moritz, Nathan B	25 UC21	59.60
8	Phillips, Michael A	28 TPIT	1:02.63

Heat 24 of 24 Finals

2	Avery, Benjamin O	22 L4S	2:02.29
3	Garcia, Mike	22 LIEM	1:00.00
4	Lomas, Corey H	24 NEM	56.50
5	Josephson, Wilson I	20 UC02	56.70
6	Judd, Eric A	22 WVM	1:04.35

**2014 Marriott USMS Summer Nationals
Eppley Recreation Center Natatorium
Psych Sheet - Thursday, August 14, 2014**

#9 Mixed 800 LC Meter Freestyle

Name	Age Team	Seed Time					
1 Rutkin, Lance J	M20 SFTL	8:50.00	59 Munger, Dot	W63 1776	12:00.00	120 Nobbe, Nick	M76 RMST 16:00.00
2 Galan, Peter A	M25 TERR	8:55.41	60 Gandee, Brad	M60 GMUP	12:00.00	121 Meintjies, Bruce E	M73 FLA 16:08.19
3 McWilliams, Katie L	W31 ALEX	9:25.15	61 Early, Marilyn E	W57 MICH	12:00.00	122 Hlavacek, Ida M	W72 VMST 16:09.23
4 Johansen, Christopher J	M30 GRSC	9:35.00	62 Mann, Melinda J	W58 WMAC	12:00.00	123 Foley, Carolyn	W71 AAA 16:11.23
5 Jackwin, Eric L	M25 SFTL	9:45.29	63 Groves, Lisa J	W49 RIPM	12:05.00	124 Crouse, Jeanne M	W58 ANCM 16:24.78
6 Letendre, Denise M	W26 VMST	9:50.00	64 Murillo Sanz, Alberto	M70 BALM	12:07.39	125 Kaye, Elsa M	W68 FACT 16:56.91
7 Gallagher, Mark	M38 1776	9:55.00	65 Bennewitz, Kirk T	M60 IM	12:10.01	126 Trevison, Rick	M72 FACT 17:00.00
8 Rasmussen, Anders M	M51 TXLA	9:59.99	66 Denes, Thomas A	M57 ANCM	12:15.00	127 Maxbauer, Christine A	W61 MICH 17:00.00
9 Lowengrub, Paul S	M43 DCAC	10:00.00	67 James, Scott H	M60 MMMS	12:15.00	128 Miller, Jamie A	M60 NCMS 17:07.68
10 Kendig, Alicia M	W32 SYSM	10:00.95	68 Stutz, Kathleen J	W32 SFTL	12:19.10	129 King, Sarah C	W31 MTMS 17:30.00
11 Calvert, Mark A	M55 TMM	10:01.02	69 Stephens, Glenn H	M56 SDS	12:20.00	130 Henderson, Martha J	W78 FACT 18:10.89
12 Strauss, Trip	M56 ARKM	10:08.00	70 Andres, Tess	W33 POWM	12:22.77	131 Sutherland, Kate	W66 PSM 18:20.00
13 Yeomans, Scott	M50 GSM	10:09.90	71 Plimpton, Hannah	W29 1776	12:26.35	132 Kratzer, Jill E	W47 VMST 18:47.25
14 Brenner, Bill	M56 SYSM	10:11.11	72 Adcock, Richard P	M59 PSM	12:30.00	133 Fiskens, Kathleen C	W72 ANCM 19:22.00
15 Malik, Michael J	M33 PALM	10:11.24	73 Lewis, Allison D	W31 PCST	12:35.73	134 Gerson, Gordon M	M78 RMST 19:58.03
16 Wasserman, Neil R	M59 O*H*	10:12.50	74 Gault, Terry Sue M	W64 VMST	12:40.23	135 Trevison, Ellie	W71 FACT 20:00.00
17 Garland, Robert	M45 CMS	10:15.50	75 Hayes, Christie M	W66 NEM	12:43.24	136 Sellers, Melanie B	W62 WMST 20:00.00
18 Garza, Richard J	M26 WOW	10:17.54	76 Nelson, Robert H	M67 NEM	12:46.05	137 Forgione, David J	M60 MICH 20:01.00
19 Wood, Larry W	M60 TXLA	10:20.00	77 Lindsell, Karlina	W51 NWL	12:50.00	138 Bogue, Sherri L	W50 FMM 20:41.55
20 Sax, William C	M45 GMUP	10:21.41	78 Summers, Jeanna	W60 OREG	12:51.40	139 Bronk, Burt V	M83 MARY 20:48.30
21 Anderson, Justin A	M27 UC09	10:21.93	79 Hewitt, Sara	W34 DCAC	12:53.00	140 Brooks, Forest	M67 AKMS 22:25.80
22 Jaskot, Brian R	M36 ALEX	10:29.12	80 Jones, Burwell	M81 SYSM	12:55.00		
23 Smith, Brent S	M32 WH2O	10:29.51	81 Belva, Carol W	W59 BUMS	12:56.00		
24 Werlinich, Greg S	M50 BDGR	10:30.00	82 Lodwig, Keefe L	M71 GOLD	13:00.00		
25 Albino, Jorge E	M39 SYSM	10:30.00	83 Cowing, John M	M65 MICH	13:00.00		
26 Shaffer, Karl E	M55 MICH	10:30.96	84 Diepold, Tiffany E	W33 ACM	13:00.01		
27 Henkel, Scott	M40 BUMS	10:45.00	85 Rolston, Howard	M74 GOLD	13:08.07		
28 Thornton, James	M62 1776	10:45.74	86 Braaten, Kitten	W59 VMST	13:08.33		
29 Gruber, Glenn A	M65 VCM	10:53.01	87 Platt, Jay R	M67 PAFC	13:13.00		
30 Ditzler, Kristy	W50 TXLA	10:53.87	88 Rosenblat, Daniela	W39 SFTL	13:15.77		
31 Greenwood, Alan	M48 UC10	10:55.00	89 Meade, Tom J	M67 BUMS	13:18.50		
32 Fuchs, Lauren	W27 L4S	10:55.92	90 Mennen, Marty A	M78 INDY	13:20.00		
33 Steadman Martin, Nancy	W60 GSM	10:58.50	91 Van Horn, William G	M76 TOC	13:28.49		
34 Mian, Michael	M22 WOW	10:59.00	92 Ames, Eddie	M45 SFTL	13:30.77		
35 Couch, Bob E	M67 SYSM	11:01.24	93 Soraghan, Marilyn L	W48 NEM	13:34.60		
36 Mitchinson, Dean T	M46 SYSM	11:02.30	94 Wilks, Brenda L	W60 L4S	13:39.48		
37 Petyk, Jennifer R	W43 PTMS	11:05.00	95 Many, Cecile	W60 SMS	13:44.50		
38 Aubrey, Michael	M53 SFTL	11:09.00	96 Rodriguez-Jurado, Alejo A	M51 ANCM	13:50.30		
39 Godbout, Rich W	M44 ANCM	11:10.00	97 Galletly, Sandy	M72 VMST	13:50.96		
40 Nakahodo, Sidney	M39 NCYM	11:10.00	98 Hemauer, Carol J	W58 ARIZ	13:54.67		
41 Irwin, Geoffrey M	M49 MACM	11:10.09	99 Husson, Bob	M69 HFT	13:55.00		
42 Coates, Ed M	M48 TXLA	11:15.00	100 Wheeler, Jennifer	W28 UC12	14:00.00		
43 Lawlor, Sean	M48 AAA	11:15.70	101 Swiger, Ralph B	M58 VMST	14:00.00		
44 Main, Bryan A	M41 GERM	11:25.00	102 Baldwin, Tricia A	W24 SKY	14:01.22		
45 Hughes, John S	M61 CMS	11:25.92	103 Williamson, Francine S	W66 GAJA	14:10.66		
46 Cairns, Bruce A	M51 NCMS	11:26.50	104 Davey, Michael D	M70 ALEX	14:19.18		
47 May, Julie	W47 SKY	11:29.20	105 Henley, Cynthia P	W56 SFTL	14:23.80		
48 Ruppe, Mary D	W45 RICE	11:30.00	106 Foley, Linda K	W59 ANCM	14:30.00		
49 Kinsky, Suzanne M	W36 TPIT	11:30.00	107 Volz, Kristin R	W41 SFTL	14:47.77		
50 Dore, Mary G	W51 NCMS	11:30.40	108 Tupitza, Charles W	M59 WAVA	14:50.00		
51 Quiggin, David	M70 GOLD	11:33.32	109 Martin, Michael P	M54 UC08	14:54.00		
52 Markoff, Douglas A	M49 GERM	11:36.00	110 Webb, Linda	W69 SFTL	14:58.74		
53 Murphy, Siobhan C	W28 SFTL	11:40.44	111 Meyer, Jerry R	M65 CMYM	15:00.00		
54 Glass, Ernie	M65 NCMS	11:45.00	112 Butel, Catherine	W57 UC08	15:00.00		
55 Emblidge, Cecilia V	W50 NEM	11:45.50	113 Smith, Maureen	W44 SFTL	15:01.77		
56 Batko, Samantha	W32 TRI3	11:47.96	114 Chaffee, Amy J	W51 BUMS	15:15.00		
57 Hopkins, Joanne E	W38 ARMS	11:51.43	115 Schueckler, Leslie	W59 BUMS	15:15.00		
58 Beisel, Dan	M62 CMYM	11:53.65	116 Bragg, Lynne W	W68 MARY	15:15.00		
			117 Boyle, Michael F	M63 RMST	15:30.00		
			118 Goldberg, Marci	W30 ANCM	15:35.65		
			119 Schmaltz, Elizabeth R	W35 MICH	16:00.00		



**U.S. MASTERS
SWIMMING**

Spring Nationals

**SAN ANTONIO, TX
APRIL 23-26, 2015**



presented by



**Nationwide®
Insurance**

Mark your calendars for April 23 – 26, 2015 and make plans to swim in one of the nation's newest premier venues located in beautiful San Antonio just minutes from the Texas Hill Country, SeaWorld of San Antonio and the Shops at La Cantera. Championship participants will enjoy 32 lanes available for warm-up and competition across four pools. The Spring Nationals in San Antonio will also give participants a chance to take in fantastic springtime weather, **FREE** park passes to SeaWorld for all participants, and an opportunity to experience **Fiesta**. Since 1891, Fiesta has been one of America's truly great festivals featuring 10 days of celebration, parades and hundreds of events.



***As we'd say in San Antonio,
¡VIVA FIESTA y VIVA MASTERS SWIMMING!***



SanAntonioSports.org/USMastersSwimming

Day 3—Friday, August 15

Warm-up

6:00 a.m.-7:50 a.m.

Check-in Deadline for Day 3

The following are positive check-in events. Check-in may be done in person at the registration area or online at usms.org.

Fri., August 15	400 IM 200 freestyle	7:00 a.m.
-----------------	-------------------------	-----------

PLEASE NOTE:

If you do not check in by the deadline, you will not be seeded; there are no exceptions.

Meet Start Time

8:00 a.m.

Women	Event	Men
11	400 IM	12
	30-minute warm-up in competition pool	
13	50 backstroke	14
15	200 freestyle	16
17	100 breaststroke	18
19	200 freestyle relay	20

Entry Deadline for Day 4 (Saturday) Relays

Relays must be turned in at the relay desk.

Fri., August 15	200 mixed freestyle relay 200 mixed medley relay	3:00 p.m.
-----------------	---	-----------

**2014 Marriott USMS Summer Nationals
Eppley Recreation Center Natatorium
Psych Sheet - Friday, August 15, 2014**

#11 Women 400 LC Meter IM

Name	Age	Team	Seed Time
1 Letendre, Denise M	26	VMST	5:25.00
2 Modrov, Priscilla A	26	SWMN	5:30.00
3 Stone, Stephanie	47	RAM	5:32.50
4 Limke, Tobi L	39	NBAC	5:34.63
5 Kendig, Alicia M	32	SYSM	5:35.24
6 Hug, Laurie	49	1776	5:45.45
7 Davidson, Michelle L	44	GSM	6:03.01
8 Cook, Jenny L	56	UC33	6:05.25
9 Ruppe, Mary D	45	RICE	6:06.56
10 Frederic, Christine H	50	SMS	6:12.10
11 Moro, Erin C	36	PALM	6:19.83
12 Lappin, Jeanne L	59	GERM	6:21.02
13 Dore, Mary G	51	NCMS	6:24.20
14 Steadman Martin, Nancy	60	GSM	6:25.13
15 Sullivan, Shannon D	38	NCYM	6:25.66
16 Condon, Erin P	35	GSC	6:26.90
17 Kupan, Cheryl A	50	SPM	6:30.46
18 Batko, Samantha	32	TR13	6:31.85
19 Burke, Barbara B	53	1776	6:37.62
20 Haerian, Kathy A	46	NBAC	6:38.00
21 Keisling, Christine M	58	SVY	6:45.33
22 Kohn, Catherine K	61	SLAM	6:45.52
23 Hilpert, Bess	59	TXLA	6:47.74
24 Emblidge, Cecilia V	50	NEM	6:50.50
25 Hopkins, Joanne E	38	ARMS	6:50.91
26 Postma, Terri	45	GERM	6:57.95
27 Parker Palace, Kelly	53	SYSM	6:58.22
28 Walsh, Sheila A	44	DCAC	7:01.26
29 Neville, Cathy V	57	SDSM	7:01.95
30 Larson, Linda L	59	SFTL	7:05.77
31 Volz, Kristin R	41	SFTL	7:05.77
32 Protzman, Barbara	60	GOLD	7:09.28
33 Hooe, Donna L	52	GAJA	7:11.45
34 Mitchell, Alison A	60	MVN	7:17.91
35 Tourtual, Dorothy M	63	BUMS	7:19.21
36 Pettjohn, Margot K	68	ANCM	7:20.23
37 Atkinson, Karen E	39	NEM	7:20.99
38 Hayes, Christie M	66	NEM	7:23.38
39 Chin, Jian	50	FGM	7:26.97
40 Belva, Carol W	59	BUMS	7:31.00
41 Katzman, Debbie	47	WMAC	7:33.89
42 Stutz, Kathleen J	32	SFTL	7:35.10
43 Lyman, Carolyn B	64	UTAH	7:36.96
44 Blumenthal, Pamela M	47	ANCM	7:40.00
45 Brooks, Catherine	66	AKMS	7:41.99
46 Goldberg, Julie F	30	SUNF	8:15.00
47 Krugman, Elaine	52	GAJA	8:15.52
48 Rokich, Karen A	55	ANBM	8:30.00
49 Kregor, Janice	58	SKY	8:34.32
50 Casey, Kathrine J	66	PSM	8:41.22
51 Baldwin, Tricia A	24	SKY	8:42.44
52 Bruner, Cheryl L	55	L4S	8:47.58
53 Myer, Cynthia J	61	IMSC	8:53.40
54 Chin-Ogilvie, Adrienne	54	SFTL	8:57.13
55 Cosgrove, Katie E	33	GMUP	9:00.00
56 Panayotoff, Kristi M	66	MESC	9:15.62
57 Hlavacek, Ida M	72	VMST	9:25.65
58 Grady, Marci A	56	SFTL	9:29.55

#12 Men 400 LC Meter IM

Name	Age	Team	Seed Time
1 McAteer, Brian	30	L4S	4:49.00
2 Walters, William J	31	UC12	4:55.00
3 Guiffre, John	25	ARMS	4:59.99
4 Kertesz, Kristof	21	SFTL	5:04.23
5 Galan, Peter A	25	TERR	5:04.79
6 Buist, Chadwick L	28	UC12	5:09.00
7 Holland, Dave	47	VMST	5:09.89
8 Colella, Rick	63	PSM	5:11.73
9 Donahue, Patrick	41	UC10	5:12.73
10 Sauer, Jim	57	TXLA	5:18.00
11 Phillips, Daniel L	51	PSM	5:20.00
12 Vazhenin, Igor V	50	AWJ	5:24.50
13 Johansen, Christopher J	30	GRSC	5:25.00
14 Rosales Yopez, Jose R	28	MINN	5:25.00
15 Hicks, Stephen C	42	CMYM	5:25.68
16 Batchelder, John R	33	CMS	5:29.82
17 Titioura, Andrei	38	COLU	5:30.00
18 Lowengrub, Paul S	43	DCAC	5:35.00
19 Biles, James B	53	WMAC	5:39.36
20 Kroupa, Andy S	45	BLU	5:42.37
21 Harris, Gregory	51	VMST	5:42.68
22 Archer, Branch T	55	UC26	5:44.24
23 Seibt, Andreas K	56	IM	5:45.00
24 Wasserman, Neil R	59	O*H*	5:45.05
25 Moritz, Nathan B	25	UC21	5:46.45
26 Malik, Michael J	33	PALM	5:47.58
27 Ellis, Andrew F	46	TERR	5:50.00
28 Vandam, David K	59	TXLA	5:50.77
29 Gilchrist, Donald B	60	NCMS	5:55.00
30 Kerns, Hubie	65	VCM	5:56.59
31 Wood, Larry W	60	TXLA	5:58.00
32 Garza, Richard J	26	WOW	5:58.12
33 Thompson, Anthony G	50	MOVY	5:59.74
34 Matysek, Jim	55	SYSM	6:00.85
35 Anderson, Justin A	27	UC09	6:02.06
36 Davis, Cory M	34	RMST	6:05.00
37 Cockrell, Charles E	46	VMST	6:05.62
38 Palace, Mark	41	SYSM	6:06.11
39 Pardo, Robert R	41	SFTL	6:06.43
40 Louie, Jamie	57	CMS	6:08.00
41 Throne, William C	58	VMST	6:08.00
42 Slugocki, Maciej Z	62	TAC	6:10.00
43 Reynolds, Curt A	54	TERR	6:10.00
44 George, Jason J	27	GERM	6:11.17
45 Clark, David L	57	WMAC	6:12.00
46 Couch, Bob E	67	SYSM	6:14.44
47 Wright, Robert E	60	DOC	6:15.31
48 Grecco, Paul A	53	GMUP	6:19.99
49 Mian, Michael	22	WOW	6:20.00
50 Wunderlich, Karl E	49	GERM	6:20.60
51 Cairns, Bruce A	51	NCMS	6:22.61
52 Evans, Brian R	50	RMST	6:23.70
53 Bernard, Alan D	65	TAM	6:29.89

54 Hughes, John S	61	CMS	6:30.00
55 Pash, Gregory C	67	MICH	6:31.64
56 Beatty, Chuck	55	O*H*	6:32.80
57 Hendrick, Marty	56	SFTL	6:33.88
58 Rollins, Bruce W	65	WMST	6:39.02
59 Kolb, Karl A	53	NEM	6:45.00
60 Jennings, Bob	61	FACT	6:45.30
61 Ahlgren, Kyle R	39	NCYM	6:45.74
62 Harmon, David C	65	ANCM	6:48.00
63 Millholland, Carl	62	WMAC	6:52.00
64 Springer, Douglas A	68	ARIZ	7:00.00
65 LeMaster, Stan	67	NTEX	7:01.41
66 Porco, Filippo M	37	NCMS	7:03.00
67 Nelson, Robert H	67	NEM	7:06.01
68 Fanelli, Michael	60	ACM	7:06.55
69 Jones, Robert B	63	1776	7:10.50
70 Pinto, Harlan A	57	MELO	7:13.33
71 Ryan, James	62	GSM	7:13.47
72 Lee, Peter S	44	NCYM	7:14.87
73 Bernstein, Rich	68	AGUA	7:16.00
74 Lassen, Jason D	42	SFTL	7:20.01
75 Willis, Gregory B	66	LAPS	7:23.53
76 Cowing, John M	65	MICH	7:30.00
77 Zeigler, John V	69	GAJA	7:33.87
78 Van Horn, William G	76	TOC	7:43.18
79 Good, Larry A	80	SLAM	7:57.51
80 Golden, Roger M	72	GERM	7:59.76
81 Kolonkowski, Bob	66	AGUA	8:00.00
82 Winokur, Eliot	70	GOLD	8:01.15
83 Paulson, Laurence W	65	RMST	8:02.15
84 Painter, David J	76	GOLD	8:05.00
85 Swiger, Ralph B	58	VMST	8:05.00
86 Gaulrapp, Edward H	72	VMST	8:24.00
87 Smith, Brent	74	HUNT	8:48.77
88 Miller, Jamie A	60	NCMS	9:51.43
89 Vurdelja, David D	49	RMST	9:59.59
90 Bronk, Burt V	83	MARY	10:20.14
91 Grohe, William E	81	USF	12:33.47
92 Hale, Art	72	MVN	13:41.99
93 Rogers, Alfred J	81	GAJA	14:27.00

**2014 Marriott USMS Summer Nationals
Eppley Recreation Center Natatorium
Meet Program - Friday, August 15, 2014**

#13 Women 50 LC Meter Backstroke

Lane	Name	Age Team	Seed Time
Heat 1 of 14 Finals			
3	Dunivin, Anne A	98 GAJA	2:25.58
4	Coleman, Jill	84 MARY	1:03.00
5	Dallam, Ann Shenck	84 SDSM	1:15.30
Heat 2 of 14 Finals			
1	Reiner, Ruth J	76 MARY	1:41.57
2	Walker, Laura S	77 VMST	56.20
3	Leilich, Joann	75 WMST	54.00
4	Brown, Nancy	78 MARY	1:01.59
7	Figenshu, Susan E	59 1776	49.22
8	Blubaugh, Diane L	58 MARY	54.27
Heat 3 of 14 Finals			
1	Fisken, Kathleen C	72 ANCM	59.75
2	Martin, Judy	72 VMST	54.62
3	Foley, Carolyn	71 AAA	49.21
4	Schreiner, Beth	73 VMST	47.95
5	Bricken, Susan W	71 CMAS	48.74
6	Katz, Jane	71 AGUA	52.50
7	Manheim, Lucy M	72 RMST	56.00
8	Sumner, Jean	72 CMAS	1:01.03
Heat 4 of 14 Finals			
1	Jorgensen, Christine	69 MARY	54.12
2	Casey, Kathrine J	66 PSM	47.32
3	Walsh Beilman, Stephanie	65 1776	44.20
4	Uustal, Diann B	68 NEM	38.35
5	Barry, Marcia L	66 VMST	43.55
6	Pohlmann, Mary M	69 SLAM	45.75
7	Ventura, Rosa V	67 SFTL	47.33
8	Rokich, Karen A	55 ANBM	48.00
Heat 5 of 14 Finals			
1	Dew, Rosemary N	64 MARY	49.00
2	Gault, Terry Sue M	64 VMST	45.56
3	Craffey, Joan P	61 UC06	43.80
4	McKelvey, Christina J	61 PCAT	43.60
5	Wolff, Melinda S	61 1776	43.68
6	Lyman, Carolyn B	64 UTAH	45.45
7	Many, Cecile	60 SMS	47.78
8	Bowie, Charlotta B	61 CRAB	50.00
Heat 6 of 14 Finals			
1	Kirwan, Denise	62 L4S	42.98
2	Summers, Jeanna	60 OREG	42.40
3	Morrison, Lynn	60 PCAT	40.97
4	Pfinsgraff, Joan L	60 TERR	37.67
5	Guins, Ann H	61 SYSM	39.20
6	Mccloskey, Cecilia D	64 1776	41.00
7	Watts, Sue N	60 1776	42.87
8	Casey, Mollie Z	63 STAN	43.39
Heat 7 of 14 Finals			
1	Alton, Dale M	57 GAJA	44.51
2	Coakley, Lisa	59 ALEX	43.70
3	Pujalet-Devitt, Michele M	57 DAS	40.57
4	Larson, Linda L	59 SFTL	39.44
5	Estel, Beth A	58 NEM	40.50
6	Moritz, Sharon E	55 UC21	43.50
7	Travers, Allison S	55 MARY	44.00
8	Carpenter, Kelley C	57 SYSM	46.13

Heat 8 of 14 Finals

1	Cruz, Jorgeann R	47 METR	2:00.00
2	Schumacher, Susan M	48 1776	47.00
3	Roberts, Renee J	49 L4S	59.36
4	Morris, Jennifer M	42 FBST	50.00
5	Richardson, Billie C	43 MTMS	56.60
6	Batko, Samantha	32 TRI3	40.11
7	Andres, Tess	33 POWM	41.33
8	Mazyck, Carla D	54 MARY	54.62

Heat 9 of 14 Finals

1	Morse, Celia B	53 NASH	45.50
2	Thomas, Ann B	54 SFTL	41.00
3	Saucy, Stephanie A	51 1776	40.41
4	Brightwell, Kim M	54 RMST	36.43
5	Van Horn Pate, Val R	52 VMST	39.36
6	Jaeger, Debbie K	52 VMST	40.99
7	Chin, Jian	50 FGM	42.26
8	Irawan, Yuni	51 NITR	48.35

Heat 10 of 14 Finals

1	Anbar, Christie M	46 CONN	38.34
2	Viteri, Cynthia M	46 WOW	36.05
3	McPherson, Chris A	47 NASH	35.35
4	Willeboordse, Fall	48 NYAC	32.02
5	Williams, Susan O	48 NCAP	32.52
6	Wolff, Celia	48 NCMS	35.52
7	Vazquez, Maria E	49 GAJA	37.04
8	Moffett, Erica L	45 SFTL	38.55

Heat 11 of 14 Finals

1	Kyff, Jennifer J	41 METR	40.97
2	Moore, Alison	44 VMST	40.21
3	Lassen, Megan M	44 SFTL	36.77
4	Davidson, Michelle L	44 GSM	34.71
5	Petyk, Jennifer R	43 PTMS	36.39
6	Bishop, Laura J	42 BUMS	40.17
7	Stolarz, Anna C	41 FBST	40.22
8	Hart, Jill	44 UC55	42.31

Heat 12 of 14 Finals

1	Kemp, Jessica	36 BGSC	1:00.00
2	Lawrie, Dawn J	39 COLU	38.92
3	Yocum, Kari	37 PALM	38.24
4	Carlson, Jennifer M	35 RMST	35.33
5	Smith, Rebecca L	37 BUMS	35.76
6	Joslin, Danielle	36 POWM	38.35
7	Swanson, Ulrika	37 UC10	41.52
8	Crumpler, Jane K	33 DCLV	39.83

Heat 13 of 14 Finals

1	Scott, Celia L	31 NITR	39.47
2	Mathey, Alison E	30 ARMS	37.00
3	Strobl, Lori C	34 POWM	35.00
4	Grover, Mollie K	33 TERR	33.34
5	Chance, Danielle R	33 BLU	33.96
6	Van Horn, Alaina L	33 L4S	36.46
7	Schoenlank, Julie A	34 GSM	38.00
8	Lewis, Allison D	31 PCST	39.63

Heat 14 of 14 Finals

1	Dickson, Kelsey A	25 ARIZ	45.91
2	Yager, Laura L	29 WOW	39.02
3	Paulsen, Anna	28 MACM	36.69
4	Fraley, Lauren	27 L4S	33.33
5	Saint-Amour, Roberta C	29 REDT	37.00
6	Palmer, Rosalie C	26 NITR	39.03
7	Anderson, Abigail L	24 MTSC	33.00
8	Shockey, Kayla	20 UC18	37.22

#14 Men 50 LC Meter Backstroke

Lane	Name	Age Team	Seed Time
Heat 1 of 19 Finals			
1	Dixon, Richard B	81 GAJA	1:10.19
2	Manheim, Frank T	84 RMST	49.50
3	Dobler, Wally E	80 GOLD	46.00
4	Jones, Burwell	81 SYSM	40.00
5	Monsein, Skip	80 DCM	42.00
6	Shechter, Stanley J	82 AGUA	47.15
7	Barrett, Steve	81 NCMS	1:00.78
8	Weeden, Alan	90 UC05	58.00
Heat 2 of 19 Finals			
1	Michel, Peter A	71 ALEX	1:00.00
2	Healy, Martin J	70 WM	48.23
3	Reid, Walt	74 PSM	46.50
4	McGee, Hugh W	72 L4S	46.20
5	Rolston, Howard	74 GOLD	47.00
6	Diehl, David J	73 YWMA	48.76
7	Cheadle, Richard O	77 VMST	1:11.00
Heat 3 of 19 Finals			
1	Marando, Vincent L	76 MARY	59.00
2	Greer, Marshall R	78 ANCM	48.04
3	Pinkerton, Rolffs S	75 NCMS	45.20
4	Mennen, Marty A	78 INDY	40.00
5	Van Horn, William G	76 TOC	44.00
6	Magee, Pete	77 MINN	45.78
7	Learmonth, William R	75 O*H*	50.55
8	Fligsten, Ken E	76 MARY	1:01.39
Heat 4 of 19 Finals			
1	Wall, Kenneth J	73 GERM	45.33
2	Trimble, Gary	72 MARY	43.90
3	Boak, Thomas D	71 WMST	40.50
4	Meintjies, Bruce E	73 FLA	35.78
5	Murillo Sanz, Alberto	70 BALM	38.96
6	Walker, Larry	71 SDSM	42.02
7	Robinson, David L	71 GERM	44.65
8	Bell, John L	72 SDSM	45.86
Heat 5 of 19 Finals			
1	Weiss, Patrick J	55 MICH	49.01
2	Romo, Robert A	56 VMST	39.57
3	Feinstein, John	59 ANCM	39.50
4	Nakazawa, Muraji	58 RMST	46.00
5	Miller, Jim W	64 VMST	45.20
6	Johnson, Stephen E	62 MMMS	1:05.27
7	Dodge, David R	68 ARIZ	48.00
8	Winton, Robert F	67 GAJA	48.80

**2014 Marriott USMS Summer Nationals
Eppley Recreation Center Natatorium
Meet Program - Friday, August 15, 2014**

Heat 6 (#14 Men 50 LC Meter Backstroke)

1	Detering, Henry A	69 1776	43.00
2	Wright, Stephen G	65 GERM	42.00
3	Kolonkowski, Bob	66 AGUA	39.93
4	Phillips, Bruce	69 ARIZ	39.50
5	Kornblatt, Daniel S	65 BUMS	39.50
6	Meyer, Jerry R	65 CMYM	41.71
7	Vaughan, James M	68 CMS	42.25
8	Salkind, Neil J	67 ARIZ	45.00

Heat 7 of 19 Finals

1	Wigely, Steven G	65 MVN	39.00
2	Willis, Gregory B	66 LAPS	38.51
3	Warner, Frank	65 PSM	38.00
4	Brzezinski, Jay	67 PALM	34.91
5	Reid, Joe	66 ARIZ	36.77
6	Ten Hoor, Richard C	67 MICH	38.50
7	Glass, Ernie	65 NCMS	38.80
8	Campbell, John F	67 MVN	39.00

Heat 8 of 19 Finals

1	Dearfield, Kerry L	62 LAS	39.69
2	Muthler, Stephen K	63 TPIT	39.00
3	Gambrel, Patrick A	60 NEM	38.87
4	Thompson, Frank L	63 MICH	38.33
5	Bennewitz, Kirk T	60 IM	38.87
6	Gesund, Ricardo	64 SFTL	39.00
7	Downey, Andy	64 WOW	39.20
8	Pot, Eugene T	64 BUMS	42.32

Heat 9 of 19 Finals

1	Dougherty, Stephen P	63 1776	37.35
2	Perout, Jeffrey J	61 SYSM	33.80
3	Williams, Bruce F	61 RICE	33.00
4	Graham, Donald	60 PSM	31.87
5	Djang, Philipp A	60 SFTL	31.93
6	Bober, Richard S	63 NCMS	33.50
7	Tingley, William	64 SKY	34.00
8	Grimes, David R	62 UC08	38.00

Heat 10 of 19 Finals

1	Fisher, Dennis E	55 CSMT	39.50
2	Shake, Joe	56 UC55	37.00
3	Agathon, John C	55 WMST	35.75
4	Wilson, Keith K	57 ANCM	35.00
5	Oxley, Gregory L	56 1776	35.50
6	Kristek, Steven M	56 BUMS	36.00
7	Ellis, Joel	56 CARL	37.34
8	Nitkiewicz, Alexander M	57 UC10	39.50

Heat 11 of 19 Finals

1	Kristek, Tom	57 NITR	34.83
2	Hendrick, Marty	56 SFTL	34.64
3	McCarthy, Patrick J	55 GAJA	33.62
4	Klein, Jonathan E	57 NCMS	31.72
5	Kone, Bruce C	56 RICE	31.95
6	Deppe, Tom W	56 VMST	34.10
7	Jones, Judd	56 GAJA	34.72
8	Sherman, Bill	56 MOVY	34.90

Heat 12 of 19 Finals

1	Kolb, Karl A	53 NEM	39.75
2	Meier, Eric	50 MELO	36.61
3	Matz, Michael S	53 PAFC	36.09
4	Magner, Jerry	52 UC09	35.50
5	Sohlberg, Karl	50 UC08	35.53
6	Young, Stanford R	50 TXLA	36.50
7	Young, Robert A	50 IM	36.78
8	Fallick, David K	51 UC10	46.00

Heat 13 of 19 Finals

1	Reynolds, Curt A	54 TERR	33.84
2	Jimenez, Carlos A	50 RICE	33.30
3	Gordon, Matthew H	51 UC05	30.01
4	Britt, Clay	53 ANCM	29.00
5	Rasmussen, Anders M	51 TXLA	29.54
6	Fenstermacher, Jim S	51 NCMS	32.66
7	DuBay, John	50 UC18	33.50
8	Caudrillier, Francois J	52 BUMS	35.01

Heat 14 of 19 Finals

1	Ames, Eddie	45 SFTL	41.00
2	McPherson, John	47 NASH	35.59
3	Roddin, Jeffrey H	45 ANCM	30.51
4	Rees, Greg	45 SVY	29.65
5	Boosin, Michael J	48 CVMM	30.34
6	Dickson, Kurt F	47 ARIZ	31.85
7	MacMillan, Scott	49 BWST	36.40
8	Parker, John W	46 MVN	49.39

Heat 15 of 19 Finals

2	Henry, Mike	44 LAS	38.56
3	Groomes, David W	40 TMM	35.36
4	Bishop, Christopher R	42 BUMS	33.60
5	White, James H	44 BSLM	34.23
6	Hanneschlager, Michael E	40 LAS	36.07
7	Hynes, Brodie	40 BLU	40.71

Heat 16 of 19 Finals

2	O'Dell, Richard S	37 MOVY	31.72
3	Krajewski, Thomas J	36 GMUP	30.00
4	Gray, Trever O	38 PSM	29.10
5	Nakahodo, Sidney	39 NCYM	31.00
6	Carnes, Jason R	33 AAA	35.00
7	DiBari, Andrew	32 CMYM	36.12

Heat 17 of 19 Finals

1	Hiskey, Justin R	30 UC09	33.98
2	Smith, Brent S	32 WH20	33.14
3	Tomson, Scott C	33 TA	32.65
4	Townsend, Darian R	30 ARIZ	27.08
5	Kendig, Jamie M	34 SYSM	31.85
6	Orton, Adam D	33 RMST	33.08
7	Luoma, Brian	33 CMYM	33.54
8	Burris, William G	32 UC08	34.85

Heat 18 of 19 Finals

2	Taylor, Tim	27 ALEX	34.40
3	Bartlett, Andrew S	28 TPIT	32.93
4	Barthold, Ross O	25 SLAM	32.00
5	Shaheen, Luke	26 LAS	32.81
6	Snyder, Scott C	25 UC12	34.31

Heat 19 of 19 Finals

2	Sturm, Zachary J	21 UC10	32.64
3	Mian, Michael	22 WOW	31.00
4	Ericson, William C	24 VMST	29.99
5	Lomas, Corey H	24 NEM	30.00
6	Amodio, Lucas A	22 DCAC	32.19
7	Baudler, Dean P	24 GERM	39.00

**2014 Marriott USMS Summer Nationals
Eppley Recreation Center Natatorium
Psych Sheet - Friday, August 15, 2014**

#15 Women 200 LC Meter Freestyle

Name	Age Team	Seed Time
18-24		
1 Burnett, Rachael E	22 UC10	2:06.99
2 Dickson, Brenna S	19 ARIZ	2:10.67
3 Howanitz, Jace C	24 RMST	2:11.00
4 Oxley, Morgan G	23 1776	2:32.50
25-29		
1 Retotar, Allison	27 GSC	2:19.51
2 Smith, LaJoya B	26 UC13	2:22.19
3 O'Brien, Megan A	25 WMAC	2:34.00
4 Saint-Amour, Roberta C	29 REDT	2:35.00
5 Dickson, Kelsey A	25 ARIZ	2:37.64
6 Osborn, Anne E	29 UC08	2:38.09
7 Murphy, Siobhan C	28 SFTL	2:38.12
8 Yager, Laura L	29 WOW	2:38.13
9 Thornton, Katherine C	29 NCYM	3:04.52
30-34		
1 McWilliams, Katie L	31 ALEX	2:13.21
2 Kendig, Alicia M	32 SYSM	2:16.84
3 Vorrasi, Catherine M	31 ARIZ	2:23.87
4 Russo, Claire C	31 VMST	2:30.47
5 Gauzens, Stephanie	30 ALEX	2:37.76
6 Strobl, Lori C	34 POWM	2:38.21
7 Galan, Juliana M	31 TERR	2:39.08
8 Lewis, Allison D	31 PCST	2:40.52
9 Corlis, Amy	34 UC10	2:40.98
10 Ji, Victoria	33 L4S	2:41.89
11 Scott, Celia L	31 NITR	2:42.96
12 Andres, Tess	33 POWM	2:49.19
13 Barthold, Faye	30 ANCM	2:58.00
14 Gardner, Meghan L	31 FINS	3:19.05
15 Goldberg, Marci	30 ANCM	3:23.79
16 Guevara, Marisa B	32 DCRP	3:30.87
17 Cosgrove, Katie E	33 GMUP	3:40.00
18 King, Sarah C	31 MTMS	4:25.76
35-39		
1 Chatzigeorgiou, Georgia	38 TNYA	2:12.60
2 Smith, Rebecca L	37 BUMS	2:18.81
3 Limke, Tobi L	39 NBAC	2:24.16
4 Kinsky, Suzanne M	36 TPIT	2:35.00
5 Lawrie, Dawn J	39 COLU	2:35.54
6 Joslin, Danielle	36 POWM	2:38.00
7 Atkinson, Karen E	39 NEM	2:40.10
8 Condon, Erin P	35 GSC	2:42.87
9 Hopkins, Joanne E	38 ARMS	2:44.51
10 Stow, Meredith A	36 L4S	2:58.00
11 Engel, Tiffany N	35 L4S	3:06.00
12 Corley, Marie	37 TERR	3:30.00
13 Schmaltz, Elizabeth R	35 MICH	4:45.00
40-44		
1 Day, Nadine K	44 INDY	2:18.70
2 Petyk, Jennifer R	43 PTMS	2:26.26
3 Conze, Margaret G	43 L4S	2:28.00
4 Jones, Leslie L	41 RMST	2:32.73
5 Bishop, Laura J	42 BUMS	2:36.00
6 Moy, Elaina M	41 GMUP	2:37.05
7 Graylin, Chelsea A	44 CMS	2:40.50
8 Goldberg, Stephanie	42 COLU	2:43.00

9 Marvin, Linda L	41 INDY	2:47.03
10 Beels, Kendall R	42 RMST	3:53.58
45-49		
1 Stone, Stephanie	47 RAM	2:19.50
2 Ridge, Jennifer	46 IM	2:20.58
3 Rapuano, Lisa O	48 NBAC	2:22.22
4 Nix, Pamela J	47 NNB	2:23.00
5 McPherson, Chris A	47 NASH	2:27.05
6 Moffett, Erica L	45 SFTL	2:33.88
7 Phillips, Alice W	49 POWM	2:37.18
8 May, Julie	47 SKY	2:38.56
9 Noznesky, Denise L	48 GERM	2:39.15
10 Anbar, Christie M	46 CONN	2:40.22
11 Teixeira, Mariane C	49 GAJA	2:43.76
12 Ekstrom, Gretchen F	48 TERR	2:50.00
13 Wynns, Kelly	48 WMAC	2:51.25
14 Kratzer, Jill E	47 VMST	3:40.37
50-54		
1 Jones, Eney	54 DAMM	2:21.45
2 Saucy, Stephanie A	51 1776	2:24.99
3 Ditzler, Kristy	50 TXLA	2:29.84
4 Gallagher, Kathy	50 ARIZ	2:31.06
5 Dore, Mary G	51 NCMS	2:33.20
6 Bartek, Mary C	50 LSSC	2:35.58
7 Parker Palace, Kelly	53 SYSM	2:36.51
8 Emblidge, Cecilia V	50 NEM	2:38.50
9 Groselle, Laura L	54 SYSM	2:40.00
10 Deal, Elisabeth Elliott	50 ANCM	2:40.80
11 Hajost, Cynthia M	54 RMST	2:41.00
12 Petersen, Stephanie O	52 SLAM	2:43.42
13 Becker, Marlene	50 L4S	2:44.03
14 Dawson, Mandy	52 RMST	2:47.62
15 Jaeger, Debbie K	52 VMST	2:48.49
16 Kavanagh, Suzanne	52 NEM	2:49.10
17 Page, Dana	53 DCRP	3:02.00
18 Rebert, Kristina L	51 YWMA	3:02.35
19 Moyer, Michelle A	52 RMST	3:06.00
20 Mazyck, Carla D	54 MARY	3:16.35
21 Bogue, Sherri L	50 FMM	4:44.80
55-59		
1 Hibben, Veronica	58 UCLA	2:29.73
2 Neville, Cathy V	57 SDSM	2:31.26
3 Grilli, Tracy L	57 NEM	2:32.15
4 Early, Marilyn E	57 MICH	2:38.00
5 Hilpert, Bess	59 TXLA	2:43.69
6 Wenzel, Chris	55 SFTL	2:47.01
7 Wymelenberg, Lynn A	59 RMST	2:55.50
8 Woods, Tina N	57 1776	3:05.76
9 Carpenter, Kelley C	57 SYSM	3:08.91
10 Waters, Ellen J	58 OPAA	3:10.00
11 Schueckler, Leslie	59 BUMS	3:20.00
12 Brudvig, Deborah M	57 NCAP	3:41.78
13 Blubaugh, Diane L	58 MARY	3:44.56
14 Pitts, Vivian L	59 DCAC	3:45.00
15 Keck, Annamarie C	57 GAJA	4:00.99
60-64		
1 Steadman Martin, Nancy	60 GSM	2:39.00
2 Hirsty, Jacki	62 NEM	2:40.00
3 Morrison, Lynn	60 PCAT	2:41.37
4 Pfinsgraff, Joan L	60 TERR	2:42.00

5 Protzman, Barbara	60 GOLD	2:47.17
6 Munger, Dot	63 1776	2:50.00
7 Mitchell, Alison A	60 MVN	2:50.63
8 Watts, Sue N	60 1776	2:53.91
9 Guthrie, Sally K	64 MICH	2:54.46
10 Gault, Terry Sue M	64 VMST	3:00.12
11 Summers, Jeanna	60 OREG	3:05.52
12 Lyman, Carolyn B	64 UTAH	3:07.15
13 Many, Cecile	60 SMS	3:07.19
14 Baldwin, Arthemise B	64 WOW	3:08.06
15 Berk, Sherie	61 SFTL	3:18.41
16 Maxbauer, Christine A	61 MICH	4:10.00
65-69		
1 Williamson, Francine S	66 GAJA	2:45.66
2 Barry, Marcia L	66 VMST	2:58.77
3 Quintero, Myriam	65 SFTL	3:06.00
4 Ventura, Rosa V	67 SFTL	3:15.77
5 Bennett, Ruth R	68 UC10	3:16.84
6 Pohlmann, Mary M	69 SLAM	3:21.69
7 Bragg, Lynne W	68 MARY	3:27.00
8 Schroeder, Christine M	65 1776	3:30.00
9 Jorgensen, Christine	69 MARY	3:59.94
70-74		
1 Schreiner, Beth	73 VMST	3:19.20
2 Ridout, Nancy J	72 TAM	3:27.67
3 Foley, Carolyn	71 AAA	3:42.28
4 Proebsting, Arlene	71 GERM	4:02.33
5 Trevison, Ellie	71 FACT	4:40.00
6 Haase, Judith L	74 GAJA	6:08.05
75-79		
1 Detrick, Johnnie	79 VMST	3:47.65
2 Walker, Laura S	77 VMST	3:54.23
3 Henderson, Martha J	78 FACT	4:18.03
4 Brown, Nancy	78 MARY	4:20.99
80-84		
1 Varty, Eulah M	80 VIC	4:22.20
2 Dallam, Ann Shenck	84 SDSM	4:57.56
85-89		
1 Bohl, Nan	85 MOVY	3:59.07

#16 Men 200 LC Meter Freestyle

Name	Age Team	Seed Time
18-24		
1 Rutkin, Lance J	20 SFTL	1:58.00
2 Josephson, Wilson I	20 UC02	2:03.43
3 Mian, Michael	22 WOW	2:16.00
4 Judd, Eric A	22 WVM	2:20.00
5 Avery, Benjamin O	22 L4S	2:22.19
25-29		
1 Adler, Jason	28 NAM	2:04.00
2 Hogan, John	26 VMST	2:05.19
3 Conroy, Chris	29 PSM	2:05.81
4 Galan, Peter A	25 TERR	2:07.33
5 Jackwin, Eric L	25 SFTL	2:08.92
6 Jerden, Alex D	27 DOC	2:11.37
7 Javid, Usman	27 WAPD	2:12.00
8 Rosales Yopez, Jose R	28 MINN	2:15.00
9 Miller, Christopher L	25 WMST	2:18.23
10 Washick, David J	25 JWM	2:19.78
11 Barthold, Ross O	25 SLAM	2:20.00

**2014 Marriott USMS Summer Nationals
Eppley Recreation Center Natatorium
Psych Sheet - Friday, August 15, 2014**

25-29...(#16 Men 200 LC Meter Freestyle)

12 Anderson, Justin A	27 UC09	2:20.43
13 Schapiro, Adam P	28 SWOM	2:20.89

30-34

1 Townsend, Darian R	30 ARIZ	1:49.96
2 Walters, William J	31 UC12	1:59.99
3 Helfers, Edward D	32 UC10	2:03.66
4 McAteer, Brian	30 L4S	2:05.30
5 Johansen, Christopher J	30 GRSC	2:08.00
6 Ritter, Chris	30 UC37	2:08.30
7 Carpenter, Alex	34 1776	2:11.27
8 Strahota, Jeffrey R	34 TERR	2:14.64
9 Ito, Daisuke	34 CVMM	2:15.00
10 Malik, Michael J	33 PALM	2:18.24
11 Shaw, Chris	32 TERR	2:26.16
12 Ory, Jeb M	34 NCYM	2:27.50

35-39

1 Jent, Daniel E	37 ALEX	2:11.43
2 Albino, Jorge E	39 SYSM	2:14.00
3 Gallagher, Mark	38 1776	2:20.00
4 Jaskot, Brian R	36 ALEX	2:20.50
5 Kondratev, Juri P	36 VMS	2:22.00
6 Porco, Filippo M	37 NCMS	2:26.00
7 Vogel, Michel	38 SFTL	2:39.18
8 O'Dell, Richard S	37 MOVY	2:44.19

40-44

1 Hviid, Frederik C	40 GERM	2:03.89
2 Donahue, Patrick	41 UC10	2:14.56
3 Butcher, Rob	42 SYSM	2:15.00
4 Pardo, Robert R	41 SFTL	2:20.00
5 Lowengrub, Paul S	43 DCAC	2:20.15
6 Moore, Scott R	42 MOVY	2:21.70
7 Baldwin, Craig M	40 RMST	2:25.97
8 Bishop, Christopher R	42 BUMS	2:26.00
9 Henry, Mike	44 L4S	2:27.68
10 Henkel, Scott	40 BUMS	2:28.00
11 Main, Bryan A	41 GERM	2:31.50
12 Glass, Mark W	40 DAMM	3:00.00
13 Strozier, Matthew F	41 AGUA	3:02.79
14 Martz, Adam J	43 SFTL	3:16.62

45-49

1 Dickson, Kurt F	47 ARIZ	2:07.85
2 Rees, Greg	45 SVY	2:09.95
3 Garland, Robert	45 CMS	2:17.05
4 Cohen, Sandy	49 MOVY	2:17.19
5 Adams, William A	48 L4S	2:23.00
6 Lage, Terry L	46 SFTL	2:24.00
7 Mayall, Randy S	48 BUMS	2:24.19
8 Greenwood, Alan	48 UC10	2:24.81
9 Read, David M	46 SFTL	2:25.77
10 Mitchinson, Dean T	46 SYSM	2:27.35
11 Nix, Peter L	47 NNB	2:28.00
12 Coates, Ed M	48 TXLA	2:30.00
13 Markoff, Douglas A	49 GERM	2:32.50
14 Wunderlich, Karl E	49 GERM	2:45.16
15 Parker, John W	46 MVN	2:56.15

50-54

1 Stevenson, Chris L	50 VMST	2:04.50
2 Vazhenin, Igor V	50 AWJ	2:10.50
3 Newman, Steven M	52 SYSM	2:12.30
4 Yeomans, Scott	50 GSM	2:14.90

5 Malone, Kenneth G	50 MARY	2:17.19
6 Biles, James B	53 WMAC	2:21.25
7 Caudrillier, Francois J	52 BUMS	2:21.80
8 Schutzmeister, Scott	50 L4S	2:21.90
9 Calvert, Stan D	52 L4S	2:28.00
10 Sohlberg, Karl	50 UC08	2:28.99
11 Werlinich, Greg S	50 BDGR	2:29.44
12 Fenstermacher, Jim S	51 NCMS	2:29.60
13 Kolb, Karl A	53 NEM	2:32.00
14 Evans, Brian R	50 RMST	2:33.59
15 Sutter, John	51 CSMT	2:50.00

55-59

1 Stephenson, Dan	57 ROSE	2:06.91
2 Scott, Greg C	55 CMS	2:12.00
3 Strauss, Trip	56 ARKM	2:13.50
4 Calvert, Mark A	55 TMM	2:16.00
5 Brenner, Bill	56 SYSM	2:16.99
6 Jones, Judd	56 GAJA	2:22.67
7 Gibson, Christopher E	58 PAA	2:23.55
8 Munson, Fred R	56 SYSM	2:25.00
9 Wilson, Keith K	57 ANCM	2:30.00
10 Agathon, John C	55 WMST	2:30.00
11 Shake, Joe	56 UC55	2:33.23
12 Genz, Michael A	56 SDSM	2:33.50
13 Denes, Thomas A	57 ANCM	2:34.00
14 Fisher, Dennis E	55 CSMT	2:40.00
15 McCarthy, Patrick J	55 GAJA	2:40.50
16 Deppe, Tom W	56 VMST	2:42.50
17 Loman, Jeffrey P	57 ANCM	2:58.00
18 Moyer, Steven N	56 RMST	2:58.58
19 Nealis, James E	57 TERR	3:50.00

60-64

1 Groselle, Jack R	60 SYSM	2:10.00
2 Wood, Larry W	60 TXLA	2:19.00
3 Gustafson, Lee O	63 TPIT	2:19.66
4 Saint-Amour, Craig E	62 REDT	2:20.50
5 Thornton, James	62 1776	2:21.00
6 Gandee, Brad	60 GMUP	2:21.00
7 Modjeska, Mark E	61 ARIZ	2:22.77
8 Hughes, John S	61 CMS	2:23.40
9 Perout, Jeffrey J	61 SYSM	2:26.00
10 Stevens, Craig W	61 1776	2:27.28
11 Thompson, Frank L	63 MICH	2:30.00
12 Slugocki, Maciej Z	62 TAC	2:30.00
13 Ryan, James	62 GSM	2:37.73
14 Larson, Allen J	61 SFTL	2:40.36
15 Gambrel, Patrick A	60 NEM	2:42.68
16 Beuttenmuller, David J	64 WOW	2:44.00
17 Bennewitz, Kirk T	60 IM	2:45.00
18 TenHoor, Stuart J	60 COLU	2:45.01
19 Edgell, Don	62 L4S	2:48.53
20 James, Scott H	60 MMMS	2:50.00
21 Pot, Eugene T	64 BUMS	2:57.46
22 Nelson, Bill L	61 VMST	3:10.52

65-69

1 Gruber, Glenn A	65 VCM	2:23.10
2 Childs, Lee	66 GOLD	2:26.00
3 Bernard, Alan D	65 TAM	2:26.15
4 Couch, Bob E	67 SYSM	2:27.09
5 Glass, Ernie	65 NCMS	2:30.00

6 Pash, Gregory C	67 MICH	2:32.88
7 Warner, Frank	65 PSM	2:35.00
8 Kornblatt, Daniel S	65 BUMS	2:36.00
9 LeMaster, Stan	67 NTEX	2:41.27
10 Nickodem, Peter W	65 HLJ	2:41.66
11 Nielsen, Charles D	69 MINN	2:42.00
12 Amundsen, Joseph S	69 1776	2:45.00
13 Harmon, David C	65 ANCM	2:47.00
14 Salkind, Neil J	67 ARIZ	2:50.00
15 Bernstein, Rich	68 AGUA	2:54.00
16 Newkirk, Thomas R	66 GBM	3:02.71
17 Delair, Stan R	65 RAY	3:06.52
18 Snowwhite, Larry S	68 RMST	5:00.00

70-74

1 Quiggin, David	70 GOLD	2:26.20
2 Canales DE Mendoza, Joaqui	74 MEDI	2:42.00
3 Rolston, Howard	74 GOLD	2:50.69
4 Healy, Martin J	70 WM	2:57.46
5 Keane, Jim	70 1776	2:59.00
6 Lodwig, Keefe L	71 GOLD	3:00.00
7 Bell, John L	72 SDSM	3:01.48
8 Brundage, Warner F	71 VMST	3:06.35
9 Buchan, Douglas T	71 SFTL	3:08.34
10 Meintjies, Bruce E	73 FLA	3:12.58
11 Trevison, Rick	72 FACT	4:00.00
12 Shay, Barry P	74 DCM	4:04.63

75-79

1 Van Horn, William G	76 TOC	2:50.00
2 Hamada, Ahmed G	75 GOLD	2:54.00
3 Mennen, Marty A	78 INDY	2:55.00
4 Katz, Jerry A	76 GSM	3:10.00
5 Pinkerton, Rolffs S	75 NCMS	3:10.10
6 Bailie, Bob	79 WMST	3:11.24
7 Medici, John C	76 O*H*	3:22.40
8 Marando, Vincent L	76 MARY	4:00.00
9 Nobbe, Nick	76 RMST	4:00.00

80-84

1 Jones, Burwell	81 SYSM	2:55.00
2 Shechter, Stanley J	82 AGUA	3:10.10
3 Dobler, Wally E	80 GOLD	3:13.00
4 Chisholm, Dick	80 O*H*	3:53.11
5 Grohe, William E	81 USF	4:35.25
6 Rogers, Alfred J	81 GAJA	5:00.00

**2014 Marriott USMS Summer Nationals
Eppley Recreation Center Natatorium
Meet Program - Friday, August 15, 2014**

#17 Women 100 LC Meter Breaststroke

Lane	Name	Age Team	Seed Time
Heat 1 of 16 Finals			
3	Eisele, Barbara M	84 BMST	3:17.19
4	Varty, Eulah M	80 VIC	2:35.54
5	Waldbaum, Joan B	83 1776	3:07.70
6	Bohl, Nan	85 MOVY	2:08.03
Heat 2 of 16 Finals			
1	Reiner, Ruth J	76 MARY	3:57.13
2	Detrick, Johnnie	79 VMST	2:11.71
3	Leilich, Joann	75 WMST	1:42.00
4	Arnold, Patricia F	75 SMS	2:25.97
5	McKenney, Marilynn	67 FACT	2:13.98
6	Sutherland, Kate	66 PSM	2:30.00
7	Marens, Susan E	72 VMST	2:10.81
8	Martin, Judy	72 VMST	2:30.03
Heat 3 of 16 Finals			
1	Jorgensen, Christine	69 MARY	2:03.88
2	Walsh Beilman, Stephanie	65 1776	1:53.60
3	LeClercq, Toni M	66 PSM	1:45.62
4	Pettijohn, Margot K	68 ANCM	1:40.65
5	Hayes, Christie M	66 NEM	1:40.96
6	Williamson, Francine S	66 GAJA	1:45.66
7	Webb, Linda	69 SFTL	1:54.38
8	Panayotoff, Kristi M	66 MESC	2:06.43
Heat 4 of 16 Finals			
1	Matysek, Anna Lea	53 SYSM	2:15.00
2	Hurt, Liz	50 MEMO	1:46.28
3	Morton, Andrea N	52 WMST	1:41.45
4	Thomas, Ann B	54 SFTL	1:42.53
5	Wardley, Charmain E	50 RMST	2:00.00
6	Baldwin, Arthemise B	64 WOW	1:55.60
7	Myer, Cynthia J	61 IMSC	1:55.45
8	Swedler, Susan M	61 HFT	2:05.00
Heat 5 of 16 Finals			
1	Kirwan, Denise	62 L4S	1:50.00
2	Kohn, Catherine K	61 SLAM	1:45.00
3	Munger, Dot	63 1776	1:40.00
4	Maccurdy, Krissy	62 PCAT	1:32.98
5	Wolff, Melinda S	61 1776	1:34.46
6	Boslego, Barbara E	63 VMST	1:44.74
7	Merena, Elizabeth J	62 BCTM	1:48.23
8	Craffey, Joan P	61 UC06	1:53.00
Heat 6 of 16 Finals			
1	Blubaugh, Diane L	58 MARY	2:06.34
2	Baldwin, Patricia A	59 SKY	2:00.06
3	Brudvig, Deborah M	57 NCAP	1:59.82
4	Henley, Cynthia P	56 SFTL	1:48.06
5	Baumgarten, Elizabeth A	58 TRI3	1:50.06
6	Smath, Meg	58 SKY	2:00.00
7	Palfey, Janet R	55 L4S	2:01.55
8	Foley, Evelyn C	55 METR	2:25.10

Heat 7 of 16 Finals

1	Murray, Gail C	57 SKY	1:41.98
2	De Herder, Elizabeth F	56 PALM	1:36.02
3	Mann, Melinda J	58 WMAC	1:30.18
4	Cook, Jenny L	56 UC33	1:27.90
5	Estel, Beth A	58 NEM	1:28.00
6	Wenzel, Chris	55 SFTL	1:36.01
7	Alton, Dale M	57 GAJA	1:36.75
8	Clair, Kathleen S	56 1776	1:47.90

Heat 8 of 16 Finals

1	Deal, Elisabeth Elliott	50 ANCM	1:38.80
2	Kupan, Cheryl A	50 SPM	1:35.16
3	Miller, Caroline A	53 L4S	1:30.00
4	Witting, Susan M	50 SFTL	1:26.50
5	Frederic, Christine H	50 SMS	1:28.94
6	Groselle, Laura L	54 SYSM	1:33.00
7	Toner, Karlin	53 GMUP	1:38.52
8	Petersen, Stephanie O	52 SLAM	1:39.00

Heat 9 of 16 Finals

2	Shepard, Pamela T	49 PAFC	1:58.01
3	Greenfield Sheehee, Heather	48 RMST	1:41.50
4	Postma, Terri	45 GERM	1:37.48
5	May, Julie	47 SKY	1:40.65
6	Inverso, Kim M	49 1776	1:41.62
7	Greene, Dana M	45 NCMS	2:09.92

Heat 10 of 16 Finals

1	Wilson, Jamie W	48 PALM	1:36.53
2	Groves, Lisa J	49 RIPM	1:30.87
3	Vazquez, Maria E	49 GAJA	1:29.76
4	Willeboordse, Fall	48 NYAC	1:22.64
5	Ridge, Jennifer	46 IM	1:24.20
6	Ruppe, Mary D	45 RICE	1:30.00
7	Zien, Livia L	48 SPM	1:35.63
8	Noznesky, Denise L	48 GERM	1:37.00

Heat 11 of 16 Finals

1	Stolarz, Anna C	41 FBST	1:37.02
2	Walsh, Sheila A	44 DCAC	1:34.61
3	Day, Nadine K	44 INDY	1:25.50
4	Moore, Alison	44 VMST	1:35.48
5	Miller, Cristina	38 ANCM	2:38.19
6	Rosenblat, Daniela	39 SFTL	1:40.48
7	Kemp, Jessica	36 BGSC	1:50.00

Heat 12 of 16 Finals

1	Sullivan, Shannon D	38 NCYM	1:38.88
2	Simpson, Annemarie K	35 RAID	1:35.00
3	Yocum, Kari	37 PALM	1:30.36
4	Wagner, Allison M	37 NYAC	1:21.00
5	Gardner, Anna	37 ACM	1:22.90
6	Li, Beverly	35 L4S	1:32.81
7	Glasgow, Ginny Ann	35 POWM	1:38.32
8	Chaves-Fonnegra, Andia	35 SFTL	1:40.46

Heat 13 of 16 Finals

2	Osborn, Anne E	29 UC08	1:48.32
3	Yager, Laura L	29 WOW	1:40.71
4	Paulsen, Anna	28 MACM	1:35.02
5	Van Arkel, Brittany A	27 ARMS	1:38.97
6	Thornton, Katherine C	29 NCYM	1:43.46
7	Hawley, Katherine G	34 L4S	2:30.00

Heat 14 of 16 Finals

1	Mockler, Shannon M	30 NAMI	1:45.00
2	Stutz, Kathleen J	32 SFTL	1:42.19
3	Russo, Claire C	31 VMST	1:23.44
4	Carlson, Megan M	30 INDY	1:15.63
5	Chance, Danielle R	33 BLU	1:20.21
6	Lastfogel, Laura L	32 SFTL	1:27.20
7	Gollhofer, Meghan	30 UC10	1:45.00
8	Barthold, Faye	30 ANCM	1:46.50

Heat 15 of 16 Finals

1	Plimpton, Hannah	29 1776	1:31.50
2	Retotar, Allison	27 GSC	1:25.21
3	Letendre, Denise M	26 VMST	1:21.50
4	Dinkel, Paloma	26 PSM	1:15.25
5	Dorante, Ewa M	25 SFTL	1:20.00
6	Fuchs, Lauren	27 L4S	1:22.37
7	O'Brien, Megan A	25 WMAC	1:30.00
8	Colella, Mariel	29 FINS	1:35.00

Heat 16 of 16 Finals

3	Sippel, Ashley	24 GERM	1:28.23
4	Queen, Alison	20 GMUP	1:22.00
5	Oxley, Morgan G	23 1776	1:28.00
6	Gallarday, Stephanie	20 WOW	1:33.00

#18 Men 100 LC Meter Breaststroke

Lane	Name	Age Team	Seed Time
Heat 1 of 19 Finals			
3	Dixon, Richard B	81 GAJA	2:40.96
4	Lyons, Thomas F	81 VMST	2:18.50
5	Barrett, Steve	81 NCMS	2:20.07
6	Woods, Albert H	85 GAJA	2:03.07
Heat 2 of 19 Finals			
2	Greger, Ronald E	70 GERM	1:52.00
3	Reid, Walt	74 PSM	1:51.00
4	Frogley, Chris S	71 VMST	1:51.80
5	Diamond, Louis H	75 ANCM	1:44.38
6	Medici, John C	76 O*H*	1:38.80
7	Wiedemann, Karl E	76 GOLD	1:41.09
Heat 3 of 19 Finals			
1	Gaulrapp, Edward H	72 VMST	1:49.63
2	Keane, Jim	70 1776	1:46.00
3	Gernstein, Terry M	72 VMST	1:42.50
4	Cole, Henry E	70 COLU	1:31.50
5	Boak, Thomas D	71 WMST	1:33.50
6	Fuenmayor, Jose	70 UC15	1:45.59
7	Pohlmann, John T	71 SLAM	1:46.84
8	Trimble, Gary	72 MARY	1:49.78
Heat 4 of 19 Finals			
2	Salcetti, Charlie A	59 UC10	1:35.00
3	Timonin, Iurii	57 TERR	1:31.00
4	Romo, Robert A	56 VMST	1:33.81
5	Brown, Michael R	68 MARY	1:44.93
6	Reid, Joe	66 ARIZ	1:39.82
7	Zeigler, John V	69 GAJA	1:41.90

**2014 Marriott USMS Summer Nationals
Eppley Recreation Center Natatorium
Meet Program - Friday, August 15, 2014**

Heat 5 (#18 Men 100 LC Meter Breaststroke)

1	Husson, Bob	69 HFT	1:37.00
2	Rollins, Bruce W	65 WMST	1:34.02
3	Kerns, Hubie	65 VCM	1:22.08
4	Stark, Allen L	65 OREG	1:18.50
5	Springer, Douglas A	68 ARIZ	1:21.00
6	Campbell, Michael T	65 TPIT	1:33.00
7	Nelson, Robert H	67 NEM	1:36.86
8	Campbell, John F	67 MVN	1:38.00

Heat 6 of 19 Finals

1	Husson, Timothy R	60 HFT	1:58.05
2	Muthler, Stephen K	63 TPIT	1:36.00
3	Saint-Amour, Craig E	62 REDT	1:30.00
4	Bohan, Richard P	63 BERK	1:27.45
5	Hoffman, Charles L	64 TERR	1:29.50
6	Pierson, Dave	62 MOCY	1:32.96
7	Stanza, Mark W	62 CSPM	1:45.00
8	Boyle, Michael F	63 RMST	2:02.25

Heat 7 of 19 Finals

1	Dougherty, Stephen P	63 1776	1:25.00
2	Gilchrist, Donald B	60 NCMS	1:22.00
3	Groselle, Jack R	60 SYSM	1:16.78
4	Colella, Rick	63 PSM	1:13.38
5	Ellicott, Stuart W	62 NHS	1:16.00
6	Vestal, Neal L	60 NCMS	1:19.19
7	Abbate, Gary A	60 TPIT	1:24.99
8	Baker, John B	63 PSM	1:25.96

Heat 8 of 19 Finals

1	Adcock, Richard P	59 PSM	1:30.78
2	Clark, David L	57 WMAC	1:26.65
3	Oxley, Gregory L	56 1776	1:23.50
4	Tuchler, David	56 IM	1:21.00
5	Matysek, Jim	55 SYSM	1:23.15
6	Louie, Jamie	57 CMS	1:25.27
7	Pinto, Harlan A	57 MELO	1:27.35
8	Dondi, Beda C	59 SFTL	1:31.00

Heat 9 of 19 Finals

1	Sherman, Bill	56 MOVY	1:19.20
2	Brenner, Bill	56 SYSM	1:18.26
3	Neville, Richard	58 FAST	1:17.61
4	Scott, Greg C	55 CMS	1:15.00
5	Holland, David A	56 WMAC	1:17.10
6	WuShanley, Ying	56 UC08	1:18.00
7	Casciato, Michael G	55 1776	1:19.00
8	Holmberg, Tom	56 IM	1:20.84

Heat 10 of 19 Finals

1	Fry, Alfred A	46 UC08	2:30.00
2	Ellis, Andrew F	46 TERR	1:26.00
3	Cohen, Sandy	49 MOVY	1:23.99
4	Lage, Terry L	46 SFTL	1:24.00
5	Purcell, Frank J	48 MACH	1:45.00
6	Convis, Bradley A	52 WAVA	1:27.15
7	Sebring, Patrick J	52 MARY	1:26.00
8	Martin, Michael P	54 UC08	1:35.58

Heat 11 of 19 Finals

1	Kress, Jay T	51 L4S	1:24.00
2	Hendrickson, John J	54 NYAC	1:23.00
3	Hellmann, Ralph P	53 SYSM	1:22.00
4	Thompson, Anthony G	50 MOVY	1:21.53
5	Meier, Eric	50 MELO	1:21.59
6	DuBay, John	50 UC18	1:22.52
7	Harris, Mark E	52 ALEX	1:23.00
8	Grecco, Paul A	53 GMUP	1:24.53

Heat 12 of 19 Finals

1	Osborn, Jeffrey L	53 UC10	1:20.50
2	Lee, Howard	50 STAN	1:19.98
3	Phillips, Daniel L	51 PSM	1:16.00
4	Guthrie, David M	54 RICE	1:07.16
5	Mercer, Rich	51 BLU	1:13.09
6	Vargas, Daniel	54 ARIZ	1:18.96
7	Aubrey, Michael	53 SFTL	1:20.00
8	Donatelli, Alan	51 SVY	1:21.32

Heat 13 of 19 Finals

1	Esko, Kevin L	48 PSM	1:18.43
2	Holland, Dave	47 VMST	1:17.69
3	Lee, Michael P	47 MARY	1:15.00
4	Korenak, Andrew J	49 OMAH	1:14.00
5	Fiser, Graeme A	48 SFTL	1:14.21
6	Williams, Neill	46 DCAC	1:15.25
7	Hazard, Michael J	45 DAMD	1:18.00
8	Cockrell, Charles E	46 VMST	1:21.69

Heat 14 of 19 Finals

3	Palace, Mark	41 SYSM	1:22.49
4	Moore, Scott R	42 MOVY	1:29.64
5	Cleary, Kevin H	31 OREG	1:24.56
6	Levendoski, Matthew G	28 AAA	1:21.80

Heat 15 of 19 Finals

1	Hicks, Stephen C	42 CMYM	1:21.57
2	Doane, Michael P	44 TERR	1:18.22
3	Huggins, Dale R	42 TXLA	1:15.08
4	Gregor, Petr	41 SWPP	1:08.00
5	Bagri, Val	40 RYL	1:08.38
6	Goodison, Michael R	42 TERR	1:17.88
7	Irons, Nicholas T	42 GERM	1:20.84
8	Baldwin, Craig M	40 RMST	1:22.27

Heat 16 of 19 Finals

1	Porco, Filippo M	37 NCMS	1:35.00
2	Talkington, Alan M	38 TXLA	1:23.00
3	Nguyen, Son	35 MESC	1:19.59
4	Holden, Blake A	38 TERR	1:06.29
5	Werner, David F	36 BUMS	1:14.61
6	Park, Albert	36 CMYM	1:22.97
7	Richard, Jean-Philippe	38 DCAC	1:26.98
8	Davis, Cory M	34 RMST	1:23.50

Heat 17 of 19 Finals

1	Smith, Brent S	32 WH20	1:17.21
2	Kendig, Jamie M	34 SYSM	1:15.19
3	Vera, Arturo R	31 NAMI	1:12.11
4	Montgomery, David F	30 UC08	1:07.49
5	Deery, Kyle B	30 SYSM	1:08.01
6	Williams, Stuart J	34 GMUP	1:14.99
7	Keyes, Brett R	31 UC10	1:17.04
8	Strahota, Jeffrey R	34 TERR	1:19.76

Heat 18 of 19 Finals

1	Schapiro, Adam P	28 SWOM	1:18.35
2	Jerden, Alex D	27 DOC	1:13.92
3	Conroy, Chris	29 PSM	1:11.45
4	Yung, Cejih J	29 TERR	1:07.42
5	Mistry, Cy	25 WMAC	1:08.00
6	Garner, Sam A	29 L4S	1:13.55
7	Phillips, Michael A	28 TPIT	1:16.51
8	Summers, Dan	28 ARMS	1:20.00

Heat 19 of 19 Finals

1	Frederick, Aaron D	21 ARMS	1:22.90
2	Judd, Eric A	22 WVW	1:19.59
3	Whinnery, Typ	23 UC27	1:11.04
4	Kertesz, Kristof	21 SFTL	1:09.77
5	Bower, Daniel J	24 UC08	1:10.04
6	Garcia, Mike	22 LIEM	1:13.00
7	Amodio, Lucas A	22 DCAC	1:21.54

Day 4 – Saturday, August 16

Warm-up

6:00 a.m.-7:50 a.m.

Check-in Deadline for Day 4

The following are positive check-in events. Check-in may be done in person at the registration area or online at usms.org.

Sat., August 16	200 backstroke	7:00 a.m.
	400 freestyle	10:00 a.m.

PLEASE NOTE:

If you do not check in by the deadline, you will not be seeded; there are no exceptions.

Meet Start Time

8:00 a.m.

Women	Event	Men
21	100 butterfly	22
23	50 freestyle	24
25	200 backstroke	26
27	mixed 200 freestyle relay	
29	mixed 200 medley relay	
31	400 freestyle	32

Entry Deadline for Day 5 (Sunday) Relays

Relays must be turned in at the relay desk.

Sat., August 16	women's 200 medley relay men's 200 medley relay	3:00 p.m.
-----------------	--	-----------

2014 Marriott USMS Summer Nationals
Eppley Recreation Center Natatorium
Meet Program - Saturday, August 16, 2014

#21 Women 100 LC Meter Butterfly

Lane	Name	Age	Team	Seed Time
Heat 1 of 11 Finals				
3	Eisele, Barbara M	84	BMST	3:24.50
4	Coleman, Jill	84	MARY	2:25.80
5	Varty, Eulah M	80	VIC	2:52.41
Heat 2 of 11 Finals				
1	Grady, Marci A	56	SFTL	2:03.90
2	Belva, Carol W	59	BUMS	1:42.00
3	Braaten, Kitten	59	VMST	1:42.93
4	Panayotoff, Kristi M	66	MESC	2:02.11
5	LeClercq, Toni M	66	PSM	1:38.26
6	Pettijohn, Margot K	68	ANCM	1:38.65
7	Henderson, Martha J	78	FACT	2:32.91
8	Hlavacek, Ida M	72	VMST	2:07.59
Heat 3 of 11 Finals				
1	Fitzpatrick, Judith A	60	L4S	2:00.00
2	Guthrie, Sally K	64	MICH	1:40.00
3	Gault, Terry Sue M	64	VMST	1:35.01
4	Maccurdy, Krissy	62	PCAT	1:25.00
5	Cole, Janie	61	PCAT	1:32.02
6	Amick, Beverly O	60	NCMS	1:39.00
7	Wilks, Brenda L	60	L4S	1:47.44
8	Maxbauer, Christine A	61	MICH	2:45.00
Heat 4 of 11 Finals				
1	Neville, Cathy V	57	SDSM	1:27.99
2	Moritz, Sharon E	55	UC21	1:27.05
3	Mann, Melinda J	58	WMAC	1:20.31
4	Lappin, Jeanne L	59	GERM	1:19.26
5	Hibben, Veronica	58	UCLA	1:19.28
6	Hogan, Elizabeth	58	AAA	1:22.43
7	Keisling, Christine M	58	SVY	1:27.69
8	Hilpert, Bess	59	TXLA	1:29.66
Heat 5 of 11 Finals				
1	Kavanagh, Suzanne	52	NEM	1:33.33
2	Van Horn Pate, Val R	52	VMST	1:23.98
3	Ditzler, Kristy	50	TXLA	1:17.96
4	Schickore, Jutta	50	DOC	1:15.61
5	Frederic, Christine H	50	SMS	1:17.07
6	Kupan, Cheryl A	50	SPM	1:22.00
7	Burke, Barbara B	53	1776	1:25.03
8	Page, Dana	53	DCRP	1:42.00
Heat 6 of 11 Finals				
1	Leh, Tracey J	49	GAJA	1:43.70
2	Gregory, Barbie J	46	POWM	1:25.00
3	Nix, Pamela J	47	NNB	1:12.00
4	Willeboordse, Fall	48	NYAC	1:09.52
5	Ridge, Jennifer	46	IM	1:11.37
6	Viteri, Cynthia M	46	WOW	1:13.80
7	Zien, Livia L	48	SPM	1:30.11
Heat 7 of 11 Finals				
1	Sega, Ally	41	CONN	1:46.68
2	Jenkins, Alison	41	NAMI	1:28.50
3	Conze, Margaret G	43	L4S	1:13.00
4	Day, Nadine K	44	INDY	1:09.45
5	Davidson, Michelle L	44	GSM	1:17.79
6	Peroni, Diana H	42	NUTS	1:32.00
7	Scott, Celia L	31	NITR	1:30.00

Heat 8 of 11 Finals

1	Li, Beverly	35	L4S	1:33.50
2	Fitzgerald, Lauren E	38	L4S	1:24.70
3	Lawrie, Dawn J	39	COLU	1:20.19
4	Moro, Erin C	36	PALM	1:12.52
5	Szekeress, Naomi O	36	SFTL	1:16.65
6	Poreda, Jacqueline H	35	UC10	1:21.00
7	Atkinson, Karen E	39	NEM	1:33.25
8	Harrington, Lauren B	27	UC09	1:18.77

Heat 9 of 11 Finals

1	Marks, Cynthia F	34	L4S	1:26.00
2	Van Horn, Alaina L	33	L4S	1:19.55
3	Gunder, Jessica R	32	L4S	1:16.42
4	McIntyre, Erin	33	L4S	1:12.46
5	Carlson, Megan M	30	INDY	1:14.36
6	Kendig, Alicia M	32	SYSM	1:17.10
7	Batko, Samantha	32	TRI3	1:24.06
8	Ji, Victoria	33	L4S	1:28.10

Heat 10 of 11 Finals

1	Fuchs, Lauren	27	L4S	1:15.79
2	Mann, Kristen M	28	UC10	1:15.28
3	Milner, Kristin E	29	VMST	1:12.10
4	Dinkel, Paloma	26	PSM	1:06.29
5	Smith, LaJoya B	26	UC13	1:08.19
6	Bentley, Margaret L	27	L4S	1:13.21
7	Guers, Lindsay	26	L4S	1:15.75
8	Miesfeld, Noelle	26	L4S	1:16.89

Heat 11 of 11 Finals

1	Moore, Colleen	23	ARMS	1:20.00
2	Anderson, Abigail L	24	MTSC	1:09.30
3	Howanitz, Jace C	24	RMST	1:07.00
4	Dickson, Brenna S	19	ARIZ	1:06.22
5	King, Jordan G	24	PSM	1:06.90
6	Shockey, Kayla	20	UC18	1:07.99
7	McDevitt, Eliza J	24	L4S	1:12.23

#22 Men 100 LC Meter Butterfly

Lane	Name	Age	Team	Seed Time
Heat 1 of 17 Finals				
3	Goldstein, Mel E	76	INDY	1:51.00
4	Dobler, Wally E	80	GOLD	1:55.00
5	Rogers, Alfred J	81	GAJA	3:22.00
Heat 2 of 17 Finals				
1	Larson, Allen J	61	SFTL	1:35.73
2	Millholland, Carl	62	WMAC	1:29.00
3	Burley, Nick E	60	MARY	1:25.00
4	Wright, Robert E	60	DOC	1:22.41
5	Downey, Andy	64	WOW	1:26.00
6	Edgell, Don	62	L4S	1:31.00
Heat 3 of 17 Finals				
1	Zamon, Frederick J	72	GMUP	2:00.37
2	Davey, Michael D	70	ALEX	1:50.57
3	Gaulrapp, Edward H	72	VMST	1:46.31
4	Claret, Josep	70	NAGI	1:13.46
5	Richardson, Walter P	71	MOVY	1:26.95
6	Winokur, Eliot	70	GOLD	1:50.00
7	Smith, Brent	74	HUNT	1:52.48
8	Hale, Art	72	MVN	3:26.16

Heat 4 of 17 Finals

1	Zeigler, John V	69	GAJA	1:40.17
2	Willis, Gregory B	66	LAPS	1:27.62
3	Pash, Gregory C	67	MICH	1:20.89
4	Kerns, Hubie	65	VCM	1:15.15
5	Bernard, Alan D	65	TAM	1:19.17
6	Nielsen, Charles D	69	MINN	1:24.00
7	Kolonowski, Bob	66	AGUA	1:28.57
8	Paulson, Laurence W	65	RMST	1:43.78

Heat 5 of 17 Finals

1	Jones, Robert B	63	1776	1:16.89
2	Thornton, James	62	1776	1:14.00
3	Saint-Amour, Craig E	62	REDT	1:08.50
4	Groselle, Jack R	60	SYSM	1:07.00
5	Graham, Donald	60	PSM	1:08.45
6	Gilchrist, Donald B	60	NCMS	1:10.00
7	Berke, Chuck W	63	TERR	1:16.31
8	Henry, Robert M	61	UC07	1:20.00

Heat 6 of 17 Finals

2	Wright, Stephen S	56	TXLA	1:36.04
3	Baca, Kurt A	59	UC10	1:18.50
4	McGough, Tim	57	MERR	1:15.00
5	Dondi, Beda C	59	SFTL	1:16.00
6	Nitkiewicz, Alexander M	57	UC10	1:18.50

Heat 7 of 17 Finals

1	Ellis, Joel	56	CARL	1:13.93
2	Archer, Branch T	55	UC26	1:09.59
3	Vandam, David K	59	TXLA	1:08.77
4	Sauer, Jim	57	TXLA	1:03.38
5	Kone, Bruce C	56	RICE	1:05.90
6	Scott, Greg C	55	CMS	1:08.88
7	Cheney, David W	56	ANCM	1:10.00
8	Fisher, Dennis E	55	CSMT	1:14.50

Heat 8 of 17 Finals

1	Kern, Paul E	46	NCMS	1:29.28
2	Sax, William C	45	GMUP	1:11.98
3	Garland, Robert	45	CMS	1:11.50
4	Read, David M	46	SFTL	1:11.77
5	Coates, Ed M	48	TXLA	1:18.57
6	Strozier, Matthew F	41	AGUA	1:35.00
7	DiBenedetto, Robert J	51	GYMS	1:18.60

Heat 9 of 17 Finals

1	Cairns, Bruce A	51	NCMS	1:14.33
2	Aubrey, Michael	53	SFTL	1:13.00
3	McGuire, James W	50	SVY	1:10.50
4	Battle, Glenn H	53	L4S	1:09.00
5	Wasko, Frank A	54	NOVA	1:09.76
6	Kovalovsky, Kelly J	53	BUMS	1:12.89
7	Vargas, Daniel	54	ARIZ	1:13.01
8	Young, Robert A	50	IM	1:14.99

Heat 10 of 17 Finals

1	Schutzmeister, Scott	50	L4S	1:06.90
2	Malone, Kenneth G	50	MARY	1:06.32
3	Bitzenhofer, Mike A	50	NCMS	1:03.88
4	Stevenson, Chris L	50	VMST	1:00.67
5	Rasmussen, Anders M	51	TXLA	1:02.99
6	Vazhenin, Igor V	50	AWJ	1:04.50
7	Phillips, Daniel L	51	PSM	1:06.50
8	Sebring, Patrick J	52	MARY	1:09.00

2014 Marriott USMS Summer Nationals
Eppley Recreation Center Natatorium
Meet Program - Saturday, August 16, 2014

Heat 11 (#22 Men 100 LC Meter Butterfly)

1	Esko, Kevin L	48 PSM	1:06.89
2	Holland, Dave	47 VMST	1:04.94
3	Kroupa, Andy S	45 BLU	1:04.33
4	Roddin, Jeffrey H	45 ANCM	1:01.06
5	Hiltabiddle, Steve	48 1776	1:03.00
6	Rees, Greg	45 SVY	1:04.81
7	Williams, Neill	46 DCAC	1:05.99
8	Ellis, Andrew F	46 TERR	1:10.00

Heat 12 of 17 Finals

1	Tomson, Farol L	43 GERM	1:17.19
2	Baldwin, Craig M	40 RMST	1:12.70
3	Hynes, Brodie	40 BLU	1:07.36
4	Gregor, Petr	41 SWPP	59.75
5	Doane, Michael P	44 TERR	1:05.36
6	Slamon, Nicholas B	42 UC08	1:09.00
7	Courtney, Chris	42 ARIZ	1:16.00
8	Glass, Mark W	40 DAMM	1:30.00

Heat 13 of 17 Finals

2	Nguyen, Son	35 MESC	1:14.59
3	Weber, Matthew J	35 DAS	1:09.05
4	Werner, David F	36 BUMS	1:06.42
5	Titoura, Andrei	38 COLU	1:07.00
6	Casp, Justin	38 ANCM	1:14.30

Heat 14 of 17 Finals

2	Lipin, Ilya A	33 FINS	1:09.32
2	Powers, Kevin M	34 UC10	1:08.50
4	Batchelder, John R	33 CMS	1:07.26
5	Strahota, Jeffrey R	34 TERR	1:07.68
6	Cleary, Kevin H	31 OREG	1:08.86

Heat 15 of 17 Finals

1	Carpenter, Alex	34 1776	1:06.97
2	Kendig, Jamie M	34 SYSM	1:03.69
3	Helfers, Edward D	32 UC10	1:01.56
4	Townsend, Darian R	30 ARIZ	53.22
5	McAteer, Brian	30 L4S	1:00.00
6	Williams, Stuart J	34 GMUP	1:02.99
7	Johansen, Christopher J	30 GRSC	1:06.00
8	Limouze, Thomas C	30 FINS	1:07.05

Heat 16 of 17 Finals

2	Summers, Dan	28 ARMS	1:10.00
3	Garner, Sam A	29 L4S	1:02.55
4	Hogan, John	26 VMST	1:01.07
5	Guiffre, John	25 ARMS	1:02.00
6	Moritz, Nathan B	25 UC21	1:02.59
7	Phillips, Michael A	28 TPIT	1:10.05

Heat 17 of 17 Finals

2	Avery, Benjamin O	22 L4S	1:08.16
3	Bandy, Kyle M	23 UC10	1:05.49
4	Rutkin, Lance J	20 SFTL	1:00.00
5	Josephson, Wilson I	20 UC02	1:00.36
6	Garcia, Mike	22 LIEM	1:08.00
7	Frederick, Aaron D	21 ARMS	1:12.00

#23 Women 50 LC Meter Freestyle

Lane	Name	Age	Team	Seed	Time
------	------	-----	------	------	------

Heat 1 of 25 Finals

3	Dunivin, Anne A	98 GAJA	2:01.67
4	Dallam, Ann Shenck	84 SDSM	1:00.30
5	Waldbaum, Joan B	83 1776	1:09.94

Heat 2 of 25 Finals

1	Reiner, Ruth J	76 MARY	1:28.36
2	Brown, Nancy	78 MARY	50.50
3	Detrick, Johnnie	79 VMST	38.06
4	Walker, Laura S	77 VMST	44.34
5	Tucker, Betty Lou	77 GOLD	1:02.19
8	Bohl, Nan	85 MOVY	46.40

Heat 3 of 25 Finals

1	Fisken, Kathleen C	72 ANCM	51.92
2	Manheim, Lucy M	72 RMST	46.50
3	Bricken, Susan W	71 CMAS	40.79
4	Schreiner, Beth	73 VMST	36.63
5	Ridout, Nancy J	72 TAM	37.56
6	Proebsting, Arlene	71 GERM	45.56
7	Sumner, Jean	72 CMAS	48.18

Heat 4 of 25 Finals

1	Preller, Joan K	66 GSMS	50.30
2	Quintero, Myriam	65 SFTL	38.00
3	LeClercq, Toni M	66 PSM	34.82
4	Uustal, Diann B	68 NEM	33.46
5	Williamson, Francine S	66 GAJA	34.66
6	Hayes, Christie M	66 NEM	35.78
7	Lewis, Jean O	65 UC06	41.59
8	Brand, Barbara	65 YWMA	58.00

Heat 5 of 25 Finals

1	Foley, Evelyn C	55 METR	55.30
2	Hood, Patricia B	59 1776	44.33
3	Bruner, Cheryl L	55 L4S	41.04
4	Henley, Cynthia P	56 SFTL	40.79
5	Pitts, Vivian L	59 DCAC	43.00
6	Postallian, Marcia A	58 DRMS	50.00
7	Honberg, Lynda E	62 ANCM	47.05
8	Mitchell, Anita M	64 SFTL	55.00

Heat 6 of 25 Finals

1	Dew, Rosemary N	64 MARY	39.00
2	Wagner, Cheryl A	62 TERR	38.00
3	Talbot, Teresa	64 FINS	37.45
4	Merena, Elizabeth J	62 BCTM	35.30
5	Kirwan, Denise	62 L4S	36.78
6	Lim-Sharpe, Judy	63 ANCM	37.50
7	Fitzpatrick, Judith A	60 L4S	38.00
8	Berk, Sherie	61 SFTL	41.56

Heat 7 of 25 Finals

1	Guins, Ann H	61 SYSM	34.16
2	Munger, Dot	63 1776	33.00
3	Cole, Janie	61 PCAT	31.28
4	Morrison, Lynn	60 PCAT	30.51
5	Hirsty, Jacki	62 NEM	31.00
6	McKelvey, Christina J	61 PCAT	33.00
7	Wolff, Melinda S	61 1776	33.48
8	Protzman, Barbara	60 GOLD	34.33

Heat 8 of 25 Finals

1	Figsenshu, Susan E	59 1776	38.56
2	Travers, Allison S	55 MARY	36.00
3	Carpenter, Kelley C	57 SYSM	34.36
4	De Herder, Elizabeth F	56 PALM	34.27
5	Moritz, Sharon E	55 UC21	34.31
6	Wymelenberg, Lynn A	59 RMST	36.00
7	DiBlasi, Julie A	55 MARY	37.40
8	Ilg, Anna E	59 RMST	40.66

Heat 9 of 25 Finals

1	Estel, Beth A	58 NEM	33.50
2	Hilpert, Bess	59 TXLA	32.41
3	Early, Marilyn E	57 MICH	32.00
4	Hibben, Veronica	58 UCLA	29.55
5	Wenzel, Chris	55 SFTL	31.59
6	Mann, Melinda J	58 WMAC	32.17
7	Grilli, Tracy L	57 NEM	32.55
8	Pennington, Catherine M	56 L4S	33.50

Heat 10 of 25 Finals

1	Dasso, Mary C	52 L4S	50.00
2	Irawan, Yuni	51 NITR	41.16
3	Witt, Cherie A	50 CPYM	37.38
4	Winans, Colleen P	53 MARY	36.00
5	Tenpas, Katie D	51 UC10	37.00
6	Miller, Carol L	54 YWMA	39.00
7	Mazyck, Carla D	54 MARY	45.33

Heat 11 of 25 Finals

1	Becker, Marlene	50 L4S	35.02
2	Toner, Karlin	53 GMUP	34.28
3	Morton, Andrea N	52 WMST	34.00
4	Jaeger, Debbie K	52 VMST	33.51
5	Kavanagh, Suzanne	52 NEM	33.80
6	Miller, Patricia M	53 VMST	34.22
7	Shycoff, Barbara	54 DCRP	34.79
8	Chin, Jian	50 FGM	35.98

Heat 12 of 25 Finals

1	Considine-Miller, Ellen A	51 WMST	32.75
2	Groselle, Laura L	54 SYSM	32.00
3	Thomas, Ann B	54 SFTL	31.49
4	Miller, Caroline A	53 L4S	30.00
5	Ditzler, Kristy	50 TXLA	30.47
6	Johnson, Mindy	51 RMST	31.50
7	Gallagher, Kathy	50 ARIZ	32.06
8	Petersen, Stephanie O	52 SLAM	33.00

Heat 13 of 25 Finals

1	Cruz, Jorgeann R	47 METR	1:00.00
2	Schumacher, Susan M	48 1776	42.55
3	Greene, Dana M	45 NCMS	41.45
4	Weigel, Emily K	49 ANCM	43.50
5	Corley, Marie	37 TERR	47.00
6	Bacon, Katie L	36 MARY	50.00
7	Richardson, Billie C	43 MTMS	43.96
8	Morris, Jennifer M	42 FBST	45.00

**2014 Marriott USMS Summer Nationals
Eppley Recreation Center Natatorium
Meet Program - Saturday, August 16, 2014**

Heat 14 (#23 Women 50 LC Meter Freestyle)

1	Pavlech, Lauren	48 UC17	39.98
2	Ekstrom, Gretchen F	48 TERR	35.00
3	Roberts, Renee J	49 L4S	34.48
4	Anbar, Christie M	46 CONN	33.15
5	Moffett, Erica L	45 SFTL	33.40
6	Inverso, Kim M	49 1776	34.56
7	Dalbec, Maureen C	48 NAMI	39.39
8	Johnson, Susanne	45 MARY	40.00

Heat 15 of 25 Finals

1	Wynns, Kelly	48 WMAC	32.60
2	Wilson, Jamie W	48 PALM	31.85
3	Wolff, Celia	48 NCMS	30.56
4	Willeboordse, Fall	48 NYAC	27.72
5	Rapuano, Lisa O	48 NBAC	29.55
6	Williams, Susan O	48 NCAP	30.74
7	Phillips, Alice W	49 POWM	32.50
8	Teixeira, Mariane C	49 GAJA	32.88

Heat 16 of 25 Finals

1	Sega, Ally	41 CONN	38.87
2	Smith, Maureen	44 SFTL	35.77
3	Jenkins, Alison	41 NAMI	33.82
4	Graylin, Chelsea A	44 CMS	33.20
5	Stolarz, Anna C	41 FBST	33.58
6	Hess, Brooke S	42 YWMA	35.44
7	Walters, Suzanne J	44 NAMI	36.61
8	McVeigh, Jennifer J	42 GERM	42.65

Heat 17 of 25 Finals

1	Jones, Leslie L	41 RMST	32.57
2	Marvin, Linda L	41 INDY	32.05
3	Goldberg, Stephanie	42 COLU	31.00
4	Conze, Margaret G	43 L4S	29.00
5	Petyk, Jennifer R	43 PTMS	30.56
6	Saribalas, Amy M	42 NAM	31.60
7	Kyff, Jennifer J	41 METR	32.16
8	Bishop, Laura J	42 BUMS	33.00

Heat 18 of 25 Finals

1	Rebert, Mindy J	36 HAYS	32.75
2	Lawrie, Dawn J	39 COLU	31.99
3	Smith, Rebecca L	37 BUMS	29.58
4	Chatzigeorgiou, Georgia	38 TNYA	28.30
5	Szekeress, Naomi O	36 SFTL	29.56
6	Thornton, Laura L	35 UC10	31.40
7	Joslin, Danielle	36 POWM	32.04
8	Teran-Santos, Patricia	36 METR	44.00

Heat 19 of 25 Finals

1	Willard, Kristen	32 L4S	58.00
2	Gardner, Meghan L	31 FINS	41.48
3	Hawley, Katherine G	34 L4S	40.00
4	Macary, Michele L	30 RMST	37.05
5	Simon, Rebecca J	34 DCRP	38.00
6	Maddux, Kathryn	33 TERR	40.00
7	Duquette, Michelle K	32 L4S	45.00

Heat 20 of 25 Finals

1	Mathey, Alison E	30 ARMS	32.70
2	Gauzens, Stephanie	30 ALEX	32.00
3	Spreng, Allison L	30 1776	31.32
4	Di Silvio, Francesca E	33 DCRP	30.90
5	Austin, Kelli L	34 DCRP	31.06
6	Nicora, Julie	34 MERR	31.50
7	Lewis, Allison D	31 PCST	32.18
8	Crumpler, Jane K	33 DCLV	32.75

Heat 21 of 25 Finals

1	Trocchio, Lauren L	34 L4S	30.50
2	Strobl, Lori C	34 POWM	29.75
3	Chance, Danielle R	33 BLU	28.87
4	Vorrasi, Catherine M	31 ARIZ	28.43
5	Grover, Mollie K	33 TERR	28.69
6	McIntyre, Erin	33 L4S	29.09
7	Sattgast, Anne L	34 L4S	29.82
8	Lastfogel, Laura L	32 SFTL	30.71

Heat 22 of 25 Finals

1	Shank, Lauren E	27 VMST	35.00
3	Mann, Kristen M	28 UC10	33.09
4	Harrington, Lauren B	27 UC09	32.77
5	Paulsen, Anna	28 MACM	33.00
6	Colella, Mariel	29 FINS	35.00
7	Mathews, Erin	29 MARY	35.18

Heat 23 of 25 Finals

1	Palmer, Rosalie C	26 NITR	32.41
2	O'Brien, Megan A	25 WMAC	32.00
3	Blaha, Karen A	28 UC12	31.00
4	Alexander, Allison K	26 DCRP	31.00
5	Miller, Ashley N	25 GERM	31.00
6	Saint-Amour, Roberta C	29 REDT	31.50
7	Dickson, Kelsey A	25 ARIZ	32.40
8	Murphy, Siobhan C	28 SFTL	32.50

Heat 24 of 25 Finals

1	Knox, Megan J	25 L4S	30.50
2	Cattoni, Sari L	28 POWM	30.02
3	Fraleigh, Lauren	27 L4S	29.99
4	Dinkel, Paloma	26 PSM	28.05
5	Novotny, Deidre D	26 SFTL	29.37
6	Dorante, Ewa M	25 SFTL	30.00
7	Bentley, Margaret L	27 L4S	30.06
8	Guers, Lindsay	26 L4S	30.52

Heat 25 of 25 Finals

1	Shockey, Kayla	20 UC18	30.95
2	Kao, Erica	24 L4S	29.10
3	Howanitz, Jace C	24 RMST	28.50
4	Burnett, Rachael E	22 UC10	27.50
5	Dickson, Brenna S	19 ARIZ	27.56
6	McDevitt, Eliza J	24 L4S	28.50
7	Sippel, Ashley	24 GERM	30.80
8	Gallarday, Stephanie	20 WOW	33.00

#24 Men 50 LC Meter Freestyle

Lane	Name	Age	Team	Seed Time
------	------	-----	------	-----------

Heat 1 of 32 Finals

1	Chisholm, Dick	80 O*H*	46.35
2	Manheim, Frank T	84 RMST	39.00
3	Shechter, Stanley J	82 AGUA	34.15
4	Demas, Nickolas P	84 GSM	37.34
5	Dobler, Wally E	80 GOLD	42.00
6	Cheadle, Richard O	77 VMST	1:01.00
7	Woods, Albert H	85 GAJA	42.97

Heat 2 of 32 Finals

1	Kung, Luke C	77 FACT	43.01
2	Magee, Pete	77 MINN	34.85
3	Bailie, Bob	79 WMST	34.10
4	Painter, David J	76 GOLD	31.60
5	Van Horn, William G	76 TOC	31.71
6	Hamada, Ahmed G	75 GOLD	34.25
7	Katz, Jerry A	76 GSM	36.00
8	Fligsten, Ken E	76 MARY	45.54

Heat 3 of 32 Finals

1	Dodge, David R	68 ARIZ	42.00
2	Brown, Michael R	68 MARY	33.98
3	Vaughan, James M	68 CMS	33.20
4	Warner, Frank	65 PSM	33.00
5	Salkind, Neil J	67 ARIZ	33.50
6	Winton, Robert F	67 GAJA	37.82
7	Frogley, Chris S	71 VMST	39.50
8	McGee, Hugh W	72 L4S	39.50

Heat 4 of 32 Finals

1	Meintjies, Bruce E	73 FLA	36.37
2	Wall, Kenneth J	73 GERM	36.22
3	Robinson, David L	71 GERM	35.44
4	Zamon, Frederick J	72 GMUP	34.62
5	Pilette, Sterling	72 RMST	35.00
6	White, Bernard T	71 NCMS	35.90
7	Davey, Michael D	70 ALEX	36.35
8	Pohlmann, John T	71 SLAM	38.30

Heat 5 of 32 Finals

1	Healy, Martin J	70 WM	33.54
2	Troppman, Roy W	70 CMYM	32.77
3	Buchan, Douglas T	71 SFTL	32.00
4	Quiggin, David	70 GOLD	29.06
5	Canales DE Mendoza, Joaqui	74 MEDI	31.20
6	Boak, Thomas D	71 WMST	32.30
7	Lodwig, Keefe L	71 GOLD	33.00
8	Bell, John L	72 SDSM	34.04

Heat 6 of 32 Finals

1	Detering, Henry A	69 1776	32.80
2	Hammerstrom, John G	66 GOLD	32.09
3	Nielsen, Charles D	69 MINN	31.90
4	Campbell, John F	67 MVN	31.40
5	Kornblatt, Daniel S	65 BUMS	31.60
6	Campbell, Michael T	65 TPIT	32.00
7	Meade, Tom J	67 BUMS	32.80
8	Newkirk, Thomas R	66 GBM	32.90

**2014 Marriott USMS Summer Nationals
Eppley Recreation Center Natatorium
Meet Program - Saturday, August 16, 2014**

Heat 7 (#24 Men 50 LC Meter Freestyle)

1	Brzezinski, Jay	67 PALM	31.00
2	Glass, Ernie	65 NCMS	30.90
3	Nickodem, Peter W	65 HLJ	30.00
4	Gruber, Glenn A	65 VCM	28.09
5	Childs, Lee	66 GOLD	28.50
6	Rollins, Bruce W	65 WMST	30.02
7	Wigely, Steven G	65 MVN	31.00
8	Amundsen, Joseph S	69 1776	31.16

Heat 8 of 32 Finals

1	Zoppel, Richard M	61 YWMA	55.00
2	Johnson, Stephen E	62 MMMS	42.08
3	Nelson, Bill L	61 VMST	34.18
4	TenHoor, Stuart J	60 COLU	32.38
5	Gesund, Ricardo	64 SFTL	34.00
6	Irminger, Doug	60 MARY	37.35
7	Husson, Timothy R	60 HFT	42.50

Heat 9 of 32 Finals

1	Ryan, James	62 GSM	32.28
2	Miller, Jim W	64 VMST	32.10
3	Muthler, Stephen K	63 TPIT	32.00
4	Grimes, David R	62 UC08	31.10
5	Dearfield, Kerry L	62 L4S	31.74
6	DeBettencourt, Thomas J	61 ANCM	32.00
7	Bennewitz, Kirk T	60 IM	32.22
8	Pot, Eugene T	64 BUMS	32.29

Heat 10 of 32 Finals

1	Modjeska, Mark E	61 ARIZ	30.69
2	Stevens, Craig W	61 1776	29.59
3	Perout, Jeffrey J	61 SYSM	29.20
4	Thornton, James	62 1776	28.50
5	Ellicott, Stuart W	62 NHS	29.00
6	Wight, Charles N	61 ANCM	29.50
7	Henry, Robert M	61 UC07	30.00
8	Beuttenmuller, David J	64 WOW	31.00

Heat 11 of 32 Finals

1	Saint-Amour, Craig E	62 REDT	27.90
2	Williams, Bruce F	61 RICE	27.20
3	Groselle, Jack R	60 SYSM	26.35
4	Martin, Doug	61 ARKM	26.20
5	Trevisan, Paul T	63 NCMS	26.30
6	Graham, Donald	60 PSM	27.12
7	Gandee, Brad	60 GMUP	27.50
8	McCleskey, Edwin W	61 ANCM	28.20

Heat 12 of 32 Finals

1	Loman, Jeffrey P	57 ANCM	35.00
2	Adcock, Richard P	59 PSM	33.11
3	Miller, Hoyle	55 L4S	32.00
4	Pierce, Geoffrey E	56 ANCM	30.70
5	Denes, Thomas A	57 ANCM	31.00
6	White, Tim	59 NCMS	32.92
7	Moyer, Steven N	56 RMST	34.10
8	Weiss, Patrick J	55 MICH	35.32

Heat 13 of 32 Finals

1	Genz, Michael A	56 SDSM	30.69
2	Dondi, Beda C	59 SFTL	30.55
3	Feinstein, John	59 ANCM	30.00
4	Fisher, Dennis E	55 CSMT	28.80
5	Tsuzuki, Ed M	56 GSM	28.82
6	Agathon, John C	55 WMST	30.26
7	Tuchler, David	56 IM	30.69
8	Osinski, Michael P	57 GERM	30.70

Heat 14 of 32 Finals

1	Klein, Jonathan E	57 NCMS	28.21
2	Kahn, Roger	59 SYSM	28.00
3	Calvert, Mark A	55 TMM	27.80
4	Sherman, Bill	56 MOVY	26.16
5	Kone, Bruce C	56 RICE	26.95
6	Holland, David A	56 WMAC	27.90
7	Shake, Joe	56 UC55	28.11
8	Neville, Richard	58 FAST	28.61

Heat 15 of 32 Finals

1	Banfer, Paul	51 VLVM	36.56
3	Breon, Bruce W	53 CMYM	34.55
4	Evans, Brian R	50 RMST	32.51
5	Johnson, Peter C	53 ANCM	34.00
6	Rodriguez-Jurado, Alejo A	51 ANCM	35.10
7	Fallick, David K	51 UC10	37.00

Heat 16 of 32 Finals

1	Sutter, John	51 CSMT	30.50
2	Jensen, James R	53 TPIT	30.38
3	Thomas, John E	51 UC07	30.00
4	DiBenedetto, Robert J	51 GYMS	29.52
5	Young, Robert A	50 IM	29.91
6	Peacock, Brent J	52 ANCM	30.33
7	Linehan, Sean P	54 L4S	30.50
8	Neikirk, John S	50 L4S	32.00

Heat 17 of 32 Finals

1	Cray, Charlie F	53 UC10	29.50
2	Sebring, Patrick J	52 MARY	29.00
3	Newman, Steven M	52 SYSM	28.50
4	McGuire, James W	50 SVY	28.32
5	Osborn, Jeffrey L	53 UC10	28.50
6	Harris, Mark E	52 ALEX	28.84
7	Young, Stanford R	50 TXLA	29.45
8	Kress, Jay T	51 L4S	29.50

Heat 18 of 32 Finals

1	DuBay, John	50 UC18	27.90
2	Jimenez, Carlos A	50 RICE	26.68
3	Mercer, Rich	51 BLU	26.49
4	Beattie, John R	53 BLU	25.96
5	Rasmussen, Anders M	51 TXLA	26.07
6	Harris, Gregory	51 VMST	26.60
7	Guthrie, David M	54 RICE	27.58
8	Caudrillier, Francois J	52 BUMS	27.91

Heat 19 of 32 Finals

1	Martz, Adam J	43 SFTL	34.07
2	Henry, Mike	44 L4S	31.10
3	Henkel, Scott	40 BUMS	31.00
4	Irons, Nicholas T	42 GERM	30.00
5	Goodison, Michael R	42 TERR	30.49
6	Loreto, James A	42 UC09	31.00
7	Lee, Peter S	44 NCYM	33.20
8	Flynn, Brent	49 TERR	40.00

Heat 20 of 32 Finals

1	Kern, Paul E	46 NCMS	35.00
2	Mears, BJ	47 TRI3	34.50
3	McPherson, John	47 NASH	29.76
4	Connelly, Patrick	47 ANCM	29.50
5	Ames, Eddie	45 SFTL	29.50
6	MacMillan, Scott	49 BWST	30.10
7	Marzban, Robert B	45 NAMI	34.76
8	Purcell, Frank J	48 MACH	37.00

Heat 21 of 32 Finals

1	Ellis, Andrew F	46 TERR	29.00
2	Domson, Paul	46 UC10	28.61
3	Mayall, Randy S	48 BUMS	28.50
4	Garland, Robert	45 CMS	27.42
5	Irwin, Geoffrey M	49 MACM	28.32
6	Lage, Terry L	46 SFTL	28.50
7	Humbert, George	46 ANCM	28.80
8	Markoff, Douglas A	49 GERM	29.40

Heat 22 of 32 Finals

1	Korenak, Andrew J	49 OMAH	26.90
2	Hiltabiddle, Steve	48 1776	26.30
3	Rees, Greg	45 SVY	25.98
4	Boosin, Michael J	48 CVMM	25.50
5	Lee, Michael P	47 MARY	25.75
6	Roddin, Jeffrey H	45 ANCM	26.00
7	Williams, Neill	46 DCAC	26.59
8	Wunderlich, Karl E	49 GERM	27.33

Heat 23 of 32 Finals

1	Tomson, Farol L	43 GERM	29.40
2	Bishop, Christopher R	42 BUMS	29.06
3	Courtney, Chris	42 ARIZ	28.58
4	Slamon, Nicholas B	42 UC08	28.10
5	Groomes, David W	40 TMM	28.24
6	Hanneschlager, Michael E	40 L4S	28.92
7	Hynes, Brodie	40 BLU	29.29
8	Chororos, Alexander N	41 DCRP	29.90

Heat 24 of 32 Finals

1	Franklin, Erik J	42 L4S	27.01
2	White, James H	44 BSLM	26.30
3	Huggins, Dale R	42 TXLA	26.08
4	Gregor, Petr	41 SWPP	24.95
5	Butcher, Rob	42 SYSM	26.00
6	Doane, Michael P	44 TERR	26.23
7	Glass, Mark W	40 DAMM	26.36
8	Wang, Edward D	40 DCRP	27.87

**2014 Marriott USMS Summer Nationals
Eppley Recreation Center Natatorium
Meet Program - Saturday, August 16, 2014**

Heat 25 (#24 Men 50 LC Meter Freestyle)

1	Sugar, David M	35 NBAC	36.41
2	Barnes, Thomas G	37 UC08	33.00
3	Talkington, Alan M	38 TXLA	28.81
4	Jaskot, Brian R	36 ALEX	28.36
5	Miller, Jeffrey A	37 NCYM	28.65
6	Forst, Jeremy S	36 INDY	30.53
7	Wolvin, Brad	39 UC10	35.00
8	Meza, Fernando J	39 NAMI	37.00

Heat 26 of 32 Finals

1	Jent, Daniel E	37 ALEX	27.10
2	Flick, William	36 CONN	26.99
3	Brado, Matthew J	35 ALEX	26.20
4	Lowell, Jon	35 MMA	24.70
5	Krajewski, Thomas J	36 GMUP	25.00
6	Werner, David F	36 BUMS	26.39
7	Titoura, Andrei	38 COLU	27.00
8	O'Dell, Richard S	37 MOVY	28.23

Heat 27 of 32 Finals

2	DiBari, Andrew	32 CMYM	29.43
3	Lasita, Vincent	33 UC17	28.26
4	Amundsen, Nick	31 1776	28.14
5	Shaw, Chris	32 TERR	28.20
6	Ritter, Chris	30 UC37	28.30
7	Roetert, Daniel	31 GERM	29.80

Heat 28 of 32 Finals

1	Carnes, Jason R	33 AAA	28.00
2	Ory, Jeb M	34 NCYM	27.60
3	Adebiyi, Seun	31 UC09	26.70
4	Williams, Stuart J	34 GMUP	25.94
5	Luoma, Brian	33 CMYM	26.53
6	Burris, William G	32 UC08	27.50
7	Powers, Kevin M	34 UC10	28.00
8	Tomson, Scott C	33 TA	28.04

Heat 29 of 32 Finals

2	Bartlett, Andrew S	28 TPIT	28.62
3	Rackham, Grant B	25 UC12	27.90
4	Miller, Michael	29 FINS	28.40
5	Xu, Allen	27 L4S	30.00
6	Ericson, William C	24 VMST	28.99
7	Baudler, Dean P	24 GERM	30.00

Heat 30 of 32 Finals

1	Barthold, Ross O	25 SLAM	27.85
2	Dorante, Miguel A	27 SFTL	27.77
3	Summers, Dan	28 ARMS	27.50
4	Shaheen, Luke	26 L4S	27.34
5	Anderson, Justin A	27 UC09	27.45
6	Moritz, Nathan B	25 UC21	27.67
7	Miller, Christopher L	25 WMST	27.83
8	Snyder, Scott C	25 UC12	27.89

Heat 31 of 32 Finals

1	Jerden, Alex D	27 DOC	27.09
2	Miller, Joshua S	29 OHSP	26.94
3	Javaid, Usman	27 WAPD	26.28
4	Compton, Taylor I	26 L4S	24.60
5	Conroy, Chris	29 PSM	25.80
6	Garner, Sam A	29 L4S	26.50
7	Goodpasture, Jesse R	28 UC21	27.00
8	Jordan, Richard L	28 SFTL	27.26

Heat 32 of 32 Finals

1	Amodio, Lucas A	22 DCAC	27.78
2	Mian, Michael	22 WOW	27.00
3	Garcia, Mike	22 LIEM	26.40
4	Lomas, Corey H	24 NEM	25.70
5	Bower, Daniel J	24 UC08	25.85
6	Sturm, Zachary J	21 UC10	26.85
7	Bandy, Kyle M	23 UC10	27.09
8	Avery, Benjamin O	22 L4S	28.56

2014 Marriott USMS Summer Nationals
Eppley Recreation Center Natatorium
Psych Sheet - Saturday, August 16, 2014

#25 Women 200 LC Meter Backstroke

Name	Age Team	Seed Time
18-24		
1 King, Jordan G	24 PSM	2:28.90
2 Anderson, Abigail L	24 MTSC	2:30.50
3 Baldwin, Tricia A	24 SKY	4:05.55
25-29		
1 Paulsen, Anna	28 MACM	2:54.28
2 Milner, Kristin E	29 VMST	2:55.00
3 Alexander, Allison K	26 DCRP	3:00.00
4 Yager, Laura L	29 WOW	3:05.05
5 Dudley, Mariah V	27 VMST	3:05.43
6 Mathews, Erin	29 MARY	3:20.49
7 Osborn, Anne E	29 UC08	3:25.99
30-34		
1 Grover, Mollie K	33 TERR	2:34.54
2 Di Silvio, Francesca E	33 DCRP	2:45.99
3 Van Horn, Alaina L	33 L4S	2:50.65
4 Galan, Juliana M	31 TERR	2:53.94
5 Mathey, Alison E	30 ARMS	2:58.00
6 Gauzens, Stephanie	30 ALEX	2:58.99
7 Schoenlank, Julie A	34 GSM	2:59.10
8 Loomis, Kate L	31 NEM	3:02.44
9 Batko, Samantha	32 TRI3	3:03.39
10 Heil, Leah S	33 GERM	3:10.00
35-39		
1 Limke, Tobi L	39 NBAC	2:38.96
2 Smith, Rebecca L	37 BUMS	2:41.87
3 Carlson, Jennifer M	35 RMST	2:44.37
4 Joslin, Danielle	36 POWM	2:58.00
5 Condon, Erin P	35 GSC	2:58.55
6 Kays, Amelia B	35 ALEX	3:06.49
7 Yocum, Kari	37 PALM	3:07.81
8 Swanson, Ulrika	37 UC10	3:12.34
9 Hopkins, Joanne E	38 ARMS	3:15.00
40-44		
1 Saribalas, Amy M	42 NAM	2:36.19
2 Davidson, Michelle L	44 GSM	2:45.00
3 Day, Nadine K	44 INDY	2:46.83
4 Lassen, Megan M	44 SFTL	2:59.77
5 Moore, Alison	44 VMST	3:01.46
6 Kyff, Jennifer J	41 METR	3:02.30
7 Volz, Kristin R	41 SFTL	3:07.77
45-49		
1 Stone, Stephanie	47 RAM	2:35.50
2 Hug, Laurie	49 1776	2:45.42
3 Vazquez, Maria E	49 GAJA	2:47.54
4 McPherson, Chris A	47 NASH	2:49.50
5 Noznesky, Denise L	48 GERM	2:58.66
6 Moffett, Erica L	45 SFTL	2:59.40
7 Haerian, Kathy A	46 NBAC	3:01.00
8 Franklin, Rebecca L	46 CPYM	3:08.30
9 Gainor, Cathy C	47 ANCM	3:37.34
50-54		
1 Saucy, Stephanie A	51 1776	2:40.50
2 Swanson, Vibeke L	53 1776	2:50.50
3 Brightwell, Kim M	54 RMST	2:55.53
4 Van Horn Pate, Val R	52 VMST	3:03.80
5 Petersen, Stephanie O	52 SLAM	3:16.00

6 Jaeger, Debbie K	52 VMST	3:19.19
7 Thomas, Ann B	54 SFTL	3:19.65
8 Hooe, Donna L	52 GAJA	3:22.39
9 Morse, Celia B	53 NASH	3:29.65
10 Goffi, Judy T	54 YWMA	3:48.55

55-59		
1 Pujalet-Devitt, Michele M	57 DAS	3:02.40
2 Larson, Linda L	59 SFTL	3:04.77
3 Estel, Beth A	58 NEM	3:06.50
4 Hogan, Elizabeth	58 AAA	3:06.80
5 Belva, Carol W	59 BUMS	3:27.00
6 Clair, Kathleen S	56 1776	3:40.00
7 Braaten, Kitten	59 VMST	3:42.60
8 Wymelenberg, Lynn A	59 RMST	3:58.00

60-64		
1 Pfnisgraff, Joan L	60 TERR	2:55.37
2 Steadman Martin, Nancy	60 GSM	3:02.50
3 McCloskey, Cecilia D	64 1776	3:12.00
4 Gundred, Barb L	63 PSM	3:13.00
5 Kirwan, Denise	62 L4S	3:15.00
6 Craffey, Joan P	61 UC06	3:15.00
7 Amick, Beverly O	60 NCMS	3:15.67
8 Boslego, Barbara E	63 VMST	3:17.00
9 Kohn, Catherine K	61 SLAM	3:20.27
10 Summers, Jeanna	60 OREG	3:23.51
11 Tourtual, Dorothy M	63 BUMS	3:31.00
12 Mitchell, Alison A	60 MVN	3:48.26
13 Swedler, Susan M	61 HFT	4:10.00
14 Myer, Cynthia J	61 IMSC	4:10.86
15 Sellers, Melanie B	62 WMST	4:54.87

65-69		
1 Uustal, Diann B	68 NEM	3:07.90
2 Barry, Marcia L	66 VMST	3:29.33
3 Pohlmann, Mary M	69 SLAM	3:36.28
4 Brooks, Catherine	66 AKMS	3:40.89
5 Walsh Beilman, Stephanie	65 1776	3:41.50
6 Casey, Kathrine J	66 PSM	3:48.58
7 Bragg, Lynne W	68 MARY	3:50.00
8 Ventura, Rosa V	67 SFTL	3:52.99
9 Lewis, Jean O	65 UC06	4:09.91
10 Butter-Sturman, Lin	65 FACT	4:10.98
11 Panayotoff, Kristi M	66 MESC	4:12.72
12 Webb, Linda	69 SFTL	4:29.19
13 Johnston, Jennifer G	67 L4S	7:10.29

70-74		
1 Foley,Carolynn	71 AAA	4:08.52
2 Durrant, Betsy	73 VMST	4:10.78
3 Hlavacek, Ida M	72 VMST	4:14.30
4 Martin, Judy	72 VMST	4:19.74
5 Manheim, Lucy M	72 RMST	4:36.00
6 Haase, Judith L	74 GAJA	6:02.13

75-79		
1 Walker, Laura S	77 VMST	4:14.63
2 Brown, Nancy	78 MARY	4:29.95
3 Arnold, Patricia F	75 SMS	4:54.38

80-84		
1 Coleman, Jill	84 MARY	4:43.67
2 Varty, Eulah M	80 VIC	5:01.15
3 Eisele, Barbara M	84 BMST	5:55.63

#26 Men 200 LC Meter Backstroke

Name	Age Team	Seed Time
18-24		
1 Lomas, Corey H	24 NEM	2:22.00
2 Ericson, William C	24 VMST	2:29.99
25-29		
1 Jackwin, Eric L	25 SFTL	2:24.84
2 Galan, Peter A	25 TERR	2:24.99
3 Miller, Michael	29 FINS	2:39.94
4 Barthold, Ross O	25 SLAM	2:40.00
5 Garza, Richard J	26 WOW	2:40.12
6 Taylor, Tim	27 ALEX	2:57.67
30-34		
1 McAteer, Brian	30 L4S	2:20.00
2 Tomson, Scott C	33 TA	2:27.30
3 Lipin, Ilya A	33 FINS	2:35.00
4 Batchelder, John R	33 CMS	2:43.83
5 Chung, Jason J	34 L4S	2:45.00
6 Limouze, Thomas C	30 FINS	2:45.38
7 Orton, Adam D	33 RMST	2:50.17
8 Roetert, Daniel	31 GERM	2:58.02
35-39		
1 Gray, Trevor O	38 PSM	2:15.45
2 Nakahodo, Sidney	39 NCYM	2:35.00
3 O'Dell, Richard S	37 MOVY	2:37.36
4 Weber, Matthew J	35 DAS	2:48.05
40-44		
1 Hviid, Frederik C	40 GERM	2:13.74
2 Donahue, Patrick	41 UC10	2:27.28
3 Bishop, Christopher R	42 BUMS	2:40.32
4 Groomes, David W	40 TMM	2:52.20
45-49		
1 Dickson, Kurt F	47 ARIZ	2:19.32
2 Boosin, Michael J	48 CVMM	2:45.29
3 Lawlor, Sean	48 AAA	2:45.35
4 Cockrell, Charles E	46 VMST	2:51.86
50-54		
1 Stevenson, Chris L	50 VMST	2:19.49
2 Battle, Glenn H	53 L4S	2:30.00
3 Werlinich, Greg S	50 BDGR	2:35.50
4 Yeomans, Scott	50 GSM	2:39.90
5 Newman, Steven M	52 SYSM	2:40.00
6 Sohlberg, Karl	50 UC08	2:41.00
7 Fenstermacher, Jim S	51 NCMS	2:44.43
8 Caudrillier, Francois J	52 BUMS	2:46.25
9 Calvert, Stan D	52 L4S	2:48.00
10 Grecco, Paul A	53 GMUP	2:51.35
11 Treiman, Gerald S	54 UTAH	2:51.93
12 Reynolds, Curt A	54 TERR	2:54.08
13 Jensen, James R	53 TPIT	2:58.12
14 Thompson, Anthony G	50 MOVY	2:58.99
15 Matz, Michael S	53 PAFC	3:03.12
55-59		
1 Sauer, Jim	57 TXLA	2:29.84
2 Stephenson, Dan	57 ROSE	2:31.00
3 Klein, Jonathan E	57 NCMS	2:33.97
4 Hendrick, Marty	56 SFTL	2:38.30
5 Marks, Ronald L	56 1776	2:39.33

**2014 Marriott USMS Summer Nationals
Eppley Recreation Center Natatorium
Psych Sheet - Saturday, August 16, 2014**

55-59...(#26 Men 200 LC Meter Backstroke)

6	Calvert, Mark A	55 TMM	2:42.00
7	Deppe, Tom W	56 VMST	2:42.50
8	Archer, Branch T	55 UC26	2:42.77
9	McGough, Tim	57 MERR	2:46.00
10	Throne, William C	58 VMST	2:46.00
11	Kristek, Tom	57 NITR	2:47.16
12	Jones, Judd	56 GAJA	2:47.97
13	Wilson, Keith K	57 ANCM	2:48.00
14	McCarthy, Patrick J	55 GAJA	2:48.82
15	Kristek, Steven M	56 BUMS	2:52.00
16	Louie, Jamie	57 CMS	2:54.45
17	Clark, David L	57 WMAC	2:55.20
18	Denes, Thomas A	57 ANCM	2:56.00
19	Sherman, Bill	56 MOVY	2:59.90
20	Romo, Robert A	56 VMST	3:18.19
21	Wright, Stephen S	56 TXLA	3:19.42
22	Nakazawa, Muraji	58 RMST	4:00.00
23	Nealis, James E	57 TERR	4:15.00

60-64

1	Bober, Richard S	63 NCMS	2:40.00
2	Djang, Philipp A	60 SFTL	2:42.14
3	Perout, Jeffrey J	61 SYSM	2:43.00
4	Williams, Bruce F	61 RICE	2:46.00
5	Thompson, Frank L	63 MICH	2:50.00
6	Wright, Robert E	60 DOC	3:02.02
7	Hughes, John S	61 CMS	3:02.99
8	Tingley, William	64 SKY	3:04.95
9	Muthler, Stephen K	63 TPIT	3:12.00
10	Bennewitz, Kirk T	60 IM	3:13.15
11	Fanelli, Michael	60 ACM	3:30.26
12	Forgione, David J	60 MICH	5:30.00

65-69

1	Reid, Joe	66 ARIZ	2:52.29
2	Phillips, Bruce	69 ARIZ	2:56.15
3	Brzezinski, Jay	67 PALM	3:01.22
4	Warner, Frank	65 PSM	3:05.00
5	Kornblatt, Daniel S	65 BUMS	3:07.05
6	Willis, Gregory B	66 LAPS	3:17.90
7	Cowing, John M	65 MICH	3:30.00
8	Ten Hoor, Richard C	67 MICH	3:30.00
9	Wright, Stephen G	65 GERM	3:31.00
10	Kolonkowski, Bob	66 AGUA	3:34.00
11	Meyer, Jerry R	65 CMYM	3:34.66
12	Zeigler, John V	69 GAJA	3:44.19
13	Paulson, Laurence W	65 RMST	3:46.89
14	Husson, Bob	69 HFT	3:56.00
15	Brooks, Forest	67 AKMS	6:52.51

70-74

1	Murillo Sanz, Alberto	70 BALM	3:10.42
2	Walker, Larry	71 SDSM	3:15.36
3	Winokur, Eliot	70 GOLD	3:34.78
4	Robinson, David L	71 GERM	3:38.78
5	Galletly, Sandy	72 VMST	3:39.49
6	Brundage, Warner F	71 VMST	3:52.00
7	Meintjies, Bruce E	73 FLA	3:52.58
8	Leen, Walter D	72 GAJA	6:49.26

75-79

1	Mennen, Marty A	78 INDY	3:15.00
2	Pinkerton, Rolff's S	75 NCMS	3:52.00
3	Magee, Pete	77 MINN	3:59.90

4	Medici, John C	76 O*H*	4:08.20
5	Greer, Marshall R	78 ANCM	4:12.00
6	Learmonth, William R	75 O*H*	4:12.15
7	Gerson, Gordon M	78 RMST	4:45.55
8	Kung, Luke C	77 FACT	4:59.15
80-84			
1	Jones, Burwell	81 SYSM	3:20.00
2	Monsein, Skip	80 DCM	3:30.00
3	Good, Larry A	80 SLAM	3:45.50
4	Manheim, Frank T	84 RMST	4:21.00
5	Bronk, Burt V	83 MARY	5:02.18
6	Rogers, Alfred J	81 GAJA	5:51.00
90-94			
1	Weeden, Alan	90 UC05	4:45.00

**2014 Marriott USMS Summer Nationals
Eppley Recreation Center Natatorium
Psych Sheet - Saturday, August 16, 2014**

#31 Women 400 LC Meter Freestyle

Name	Age Team	Seed Time
1 Burnett, Rachael E	22 UC10	4:30.00
2 Dickson, Brenna S	19 ARIZ	4:37.34
3 McWilliams, Katie L	31 ALEX	4:40.04
4 Kendig, Alicia M	32 SYSM	4:47.14
5 McIntyre, Erin	33 L4S	4:49.65
6 Jones, Eney	54 DAMM	4:52.22
7 Hug, Laurie	49 1776	4:54.45
8 Novotny, Deidre D	26 SFTL	4:55.20
9 Stone, Stephanie	47 RAM	4:55.50
10 Limke, Tobi L	39 NBAC	4:57.77
11 Knox, Megan J	25 L4S	5:00.00
12 Nix, Pamela J	47 NNB	5:05.00
13 Fitzgerald, Lauren E	38 L4S	5:10.00
14 Rapuano, Lisa O	48 NBAC	5:11.45
15 Gunder, Jessica R	32 L4S	5:13.10
16 Ditzler, Kristy	50 TXLA	5:13.70
17 Steadman Martin, Nancy	60 GSM	5:15.50
18 Di Silvio, Francesca E	33 DCRP	5:15.99
19 Swanson, Vibeke L	53 1776	5:20.20
20 Schickore, Jutta	50 DOC	5:20.84
21 Dorante, Ewa M	25 SFTL	5:20.88
22 Noznesky, Denise L	48 GERM	5:21.17
23 Condon, Erin P	35 GSC	5:21.35
24 Lassen, Megan M	44 SFTL	5:21.77
25 Bartek, Mary C	50 LSSC	5:23.57
26 Moore, Alison	44 VMST	5:23.80
27 Strobl, Lori C	34 POWM	5:25.00
28 Grilli, Tracy L	57 NEM	5:25.35
29 Cattoni, Sari L	28 POWM	5:28.12
30 May, Julie	47 SKY	5:28.84
31 Moore, Colleen	23 ARMS	5:29.00
32 Anbar, Christie M	46 CONN	5:30.00
33 Early, Marilyn E	57 MICH	5:30.00
34 Grosele, Laura L	54 SYSM	5:30.00
35 Kinsky, Suzanne M	36 TPIT	5:30.00
36 Harrington, Lauren B	27 UC09	5:30.34
37 Dudley, Mariah V	27 VMST	5:30.42
38 Haerian, Kathy A	46 NBAC	5:32.00
39 Phillips, Alice W	49 POWM	5:32.13
40 Murphy, Siobhan C	28 SFTL	5:33.15
41 Dore, Mary G	51 NCMS	5:34.77
42 Rebert, Mindy J	36 HAYS	5:35.61
43 Scott, Celia L	31 NITR	5:38.63
44 Bishop, Laura J	42 BUMS	5:40.00
45 Lappin, Jeanne L	59 GERM	5:40.00
46 Pfingraff, Joan L	60 TERR	5:40.00
47 Parker Palace, Kelly	53 SYSM	5:40.09
48 Pujalet-Devitt, Michele M	57 DAS	5:40.31
49 Neville, Cathy V	57 SDSM	5:40.50
50 Joslin, Danielle	36 POWM	5:41.00
51 Murray, Gail C	57 SKY	5:41.22
52 Lewis, Allison D	31 PCST	5:42.97
53 Gregory, Barbie J	46 POWM	5:43.58
54 Ji, Victoria	33 L4S	5:43.67
55 Nicora, Julie	34 MERR	5:45.00
56 Hirsty, Jacki	62 NEM	5:45.00
57 Saucy, Stephanie A	51 1776	5:45.32
58 Brightwell, Kim M	54 RMST	5:45.64

59 Emblidge, Cecilia V	50 NEM	5:45.70
60 Hopkins, Joanne E	38 ARMS	5:46.75
61 Stutz, Kathleen J	32 SFTL	5:47.17
62 Marvin, Linda L	41 INDY	5:47.97
63 Franklin, Rebecca L	46 CPYM	5:48.11
64 Miller, Patricia M	53 VMST	5:48.23
65 Teixeira, Mariane C	49 GAJA	5:49.08
66 Munger, Dot	63 1776	5:50.00
67 Wenzel, Chris	55 SFTL	5:50.01
68 Osborn, Anne E	29 UC08	5:52.93
69 Hooe, Donna L	52 GAJA	5:53.57
70 Keisling, Christine M	58 SVY	5:56.00
71 Hogan, Elizabeth	58 AAA	5:59.19
72 Williamson, Francine S	66 GAJA	5:59.66
73 Spreng, Allison L	30 1776	6:00.00
74 Ekstrom, Gretchen F	48 TERR	6:00.00
75 Blaha, Karen A	28 UC12	6:00.00
76 Kavanagh, Suzanne	52 NEM	6:01.00
77 Protzman, Barbara	60 GOLD	6:01.02
78 Amick, Beverly O	60 NCMS	6:03.29
79 Rebert, Kristina L	51 YWMA	6:05.19
80 Stow, Meredith A	36 L4S	6:06.00
81 Gainor, Cathy C	47 ANCM	6:06.16
82 Witt, Cherie A	50 CPYM	6:06.48
83 Watts, Sue N	60 1776	6:06.82
84 Mitchell, Alison A	60 MVN	6:07.37
85 Guthrie, Sally K	64 MICH	6:07.61
86 Simpson, Annemarie K	35 RAID	6:10.00
87 Tourtual, Dorothy M	63 BUMS	6:10.11
88 Gundred, Barb L	63 PSM	6:11.00
89 Barry, Marcia L	66 VMST	6:11.99
90 Belva, Carol W	59 BUMS	6:12.00
91 Hayes, Christie M	66 NEM	6:12.49
92 Wolff, Melinda S	61 1776	6:14.00
93 Wymelenberg, Lynn A	59 RMST	6:15.35
94 Braaten, Kitten	59 VMST	6:17.13
95 Thornton, Katherine C	29 NCYM	6:19.44
96 Waters, Ellen J	58 OPAA	6:20.00
97 Gault, Terry Sue M	64 VMST	6:20.32
98 Summers, Jeanna	60 OREG	6:21.97
99 Woods, Tina N	57 1776	6:24.66
100 Wynns, Kelly	48 WMAC	6:25.47
101 Rosenblat, Daniela	39 SFTL	6:29.85
102 Maddux, Kathryn	33 TERR	6:30.00
103 Diepold, Tiffany E	33 ACM	6:30.01
104 Szekeeres, Naomi O	36 SFTL	6:30.77
105 Kregor, Janice	58 SKY	6:32.92
106 Quintero, Myriam	65 SFTL	6:35.00
107 Wagner, Cheryl A	62 TERR	6:37.00
108 Baldwin, Arthemise B	64 WOW	6:37.28
109 Wilks, Brenda L	60 L4S	6:37.31
110 Volz, Kristin R	41 SFTL	6:42.06
111 Goldberg, Marci	30 ANCM	6:43.05
112 Clair, Kathleen S	56 1776	6:45.00
113 Mockler, Shannon M	30 NAMI	6:45.00
114 Hawley, Katherine G	34 L4S	6:48.00
115 Henley, Cynthia P	56 SFTL	6:53.42
116 Pohlmann, Mary M	69 SLAM	6:59.51
117 Bennett, Ruth R	68 UC10	6:59.80
118 Cosgrove, Katie E	33 GMUP	7:00.00
119 Wardley, Charmain E	50 RMST	7:00.00

120 Gardner, Meghan L	31 FINS	7:02.69
121 Lim-Sharp, Judy	63 ANCM	7:05.00
122 Beels, Kendall R	42 RMST	7:08.00
123 Schrader, Kathleen M	56 UC09	7:10.00
124 Berk, Sherie	61 SFTL	7:14.33
125 Ventura, Rosa V	67 SFTL	7:15.00
126 Webb, Linda	69 SFTL	7:15.88
127 Chaffee, Amy J	51 BUMS	7:17.00
128 Goffi, Judy T	54 YWMA	7:18.55
129 Schroeder, Christine M	65 1776	7:20.00
130 Ridout, Nancy J	72 TAM	7:24.79
131 Hood, Patricia B	59 1776	7:30.00
132 Durrant, Betsy	73 VMST	7:39.30
133 Leilich, Joann	75 VMST	7:40.00
134 Brudvig, Deborah M	57 NCAP	7:42.16
135 Casey, Kathrine J	66 PSM	7:53.99
136 Crouse, Jeanne M	58 ANCM	7:59.10
137 Postallian, Marcia A	58 DRMS	8:00.00
138 Duquette, Michelle K	32 L4S	8:00.00
139 Willard, Kristen	32 L4S	8:00.00
140 Bohl, Nan	85 MOVY	8:13.81
141 Henry, Angela	45 NCMS	8:15.00
142 Foley, Carolyn	71 AAA	8:16.64
143 Arnold, Patricia F	75 SMS	8:45.38
144 King, Sarah C	31 MTMS	9:07.32
145 Bogue, Sherri L	50 FMM	9:58.77
146 Trevison, Ellie	71 FACT	10:00.00
147 Johnston, Jennifer G	67 L4S	12:57.10
148 Haase, Judith L	74 GAJA	13:03.26

#32 Men 400 LC Meter Freestyle

Name	Age Team	Seed Time
1 Rutkin, Lance J	20 SFTL	4:07.00
2 Hviid, Frederik C	40 GERM	4:14.59
3 Walters, William J	31 UC12	4:18.00
4 Buist, Chadwick L	28 UC12	4:27.00
5 Stevenson, Chris L	50 VMST	4:27.14
6 Dickson, Kurt F	47 ARIZ	4:27.23
7 Galan, Peter A	25 TERR	4:29.02
8 Stephenson, Dan	57 ROSE	4:33.04
9 Johansen, Christopher J	30 GRSC	4:35.00
10 Rivera, Bryan C	30 UC10	4:35.00
11 Helfers, Edward D	32 UC10	4:35.19
12 Jackwin, Eric L	25 SFTL	4:35.91
13 Rosales Yopez, Jose R	28 MINN	4:36.00
14 Vazhenin, Igor V	50 AWJ	4:37.50
15 Switzer, Ed	46 UC08	4:39.00
16 Donahue, Patrick	41 UC10	4:41.03
17 Jordan, Richard L	28 SFTL	4:42.68
18 Groselle, Jack R	60 SYSM	4:42.94
19 Batchelder, John R	33 CMS	4:44.88
20 Phillips, Daniel L	51 PSM	4:45.00
21 Strauss, Trip	56 ARKM	4:47.47
22 Calvert, Mark A	55 TMM	4:48.00
23 Jerden, Alex D	27 DOC	4:48.74
24 Yeomans, Scott	50 GSM	4:49.90
25 Gallagher, Mark	38 1776	4:50.00
26 Scott, Greg C	55 CMS	4:50.00
27 Seibt, Andreas K	56 IM	4:50.00
28 Lowengrub, Paul S	43 DCAC	4:50.25
29 Berry, Jonathan W	49 NMMS	4:50.33

**2014 Marriott USMS Summer Nationals
Eppley Recreation Center Natatorium
Psych Sheet - Saturday, August 16, 2014**

#32 ... (Men 400 LC Meter Freestyle)

30	Mayall, Randy S	48 BUMS	4:50.48	89	Genz, Michael A	56 SDSM	5:33.40
31	Garland, Robert	45 CMS	4:50.52	90	Beatty, Chuck	55 O*H*	5:35.81
32	Brenner, Bill	56 SYSM	4:51.43	91	Cockrell, Charles E	46 VMST	5:36.96
33	Jent, Daniel E	37 ALEX	4:52.39	92	White, Tim	59 NCMS	5:39.08
34	Malik, Michael J	33 PALM	4:52.72	93	Markoff, Douglas A	49 GERM	5:40.00
35	Gibson, Christopher E	58 PAA	4:55.81	94	Jay, George D	64 UC32	5:40.00
36	Wood, Larry W	60 TXLA	4:58.00	95	LeMaster, Stan	67 NTEX	5:40.84
37	Archer, Branch T	55 UC26	4:58.63	96	Glass, Ernie	65 NCMS	5:42.00
38	Sax, William C	45 GMUP	4:59.30	97	Vogel, Michel	38 SFTL	5:42.01
39	Limouze, Thomas C	30 FINS	4:59.36	98	Gambrel, Patrick A	60 NEM	5:44.75
40	Battle, Glenn H	53 L4S	5:00.00	99	Gustafson, Lee O	63 TPIT	5:46.58
41	Saint-Amour, Craig E	62 REDT	5:00.00	100	Wright, Stephen S	56 TXLA	5:47.93
42	Albino, Jorge E	39 SYSM	5:00.00	101	Canales DE Mendoza, Joaqui	74 MEDI	5:48.44
43	Newman, Steven M	52 SYSM	5:00.00	102	Wright, Mark	61 MERR	5:50.00
44	Jaskot, Brian R	36 ALEX	5:00.60	103	Bennewitz, Kirk T	60 IM	5:52.15
45	Pardo, Robert R	41 SFTL	5:00.72	104	Larson, Allen J	61 SFTL	5:52.68
46	Anderson, Justin A	27 UC09	5:01.86	105	Fanelli, Michael	60 ACM	5:53.45
47	Fiser, Graeme A	48 SFTL	5:04.96	106	Wunderlich, Karl E	49 GERM	5:53.95
48	Thornton, James	62 1776	5:05.00	107	Lodwig, Keefe L	71 GOLD	5:55.00
49	Schutzmeister, Scott	50 L4S	5:06.10	108	James, Scott H	60 MMMS	5:55.00
50	Gruber, Glenn A	65 VCM	5:07.20	109	Murillo Sanz, Alberto	70 BALM	5:55.64
51	Greenwood, Alan	48 UC10	5:09.22	110	Ames, Eddie	45 SFTL	5:56.00
52	Hughes, John S	61 CMS	5:09.31	111	Bernstein, Rich	68 AGUA	5:57.00
53	Humbert, George	46 ANCM	5:09.68	112	Nguyen, Son	35 MESC	5:59.59
54	Lipin, Ilya A	33 FINS	5:09.98	113	Glass, Mark W	40 DAMM	6:00.00
55	Hiltabiddle, Steve	48 1776	5:10.00	114	Kern, Paul E	46 NCMS	6:00.00
56	Harris, Mark E	52 ALEX	5:10.00	115	Adcock, Richard P	59 PSM	6:00.00
57	Gandee, Brad	60 GMUP	5:10.00	116	Cray, Charlie F	53 UC10	6:00.00
58	Slugocki, Maciej Z	62 TAC	5:10.00	117	Beisel, Dan	62 CMYM	6:00.56
59	Modjeska, Mark E	61 ARIZ	5:11.28	118	Edgell, Don	62 L4S	6:06.30
60	Duguay, Robert E	29 CONN	5:13.87	119	Harmon, David C	65 ANCM	6:08.00
61	Couch, Bob E	67 SYSM	5:14.43	120	Campbell, Michael T	65 TPIT	6:09.00
62	Kondratev, Juri P	36 VMS	5:15.00	121	Strozier, Matthew F	41 AGUA	6:10.00
63	Washick, David J	25 JWM	5:15.22	122	Cowing, John M	65 MICH	6:10.00
64	Shaffer, Karl E	55 MICH	5:15.38	123	Jones, Burwell	81 SYSM	6:10.00
65	Jones, Judd	56 GAJA	5:15.53	124	Rodriguez-Jurado, Alejo A	51 ANCM	6:10.30
66	Read, David M	46 SFTL	5:15.77	125	Pinto, Harlan A	57 MELO	6:10.69
67	Quiggin, David	70 GOLD	5:15.93	126	Salkind, Neil J	67 ARIZ	6:15.00
68	Mitchinson, Dean T	46 SYSM	5:16.62	127	Mennen, Marty A	78 INDY	6:15.00
69	Chororos, Alexander N	41 DCRP	5:17.38	128	Rolston, Howard	74 GOLD	6:19.86
70	Wright, Robert E	60 DOC	5:17.66	129	Treiman, Gerald S	54 UTAH	6:20.00
71	Henkel, Scott	40 BUMS	5:18.00	130	Delair, Stan R	65 RAY	6:26.62
72	Nix, Peter L	47 NNB	5:18.00	131	Loman, Jeffrey P	57 ANCM	6:30.00
73	Bruning, Gunnar	37 CMYM	5:18.39	132	Sugar, David M	35 NBAC	6:35.92
74	Irwin, Geoffrey M	49 MACM	5:18.56	133	Healy, Martin J	70 WM	6:36.26
75	Coates, Ed M	48 TXLA	5:19.00	134	Lassen, Jason D	42 SFTL	6:40.01
76	Neikirk, John S	50 L4S	5:20.00	135	Walker, Larry	71 SDSM	6:42.75
77	McCarthy, Patrick J	55 GAJA	5:20.44	136	Galletly, Sandy	72 VMST	6:43.21
78	Werlinich, Greg S	50 BDGR	5:21.20	137	Tupitza, Charles W	59 WAVA	6:52.00
79	Kovalovsky, Kelly J	53 BUMS	5:22.87	138	Pilette, Sterling	72 RMST	7:00.00
80	Ryan, James	62 GSM	5:23.70	139	Good, Larry A	80 SLAM	7:00.00
81	Porco, Filippo M	37 NCMS	5:25.00	140	Bailie, Bob	79 WMST	7:12.68
82	Hendrick, Marty	56 SFTL	5:29.19	141	Barnes, Thomas G	37 UC08	7:15.00
83	Thompson, Frank L	63 MICH	5:30.00	142	Wolvin, Brad	39 UC10	7:30.00
84	Stevens, Craig W	61 1776	5:30.01	143	Nobbe, Nick	76 RMST	8:00.00
85	Ory, Jeb M	34 NCYM	5:30.11	144	Chisholm, Dick	80 O*H*	8:03.03
86	Pash, Gregory C	67 MICH	5:31.48	145	Trevison, Rick	72 FACT	8:20.00
87	Denes, Thomas A	57 ANCM	5:32.90	146	Shay, Barry P	74 DCM	8:28.92
88	Aubrey, Michael	53 SFTL	5:33.00	147	Grohe, William E	81 USF	9:38.95
				148	Snowwhite, Larry S	68 RMST	10:00.00
				149	Shores, Tyler	78 MARY	14:00.00

Day 5 – Sunday, August 17

Warm-up

6:00 a.m.-7:50 a.m.

Check-in Deadline for Day 5

The following are positive check-in events. Check-in may be done in person at the registration area or online at usms.org.

Sun., August 17	200 IM 200 breaststroke	7:00 a.m.
-----------------	----------------------------	-----------

PLEASE NOTE:

If you do not check in by the deadline, you will not be seeded; there are no exceptions.

Meet Start Time

8:00 a.m.

Women	Event	Men
33	200 medley relay	34
35	100 backstroke	36
37	200 IM	38
39	50 butterfly	40
41	200 breaststroke	42

**2014 Marriott USMS Summer Nationals
Eppley Recreation Center Natatorium
Meet Program - Sunday, August 17, 2014**

#35 Women 100 LC Meter Backstroke

Lane	Name	Age	Team	Seed Time
Heat 1 of 11 Finals				
3	Coleman, Jill	84	MARY	2:16.91
4	Kirwan, Denise	62	L4S	1:36.00
5	Watts, Sue N	60	1776	1:37.99
Heat 2 of 11 Finals				
1	Hannam, Karen I	74	L4S	2:30.00
2	Martin, Judy	72	VMST	2:00.90
3	Schreiner, Beth	73	VMST	1:45.22
4	Durrant, Betsy	73	VMST	1:57.06
5	Manheim, Lucy M	72	RMST	2:04.00
8	Butter-Sturman, Lin	65	FACT	1:56.22
Heat 3 of 11 Finals				
1	Ventura, Rosa V	67	SFTL	1:47.77
2	Casey, Kathrine J	66	PSM	1:46.86
3	Pohlmann, Mary M	69	SLAM	1:39.89
4	Uustal, Diann B	68	NEM	1:23.91
5	Barry, Marcia L	66	VMST	1:36.44
6	Walsh Beilman, Stephanie	65	1776	1:46.50
7	Bragg, Lynne W	68	MARY	1:47.00
8	Schroeder, Christine M	65	1776	1:55.00
Heat 4 of 11 Finals				
1	Craffey, Joan P	61	UC06	1:35.00
2	Amick, Beverly O	60	NCMS	1:30.58
3	Guins, Ann H	61	SYSM	1:29.64
4	Pfinsgraff, Joan L	60	TERR	1:20.91
5	Gundred, Barb L	63	PSM	1:29.00
6	Mccloskey, Cecilia D	64	1776	1:30.00
7	Summers, Jeanna	60	OREG	1:32.50
8	Kohn, Catherine K	61	SLAM	1:35.00
Heat 5 of 11 Finals				
1	Clair, Kathleen S	56	1776	1:36.70
2	Moritz, Sharon E	55	UC21	1:30.02
3	Pujalet-Devitt, Michele M	57	DAS	1:22.24
4	Larson, Linda L	59	SFTL	1:26.77
5	Hogan, Elizabeth	58	AAA	1:30.84
6	Anbar, Christie M	46	CONN	1:23.99
7	Weigel, Emily K	49	ANCM	2:30.50
Heat 6 of 11 Finals				
1	Irawan, Yuni	51	NITR	1:50.00
2	Thomas, Ann B	54	SFTL	1:31.01
3	Saucy, Stephanie A	51	1776	1:26.82
4	Brightwell, Kim M	54	RMST	1:20.59
5	Swanson, Vibeke L	53	1776	1:21.21
6	Jaeger, Debbie K	52	VMST	1:30.81
7	Morse, Celia B	53	NASH	1:40.46
8	Matysek, Anna Lea	53	SYSM	2:10.00
Heat 7 of 11 Finals				
1	Viteri, Cynthia M	46	WOW	1:18.68
2	McPherson, Chris A	47	NASH	1:17.13
3	Stone, Stephanie	47	RAM	1:13.50
4	Willeboordse, Fall	48	NYAC	1:09.51
5	Williams, Susan O	48	NCAP	1:12.18
6	Ridge, Jennifer	46	IM	1:15.13
7	Vazquez, Maria E	49	GAJA	1:18.39
8	Moffett, Erica L	45	SFTL	1:23.88

Heat 8 of 11 Finals

1	Hart, Jill	44	UC55	1:34.75
2	Rawson, Laurelyn L	43	L4S	1:26.75
3	Kyff, Jennifer J	41	METR	1:24.08
4	Saribalas, Amy M	42	NAM	1:12.03
5	Clements, Jennifer M	41	HFT	1:20.55
6	Moore, Alison	44	VMST	1:25.35
7	Lassen, Megan M	44	SFTL	1:28.77
8	Scott, Celia L	31	NITR	1:27.99

Heat 9 of 11 Finals

1	Schmaltz, Elizabeth R	35	MICH	2:20.00
2	Kays, Amelia A	35	ALEX	1:28.09
3	Smith, Rebecca L	37	BUMS	1:17.05
4	Limke, Tobi L	39	NBAC	1:14.51
5	Yocum, Kari	37	PALM	1:21.52
6	Swanson, Ulrika	37	UC10	1:33.51
7	McGrail, Crystie	30	GBM	1:25.00
8	Marks, Cynthia F	34	L4S	1:27.50

Heat 10 of 11 Finals

1	Galan, Juliana M	31	TERR	1:22.40
2	Mathy, Alison E	30	ARMS	1:21.00
3	Russo, Claire C	31	VMST	1:19.05
4	Grover, Mollie K	33	TERR	1:11.98
5	McIntyre, Erin	33	L4S	1:13.02
6	Spreng, Allison L	30	1776	1:20.00
7	Schoenlank, Julie A	34	GSM	1:21.54
8	Gauzens, Stephanie	30	ALEX	1:22.70

Heat 11 of 11 Finals

2	Mathews, Erin	29	MARY	1:30.62
3	Saint-Amour, Roberta C	29	REDT	1:20.00
4	Novotny, Deidre D	26	SFTL	1:08.26
5	Frale, Lauren	27	L4S	1:14.14
6	Alexander, Allison K	26	DCRP	1:20.00
7	Anderson, Abigail L	24	MTSC	1:08.30

#36 Men 100 LC Meter Backstroke

Lane	Name	Age	Team	Seed Time
Heat 1 of 17 Finals				
3	Manheim, Frank T	84	RMST	1:51.40
4	Jones, Burwell	81	SYSM	1:32.00
5	Monsein, Skip	80	DCM	1:35.00
6	Weeden, Alan	90	UC05	2:10.00
Heat 2 of 17 Finals				
1	Cheadle, Richard O	77	VMST	2:39.00
2	Learmonth, William R	75	O*H*	1:57.75
3	Pinkerton, Rolffs S	75	NCMS	1:46.33
4	Mennen, Marty A	78	INDY	1:30.00
5	Magee, Pete	77	MINN	1:42.42
6	Greer, Marshall R	78	ANCM	1:47.30
7	Fligsten, Ken E	76	MARY	2:19.15
Heat 3 of 17 Finals				
2	Diehl, David J	73	YWMA	1:56.18
3	Wall, Kenneth J	73	GERM	1:46.00
4	Reid, Walt	74	PSM	1:46.50
5	Leen, Walter D	72	GAJA	3:03.00
6	Wright, Stephen G	65	GERM	1:36.00
7	Dodge, David R	68	ARIZ	1:50.00

Heat 4 of 17 Finals

1	Trimble, Gary	72	MARY	1:44.33
2	Brundage, Warner F	71	VMST	1:38.76
3	Boak, Thomas D	71	VMST	1:30.90
4	Murillo Sanz, Alberto	70	BALM	1:26.27
5	Walker, Larry	71	SDSM	1:29.44
6	Robinson, David L	71	GERM	1:38.17
7	Winokur, Eliot	70	GOLD	1:39.67
8	Davey, Michael D	70	ALEX	1:45.98

Heat 5 of 17 Finals

1	Ten Hoor, Richard C	67	MICH	1:32.00
2	Warner, Frank	65	PSM	1:25.00
3	Phillips, Bruce	69	ARIZ	1:21.50
4	Reid, Joe	66	ARIZ	1:18.15
5	Brzezinski, Jay	67	PALM	1:18.98
6	Kornblatt, Daniel S	65	BUMS	1:24.00
7	Campbell, John F	67	MVN	1:31.00
8	Meyer, Jerry R	65	CMYM	1:35.00

Heat 6 of 17 Finals

1	Miller, Jim W	64	VMST	1:42.03
2	Downey, Andy	64	WOW	1:29.60
3	Gesund, Ricardo	64	SFTL	1:26.00
4	Jones, Robert B	63	1776	1:22.00
5	Muthler, Stephen K	63	TPIT	1:25.00
6	Gambrel, Patrick A	60	NEM	1:28.06
7	Clark, Laurence J	62	ALEX	1:35.22
8	Abbott, John A	64	GERM	2:00.00

Heat 7 of 17 Finals

1	Tingley, William	64	SKY	1:18.50
2	Perout, Jeffrey J	61	SYSM	1:13.00
3	Graham, Donald	60	PSM	1:11.53
4	Bober, Richard S	63	NCMS	1:10.00
5	Djang, Philipp A	60	SFTL	1:10.47
6	Williams, Bruce F	61	RICE	1:12.00
7	Thompson, Frank L	63	MICH	1:18.00
8	Burley, Nick E	60	MARY	1:18.60

Heat 8 of 17 Finals

1	Nakazawa, Muraji	58	RMST	1:50.00
2	Agathon, John C	55	WMST	1:19.67
3	Shake, Joe	56	UC55	1:19.11
4	Munson, Fred R	56	SYSM	1:16.00
5	Wilson, Keith K	57	ANCM	1:17.00
6	Baca, Kurt A	59	UC10	1:19.60
7	Kristek, Steven M	56	BUMS	1:19.70

Heat 9 of 17 Finals

1	Kristek, Tom	57	NITR	1:15.60
2	Hendrick, Marty	56	SFTL	1:14.06
3	Stephenson, Dan	57	ROSE	1:10.50
4	Klein, Jonathan E	57	NCMS	1:09.17
5	Kone, Bruce C	56	RICE	1:09.95
6	Marks, Ronald L	56	1776	1:13.74
7	McCarthy, Patrick J	55	GAJA	1:14.90
8	Jones, Judd	56	GAJA	1:15.79

**2014 Marriott USMS Summer Nationals
Eppley Recreation Center Natatorium
Meet Program - Sunday, August 17, 2014**

Heat 10 (#36 Men 100 LC Meter Backstroke)		
1	Sutter, John	51 CSMT 1:30.00
2	Matz, Michael S	53 PAFC 1:20.95
3	Meier, Eric	50 MELO 1:18.04
4	Jensen, James R	53 TPIT 1:17.91
5	Kress, Jay T	51 L4S 1:18.00
6	Treiman, Gerald S	54 UTAH 1:20.04
7	Evans, Brian R	50 RMST 1:25.50
Heat 11 of 17 Finals		
1	Reynolds, Curt A	54 TERR 1:16.10
2	Sohlberg, Karl	50 UC08 1:15.32
3	Rasmussen, Anders M	51 TXLA 1:04.99
4	Britt, Clay	53 ANCM 1:02.00
5	Stevenson, Chris L	50 VMST 1:03.21
6	Battle, Glenn H	53 L4S 1:10.00
7	Fenstermacher, Jim S	51 NCMS 1:16.05
8	Werlinich, Greg S	50 BDGR 1:16.81
Heat 12 of 17 Finals		
2	Lawlor, Sean	48 AAA 1:19.41
3	Williams, Neill	46 DCAC 1:09.10
4	Rees, Greg	45 SVY 1:06.18
5	Boosin, Michael J	48 CVMM 1:07.86
6	McPherson, John	47 NASH 1:16.50
Heat 13 of 17 Finals		
2	Hanneschlager, Michael E	40 L4S 1:24.50
3	Groomes, David W	40 TMM 1:16.51
4	Bishop, Christopher R	42 BUMS 1:14.58
5	White, James H	44 BSLM 1:16.00
6	Baldwin, Craig M	40 RMST 1:16.80
Heat 14 of 17 Finals		
1	Porco, Filippo M	37 NCMS 1:40.45
2	Weber, Matthew J	35 DAS 1:11.04
3	Krajewski, Thomas J	36 GMUP 1:09.05
4	Gray, Trever O	38 PSM 1:01.28
5	Nakahodo, Sidney	39 NCYM 1:09.00
6	O'Dell, Richard S	37 MOVY 1:10.84
7	Nguyen, Son	35 MESC 1:16.59
Heat 15 of 17 Finals		
2	Orton, Adam D	33 RMST 1:12.64
3	Luoma, Brian	33 CMYM 1:10.91
4	Townsend, Darian R	30 ARIZ 56.10
5	Ito, Daisuke	34 CVMM 1:06.00
6	Tomson, Scott C	33 TA 1:12.26
7	Limouze, Thomas C	30 FINS 1:15.80
Heat 16 of 17 Finals		
1	Rackham, Grant B	25 UC12 1:15.51
2	Bartlett, Andrew S	28 TPIT 1:14.83
3	Jordan, Richard L	28 SFTL 1:08.69
4	Adler, Jason	28 NAM 1:05.00
5	Jackwin, Eric L	25 SFTL 1:05.82
6	Miller, Michael	29 FINS 1:12.97
7	Snyder, Scott C	25 UC12 1:15.50
8	Taylor, Tim	27 ALEX 1:18.62
Heat 17 of 17 Finals		
3	Sturm, Zachary J	21 UC10 1:11.11
4	Lomas, Corey H	24 NEM 1:04.00
5	Ericson, William C	24 VMST 1:09.99
6	Baudler, Dean P	24 GERM 1:20.00

**2014 Marriott USMS Summer Nationals
Eppley Recreation Center Natatorium
Psych Sheet - Sunday, August 17, 2014**

#37 Women 200 LC Meter IM

Name	Age	Team	Seed Time
18-24			
1 Burnett, Rachael E	22	UC10	2:28.40
2 Howanitz, Jace C	24	RMST	2:29.00
3 King, Jordan G	24	PSM	2:30.90
25-29			
1 Novotny, Deidre D	26	SFTL	2:20.77
2 Dinkel, Paloma	26	PSM	2:27.25
3 Letendre, Denise M	26	VMST	2:35.00
4 Retotar, Allison	27	GSC	2:37.69
5 Knox, Megan J	25	L4S	2:47.00
6 Cattoni, Sari L	28	POWM	2:58.37
7 Plimpton, Hannah	29	1776	3:10.35
8 Yager, Laura L	29	WOW	3:16.51
30-34			
1 Carlson, Megan M	30	INDY	2:34.25
2 McIntyre, Erin	33	L4S	2:34.57
3 McWilliams, Katie L	31	ALEX	2:35.42
4 Grover, Mollie K	33	TERR	2:36.97
5 Kendig, Alicia M	32	SYSM	2:39.16
6 Russo, Claire C	31	VMST	2:44.71
7 Gunder, Jessica R	32	L4S	2:49.70
8 Van Horn, Alaina L	33	L4S	2:54.45
9 McGrail, Crystie	30	GBM	2:55.00
10 Strobl, Lori C	34	POWM	2:58.00
11 Callier, Viviane	30	ANCM	3:10.00
12 Heil, Leah S	33	GERM	3:10.00
13 Barthold, Faye	30	ANCM	3:11.40
14 Mockler, Shannon M	30	NAMI	3:30.00
15 Goldberg, Julie F	30	SUNF	3:50.00
16 Guevara, Marisa B	32	DCRP	4:02.66
35-39			
1 Limke, Tobi L	39	NBAC	2:38.18
2 Carlson, Jennifer M	35	RMST	2:42.49
3 Moro, Erin C	36	PALM	2:44.96
4 Wagner, Allison M	37	NYAC	2:48.00
5 Condon, Erin P	35	GSC	2:54.19
6 Szekeres, Naomi O	36	SFTL	2:59.77
7 Glasgow, Ginny Ann	35	POWM	3:30.00
40-44			
1 Day, Nadine K	44	INDY	2:35.30
2 Saribalas, Amy M	42	NAM	2:43.10
3 Bishop, Laura J	42	BUMS	3:05.00
4 Jenkins, Alison	41	NAMI	3:09.25
5 Walsh, Sheila A	44	DCAC	3:09.32
6 Golan, Elissa M	42	ANCM	3:20.00
7 Marvin, Linda L	41	INDY	3:20.19
8 Baylor, Isolde A	44	UC08	3:58.78
45-49			
1 Ridge, Jennifer	46	IM	2:37.24
2 Stone, Stephanie	47	RAM	2:40.50
3 Hug, Laurie	49	1776	2:44.42
4 Nix, Pamela J	47	NNB	2:50.00
5 Ruppe, Mary D	45	RICE	2:52.00
6 Vazquez, Maria E	49	GAJA	2:52.69
7 Phillips, Alice W	49	POWM	2:54.41
8 Nozesky, Denise L	48	GERM	2:59.68
9 Gregory, Barbie J	46	POWM	3:06.24

10 Haerian, Kathy A	46	NBAC	3:12.00
11 Wilson, Jamie W	48	PALM	3:12.26
12 Zien, Livia L	48	SPM	3:14.56
13 Franklin, Rebecca L	46	CPYM	3:15.02
14 Postma, Terri	45	GERM	3:18.51
15 Blumenthal, Pamela M	47	ANCM	3:33.94

50-54			
1 Miller, Caroline A	53	L4S	2:50.00
2 Swanson, Vibeke L	53	1776	2:50.50
3 Gallagher, Kathy	50	ARIZ	2:52.06
4 Witting, Susan M	50	SFTL	2:53.00
5 Frederic, Christine H	50	SMS	2:53.94
6 Kupan, Cheryl A	50	SPM	2:58.39
7 Burke, Barbara B	53	1776	3:04.75
8 Becker, Marlene	50	L4S	3:17.26
9 Witt, Cherie A	50	CPYM	3:20.32
10 Bennett, Sarah L	51	SFTL	3:35.46
11 Winans, Colleen P	53	MARY	3:40.00
12 Miller, Carol L	54	YWMA	3:55.00
13 Brown, Ann M	52	MERR	4:10.00

55-59			
1 Cook, Jenny L	56	UC33	2:50.14
2 Lappin, Jeanne L	59	GERM	2:57.47
3 Pujalet-Devitt, Michele M	57	DAS	3:04.27
4 Wenzel, Chris	55	SFTL	3:05.04
5 Hogan, Elizabeth	58	AAA	3:05.32
6 Early, Marilyn E	57	MICH	3:08.00
7 Murray, Gail C	57	SKY	3:10.20
8 Neville, Cathy V	57	SDSM	3:11.61
9 Belva, Carol W	59	BUMS	3:23.00
10 Alton, Dale M	57	GAJA	3:23.00
11 Frost, Holly C	55	L4S	3:26.36

60-64			
1 Pfingsraff, Joan L	60	TERR	3:02.36
2 Maccurdy, Krissy	62	PCAT	3:06.70
3 Amick, Beverly O	60	NCMS	3:12.29
4 Protzman, Barbara	60	GOLD	3:16.76
5 Tourtual, Dorothy M	63	BUMS	3:28.50
6 Guthrie, Sally K	64	MICH	3:30.78
7 Wilks, Brenda L	60	L4S	3:46.38
8 Bowie, Charlotta B	61	CRAB	4:06.00
9 Myer, Cynthia J	61	IMSC	4:09.10

65-69			
1 LeClercq, Toni M	66	PSM	3:24.68
2 Brooks, Catherine	66	AKMS	3:37.03
3 Pohlmann, Mary M	69	SLAM	3:52.41
4 Panayotoff, Kristi M	66	MESC	4:17.08
5 Butter-Sturman, Lin	65	FACT	4:41.10
6 Kaye, Elsa M	68	FACT	4:48.93

70-74			
1 Hlavacek, Ida M	72	VMST	4:21.22
2 Hannam, Karen I	74	L4S	5:30.00

75-79			
1 Leilich, Joann	75	WMST	3:50.00
2 Detrick, Johnnie	79	VMST	4:18.03
3 Arnold, Patricia F	75	SMS	5:06.42
4 Henderson, Martha J	78	FACT	5:12.66

80-84			
1 Waldbaum, Joan B	83	1776	6:36.05

2 Eisele, Barbara M	84	BMST	6:36.34
---------------------	----	------	---------

#38 Men 200 LC Meter IM

Name	Age	Team	Seed Time
18-24			
1 Burgess, Grant P	21	MERR	2:15.00
2 Kertesz, Kristof	21	SFTL	2:20.65
3 Bower, Daniel J	24	UC08	2:30.00
4 Judd, Eric A	22	WVM	2:35.00
5 Bandy, Kyle M	23	UC10	2:35.69
6 Mian, Michael	22	WOW	2:40.00
25-29			
1 Oriwol, Tobias	29	NYAC	2:12.00
2 Galan, Peter A	25	TERR	2:22.55
3 Buist, Chadwick L	28	UC12	2:24.51
4 Guiffre, John	25	ARMS	2:25.00
5 Jordan, Richard L	28	SFTL	2:26.01
6 Jackwin, Eric L	25	SFTL	2:26.73
7 Hanna, Mark P	26	GMUP	2:35.13
8 Washick, David J	25	JWM	2:39.74
9 Rackham, Grant B	25	UC12	2:39.79
10 Dorante, Miguel A	27	SFTL	2:39.88
11 George, Jason J	27	GERM	2:59.01
12 Duguay, Robert E	29	CONN	3:05.91
30-34			
1 Townsend, Darian R	30	ARIZ	2:02.09
2 McAteer, Brian	30	L4S	2:17.52
3 Kendig, Jamie M	34	SYSM	2:21.23
4 Strahota, Jeffrey R	34	TERR	2:30.08
5 Carpenter, Alex	34	1776	2:31.97
6 Lipin, Ilya A	33	FINS	2:36.18
7 Smith, Brent S	32	WH2O	2:38.42
8 Limouze, Thomas C	30	FINS	2:40.18
9 Malik, Michael J	33	PALM	2:43.10
10 Davis, Cory M	34	RMST	2:45.50
35-39			
1 Titoura, Andrei	38	COLU	2:30.00
2 Jent, Daniel E	37	ALEX	2:44.23
3 Talkington, Alan M	38	TXLA	2:50.50
4 Nguyen, Son	35	MESC	2:51.59
5 Vogel, Michel	38	SFTL	3:12.39
40-44			
1 Hicks, Stephen C	42	CMYM	2:33.85
2 Huggins, Dale R	42	TXLA	2:34.43
3 Groomes, David W	40	TMM	2:45.76
4 Baldwin, Craig M	40	RMST	2:46.07
5 Chororos, Alexander N	41	DCRP	2:48.55
6 Tomson, Farol L	43	GERM	2:51.53
7 Main, Bryan A	41	GERM	2:53.93
8 Lee, Peter S	44	NCYM	3:09.80
9 Lassen, Jason D	42	SFTL	3:24.01
45-49			
1 Roddin, Jeffrey H	45	ANCM	2:24.30
2 Hiltabiddle, Steve	48	1776	2:30.00
3 Kroupa, Andy S	45	BLU	2:32.37
4 Mayall, Randy S	48	BUMS	2:34.40
5 Williams, Neill	46	DCAC	2:35.10
6 Cockrell, Charles E	46	VMST	2:51.78
50-54			
1 Guthrie, David M	54	RICE	2:27.97

**2014 Marriott USMS Summer Nationals
Eppley Recreation Center Natatorium
Psych Sheet - Sunday, August 17, 2014**

50-54...(#38 Men 200 LC Meter IM)

2	Jimenez, Carlos A	50 RICE	2:28.27
3	Battle, Glenn H	53 L4S	2:32.00
4	Harris, Gregory	51 VMST	2:33.82
5	Yeomans, Scott	50 GSM	2:34.90
6	Crist, Jason A	52 ANCM	2:40.00
7	Fenstermacher, Jim S	51 NCMS	2:41.90
8	Werlinich, Greg S	50 BDGR	2:43.44
9	DuBay, John	50 UC18	2:45.00
10	Caudrillier, Francois J	52 BUMS	2:45.94
11	Reynolds, Curt A	54 TERR	2:47.88
12	Meier, Eric	50 MELO	2:50.00
13	Hendrickson, John J	54 NYAC	2:50.00
14	Calvert, Stan D	52 L4S	2:51.00
15	Sebring, Patrick J	52 MARY	2:54.00
16	Lee, Howard	50 STAN	2:54.15
17	Jensen, James R	53 TPIT	2:59.93
18	Porter, Erford E	52 NAMI	3:21.64
19	Treiman, Gerald S	54 UTAH	3:29.95

55-59

1	Sauer, Jim	57 TXLA	2:24.99
2	Scott, Greg C	55 CMS	2:32.00
3	Seibt, Andreas K	56 IM	2:40.00
4	Holland, David A	56 WMAC	2:40.00
5	Marks, Ronald L	56 1776	2:45.13
6	Vandam, David K	59 TXLA	2:46.77
7	McGough, Tim	57 MERR	2:47.00
8	Louie, Jamie	57 CMS	2:52.00
9	Pinto, Harlan A	57 MELO	2:54.16
10	Matysek, Jim	55 SYSM	2:56.18
11	Burgess, Douglas L	57 MERR	4:20.00

60-64

1	Colella, Rick	63 PSM	2:23.10
2	Gilchrist, Donald B	60 NCMS	2:38.00
3	Vestal, Neal L	60 NCMS	2:42.21
4	Wood, Larry W	60 TXLA	2:49.00
5	Dougherty, Stephen P	63 1776	2:50.00
6	Slugocki, Maciej Z	62 TAC	2:50.00
7	Baker, John B	63 PSM	2:59.72
8	Millholland, Carl	62 WMAC	3:09.80
9	Jones, Robert B	63 1776	3:10.00
10	Burley, Nick E	60 MARY	3:15.30
11	Gambrel, Patrick A	60 NEM	3:17.11
12	Abbott, John A	64 GERM	4:25.00

65-69

1	Springer, Douglas A	68 ARIZ	2:45.00
2	Kerns, Hubie	65 VCM	2:45.47
3	Childs, Lee	66 GOLD	2:50.00
4	Bernard, Alan D	65 TAM	2:52.62
5	Couch, Bob E	67 SYSM	2:54.17
6	Grant, Bill A	65 BAM	3:00.00
7	LeMaster, Stan	67 NTEX	3:08.85
8	Campbell, Michael T	65 TPIT	3:09.00
9	Harmon, David C	65 ANCM	3:19.00
10	Nelson, Robert H	67 NEM	3:23.28
11	Cowing, John M	65 MICH	3:25.00
12	Bernstein, Rich	68 AGUA	3:26.00
13	Zeigler, John V	69 GAJA	3:29.61
14	Kolonkowski, Bob	66 AGUA	3:38.00
15	Paulson, Laurence W	65 RMST	3:45.64
16	Kirkland, James M	67 DCM	3:50.00

70-74

1	Canales DE Mendoza, Joaqui	74 MEDI	3:11.25
2	Winokur, Eliot	70 GOLD	3:38.10
3	Brundage, Warner F	71 VMST	3:40.50
4	Robinson, David L	71 GERM	3:47.05
5	Zamon, Frederick J	72 GMUP	4:08.48
6	Hale, Art	72 MVN	6:11.45

75-79

1	Painter, David J	76 GOLD	3:35.00
2	Magee, Pete	77 MINN	3:50.00
3	Goldstein, Mel E	76 INDY	3:56.49
4	Learmonth, William R	75 O*H*	4:18.50
5	Kung, Luke C	77 FACT	5:24.69
6	Shores, Tyler	78 MARY	7:06.40

80-84

1	Grohe, William E	81 USF	5:37.06
---	------------------	--------	---------

85-89

1	Wong, Angel	86 PMS	5:41.14
---	-------------	--------	---------

**2014 Marriott USMS Summer Nationals
Eppley Recreation Center Natatorium
Meet Program - Sunday, August 17, 2014**

#39 Women 50 LC Meter Butterfly

Lane	Name	Age	Team	Seed Time
Heat 1 of 14 Finals				
3	Henderson, Martha J	78	FACT	1:02.28
4	Waldbaum, Joan B	83	1776	1:26.30
5	Eisele, Barbara M	84	BMST	1:29.21
Heat 2 of 14 Finals				
1	Preller, Joan K	66	GSMS	1:00.00
2	LeClercq, Toni M	66	PSM	38.86
3	Uustal, Diann B	68	NEM	35.71
4	Walsh Beilman, Stephanie	65	1776	42.60
5	Marens, Susan E	72	VMST	1:00.53
7	Crouse, Jeanne M	58	ANCM	55.60
Heat 3 of 14 Finals				
1	Bowie, Charlotta B	61	CRAB	46.00
2	Gault, Terry Sue M	64	VMST	42.02
3	Morrison, Lynn	60	PCAT	34.76
4	Cole, Janie	61	PCAT	33.97
5	Amick, Beverly O	60	NCMS	40.27
6	Pastel, Mary S	61	ANCM	43.00
7	Frost, Holly C	55	L4S	50.00
8	Lampe, Betty	59	UC08	50.34
Heat 4 of 14 Finals				
1	Moritz, Sharon E	55	UC21	37.49
2	Hogan, Elizabeth	58	AAA	36.90
3	Lappin, Jeanne L	59	GERM	35.30
4	Hibben, Veronica	58	UCLA	32.94
5	Mann, Melinda J	58	WMAC	33.54
6	Keisling, Christine M	58	SVY	35.90
7	Figenshu, Susan E	59	1776	37.49
8	Carpenter, Kelley C	57	SYSM	38.00
Heat 5 of 14 Finals				
1	Brown, Ann M	52	MERR	58.00
2	Hurt, Liz	50	MEMO	42.54
3	Shycoff, Barbara	54	DCRP	39.70
4	Kavanagh, Suzanne	52	NEM	41.10
5	Miller, Carol L	54	YWMA	43.00
6	Morris, Jennifer M	42	FBST	55.00
7	Baylor, Isolde A	44	UC08	55.38
Heat 6 of 14 Finals				
1	Hooe, Donna L	52	GAJA	37.72
2	Burke, Barbara B	53	1776	37.08
3	Considine-Miller, Ellen A	51	WMST	36.92
4	Miller, Caroline A	53	L4S	33.00
5	Johnson, Mindy	51	RMST	36.20
6	Thomas, Ann B	54	SFTL	36.99
7	Morton, Andrea N	52	WMST	37.50
8	Moyer, Michelle A	52	RMST	39.00
Heat 7 of 14 Finals				
1	Roberts, Renee J	49	L4S	58.23
2	Blumenthal, Pamela M	47	ANCM	43.94
3	Wynns, Kelly	48	WMAC	41.83
4	Zien, Livia L	48	SPM	36.74
5	Inverso, Kim M	49	1776	37.20
6	Leh, Tracey J	49	GAJA	43.27
7	Weigel, Emily K	49	ANCM	45.50
8	Cruz, Jorgeann R	47	METR	2:00.00

Heat 8 of 14 Finals

1	Anbar, Christie M	46	CONN	35.52
2	Viteri, Cynthia M	46	WOW	32.97
3	Wolff, Celia	48	NCMS	32.00
4	Willeboordse, Fall	48	NYAC	30.12
5	Williams, Susan O	48	NCAP	30.17
6	McPherson, Chris A	47	NASH	32.91
7	Rapuano, Lisa O	48	NBAC	34.47
8	Gregory, Barbie J	46	POWM	36.67

Heat 9 of 14 Finals

1	Walters, Suzanne J	44	NAMI	42.91
2	Smith, Maureen	44	SFTL	38.77
3	Rawson, Laurelyn L	43	L4S	36.25
4	Clements, Jennifer M	41	HFT	32.10
5	Saribalas, Amy M	42	NAM	33.66
6	Stolarz, Anna C	41	FBST	36.50
7	Hart, Jill	44	UC55	40.39
8	Sega, Ally	41	CONN	46.64

Heat 10 of 14 Finals

1	Li, Beverly	35	L4S	38.63
2	Poreda, Jacqueline H	35	UC10	35.00
3	Moro, Erin C	36	PALM	32.36
4	Chatzigeorgiou, Georgia	38	TNYA	30.40
5	Szekeress, Naomi O	36	SFTL	31.70
6	Carlson, Jennifer M	35	RMST	34.20
7	Glasgow, Ginny Ann	35	POWM	38.41
8	Stow, Meredith A	36	L4S	47.00

Heat 11 of 14 Finals

1	Goldberg, Julie F	30	SUNF	50.00
2	Marks, Cynthia F	34	L4S	41.00
3	Scott, Celia L	31	NITR	38.46
4	McGrail, Crystie	30	GBM	38.78
5	Simon, Rebecca J	34	DCRP	44.00
6	Palmer, Rosalie C	26	NITR	35.45
7	Miller, Ashley N	25	GERM	40.00

Heat 12 of 14 Finals

1	Heil, Leah S	33	GERM	35.00
2	Van Horn, Alaina L	33	L4S	34.56
3	Strobl, Lori C	34	POWM	33.62
4	Carlson, Megan M	30	INDY	31.84
5	Lastfogel, Laura L	32	SFTL	32.37
6	Gauzens, Stephanie	30	ALEX	34.00
7	Nicora, Julie	34	MERR	35.00
8	Gunder, Jessica R	32	L4S	35.52

Heat 13 of 14 Finals

1	Blaha, Karen A	28	UC12	35.00
2	Milner, Kristin E	29	VMST	32.10
3	Bentley, Margaret L	27	L4S	31.79
4	Dinkel, Paloma	26	PSM	29.58
5	Novotny, Deidre D	26	SFTL	30.30
6	Mann, Kristen M	28	UC10	31.85
7	Fuchs, Lauren	27	L4S	33.21
8	Miesfeld, Noelle	26	L4S	35.37

Heat 14 of 14 Finals

2	Shockey, Kayla	20	UC18	32.22
3	Anderson, Abigail L	24	MTSC	32.00
4	King, Jordan G	24	PSM	30.20
5	Howanitz, Jace C	24	RMST	30.55
6	Kao, Erica	24	L4S	32.10
7	Sippel, Ashley	24	GERM	35.00

#40 Men 50 LC Meter Butterfly

Lane	Name	Age	Team	Seed Time
------	------	-----	------	-----------

Heat 1 of 20 Finals

2	Rogers, Alfred J	81	GAJA	1:26.00
3	Shechter, Stanley J	82	AGUA	59.99
4	Dobler, Wally E	80	GOLD	45.00
5	Manheim, Frank T	84	RMST	52.00
6	Barrett, Steve	81	NCMS	1:01.72
7	Zamon, Frederick J	72	GMUP	47.92

Heat 2 of 20 Finals

1	Shores, Tyler	78	MARY	1:25.00
2	Bailie, Bob	79	WMST	43.00
3	Goldstein, Mel E	76	INDY	42.22
4	Hamada, Ahmed G	75	GOLD	40.04
5	Katz, Jerry A	76	GSM	43.00
6	Painter, David J	76	GOLD	44.00
7	Walker, Larry	71	SDSM	42.88
8	Robinson, David L	71	GERM	46.56

Heat 3 of 20 Finals

1	Lodwig, Keefe L	71	GOLD	40.00
2	White, Bernard T	71	NCMS	38.90
3	Richardson, Walter P	71	MOVY	36.79
4	Claret, Josep	70	NAGI	31.07
5	Quiggin, David	70	GOLD	31.44
6	Rolston, Howard	74	GOLD	36.90
7	Bell, John L	72	SDSM	39.20
8	Hale, Art	72	MVN	41.74

Heat 4 of 20 Finals

1	Beisel, Dan	62	CMYM	37.33
2	Henry, Robert M	61	UC07	35.00
3	Muthler, Stephen K	63	TPIT	34.00
4	Grimes, David R	62	UC08	33.10
5	Dearfield, Kerry L	62	L4S	34.57
6	Downey, Andy	64	WOW	37.20
7	Wagner, John	65	YWMA	59.09

Heat 5 of 20 Finals

1	Campbell, John F	67	MVN	36.30
2	Nickodem, Peter W	65	HLJ	35.60
3	Nielsen, Charles D	69	MINN	32.95
4	Gruber, Glenn A	65	VCM	31.02
5	Childs, Lee	66	GOLD	31.50
6	Campbell, Michael T	65	TPIT	34.50
7	Brzezinski, Jay	67	PALM	36.30
8	Kirkland, James M	67	DCM	39.00

**2014 Marriott USMS Summer Nationals
Eppley Recreation Center Natatorium
Meet Program - Sunday, August 17, 2014**

Heat 6 (#40 Men 50 LC Meter Butterfly)

1	Ellicott, Stuart W	62 NHS	32.00
2	McCleskey, Edwin W	61 ANCM	30.90
3	Williams, Bruce F	61 RICE	30.00
4	Graham, Donald	60 PSM	28.22
5	Martin, Doug	61 ARKM	29.00
6	Trevisan, Paul T	63 NCMS	30.70
7	Vestal, Neal L	60 NCMS	30.96
8	Jones, Robert B	63 1776	32.50

Heat 7 of 20 Finals

3	Burgess, Douglas L	57 MERR	39.00
4	White, Tim	59 NCMS	34.63
5	Kristek, Steven M	56 BUMS	35.00
6	Miller, Hoyle	55 L4S	42.00

Heat 8 of 20 Finals

1	Griffin, Jim	56 UC10	34.37
2	Dondi, Beda C	59 SFTL	33.10
3	Feinstein, John	59 ANCM	32.90
4	McGough, Tim	57 MERR	32.22
5	Ellis, Joel	56 CARL	32.51
6	Cheney, David W	56 ANCM	33.00
7	Nitkiewicz, Alexander M	57 UC10	34.00
8	Baca, Kurt A	59 UC10	34.60

Heat 9 of 20 Finals

1	Kahn, Roger	59 SYSM	31.00
2	Holland, David A	56 WMAC	30.50
3	Fisher, Dennis E	55 CSMT	30.10
4	Kone, Bruce C	56 RICE	28.44
5	Klein, Jonathan E	57 NCMS	29.91
6	Shake, Joe	56 UC55	30.43
7	Reider, Pete J	59 TERR	30.71
8	McCarthy, Patrick J	55 GAJA	31.92

Heat 10 of 20 Finals

2	Treiman, Gerald S	54 UTAH	42.97
3	Jensen, James R	53 TPIT	33.35
4	Young, Stanford R	50 TXLA	32.02
5	Sutter, John	51 CSMT	33.00
6	Matz, Michael S	53 PAFC	35.07
7	Blumenthal, Daniel J	51 ANCM	52.00

Heat 11 of 20 Finals

1	Hayward, David S	54 NOVA	32.00
2	DiBenedetto, Robert J	51 GYMS	31.18
3	Fenstermacher, Jim S	51 NCMS	30.13
4	Malone, Kenneth G	50 MARY	29.86
5	Crist, Jason A	52 ANCM	30.00
6	McGuire, James W	50 SVY	30.80
7	Kovalovsky, Kelly J	53 BUMS	32.00
8	Sebring, Patrick J	52 MARY	32.00

Heat 12 of 20 Finals

1	Wasko, Frank A	54 NOVA	29.33
2	Bitzenhofer, Mike A	50 NCMS	28.34
3	Rasmussen, Anders M	51 TXLA	27.34
4	Stevenson, Chris L	50 VMST	27.00
5	Gordon, Matthew H	51 UC05	27.10
6	Beattie, John R	53 BLU	27.80
7	Jimenez, Carlos A	50 RICE	29.00
8	Young, Robert A	50 IM	29.82

Heat 13 of 20 Finals

2	Chororos, Alexander N	41 DCRP	36.00
3	Carlson, John	43 RMST	31.50
4	Loreto, James A	42 UC09	33.00
5	Connelly, Patrick	47 ANCM	31.51
6	Purcell, Frank J	48 MACH	42.00
7	Miller, Jeffrey A	37 NCYM	33.45

Heat 14 of 20 Finals

1	Ames, Eddie	45 SFTL	31.50
2	Kroupa, Andy S	45 BLU	29.10
3	Roddin, Jeffrey H	45 ANCM	27.40
4	Rees, Greg	45 SVY	27.30
5	Hiltabiddle, Steve	48 1776	27.30
6	Williams, Neill	46 DCAC	28.12
7	Markoff, Douglas A	49 GERM	30.89
8	Coates, Ed M	48 TXLA	31.50

Heat 15 of 20 Finals

1	Courtney, Chris	42 ARIZ	31.28
2	Goodison, Michael R	42 TERR	30.49
3	Slamon, Nicholas B	42 UC08	29.00
4	Doane, Michael P	44 TERR	27.97
5	Glass, Mark W	40 DAMM	28.43
6	Butcher, Rob	42 SYSM	29.50
7	Hynes, Brodie	40 BLU	30.63
8	Hanneschlager, Michael E	40 L4S	31.47

Heat 16 of 20 Finals

1	Richard, Jean-Philippe	38 DCAC	31.85
2	Jent, Daniel E	37 ALEX	30.88
3	Titoura, Andrei	38 COLU	30.00
4	Krajewski, Thomas J	36 GMUP	28.50
5	Werner, David F	36 BUMS	29.18
6	Weber, Matthew J	35 DAS	30.47
7	Talkington, Alan M	38 TXLA	31.02
8	Forst, Jeremy S	36 INDY	33.23

Heat 17 of 20 Finals

1	Shaw, Chris	32 TERR	34.10
2	Keyes, Brett R	31 UC10	31.32
3	Kendig, Jamie M	34 SYSM	26.83
4	Strahota, Jeffrey R	34 TERR	29.59
5	DiBari, Andrew	32 CMYM	33.70
6	Xu, Allen	27 L4S	33.00
7	George, Jason J	27 GERM	33.28

Heat 18 of 20 Finals

1	Taylor, Tim	27 ALEX	32.50
2	Phillips, Michael A	28 TPIT	30.67
3	Adler, Jason	28 NAM	30.00
4	Buist, Chadwick L	28 UC12	29.75
5	Miller, Joshua S	29 OHSP	29.98
6	Snyder, Scott C	25 UC12	30.23
7	Bartlett, Andrew S	28 TPIT	30.86
8	Miller, Christopher L	25 WMST	32.75

Heat 19 of 20 Finals

1	Goodpasture, Jesse R	28 UC21	29.00
2	Shaheen, Luke	26 L4S	28.82
3	Moritz, Nathan B	25 UC21	28.43
4	Garza, Richard J	26 WOW	26.88
5	Javaid, Usman	27 WAPD	28.34
6	Garner, Sam A	29 L4S	28.50
7	Jordan, Richard L	28 SFTL	28.87
8	Hanna, Mark P	26 GMUP	29.21

Heat 20 of 20 Finals

1	Ericson, William C	24 VMST	29.99
2	Garcia, Mike	22 LIEM	29.00
3	Burgess, Grant P	21 MERR	28.50
4	Rutkin, Lance J	20 SFTL	27.70
5	Bandy, Kyle M	23 UC10	28.49
6	Lomas, Corey H	24 NEM	28.50
7	Sturm, Zachary J	21 UC10	29.67
8	Avery, Benjamin O	22 L4S	30.71

**2014 Marriott USMS Summer Nationals
Eppley Recreation Center Natatorium
Psych Sheet - Sunday, August 17, 2014**

#41 Women 200 LC Meter Breaststroke

Name	Age	Team	Seed Time
25-29			
1 Dorante, Ewa M	25	SFTL	2:50.00
2 Letendre, Denise M	26	VMST	2:50.00
3 Fuchs, Lauren	27	L4S	2:55.62
4 Retotar, Allison	27	GSC	3:05.21
5 Mann, Kristen M	28	UC10	3:13.17
6 Plimpton, Hannah	29	1776	3:16.86
7 Cattoni, Sari L	28	POWM	3:23.48
8 Yager, Laura L	29	WOW	3:38.01
30-34			
1 Carlson, Megan M	30	INDY	2:49.06
2 Russo, Claire C	31	VMST	3:02.38
3 Lastfogel, Laura L	32	SFTL	3:08.21
4 Gunder, Jessica R	32	L4S	3:12.21
5 Jakubchak, Lindsey N	32	ALEX	3:25.42
6 Stutz, Kathleen J	32	SFTL	3:35.05
7 Vera, Josephine P	31	NAMI	3:35.99
8 Callier, Viviane	30	ANCM	3:36.00
35-39			
1 Gardner, Anna	37	ACM	3:08.00
2 Darling, Karen M	39	IM	3:20.00
3 Li, Beverly	35	L4S	3:26.23
4 Kays, Amelia B	35	ALEX	3:34.80
5 Chaves-Fonnegra, Andia	35	SFTL	3:36.24
6 Simpson, Annemarie K	35	RAID	3:39.00
7 Rosenblat, Daniela	39	SFTL	3:39.40
40-44			
1 Walsh, Sheila A	44	DCAC	3:21.15
2 Volz, Kristin R	41	SFTL	3:35.77
3 Golan, Elissa M	42	ANCM	3:55.00
4 Baylor, Isolde A	44	UC08	4:07.79
45-49			
1 Ruppe, Mary D	45	RICE	3:13.38
2 Vazquez, Maria E	49	GAJA	3:15.97
3 Postma, Terri	45	GERM	3:27.25
4 Zien, Livia L	48	SPM	3:29.28
5 Haerian, Kathy A	46	NBAC	3:33.00
6 Wilson, Jamie W	48	PALM	3:36.69
7 Franklin, Rebecca L	46	CPYM	3:42.60
50-54			
1 Witting, Susan M	50	SFTL	3:09.00
2 Frederic, Christine H	50	SMS	3:18.69
3 Swanson, Vibeke L	53	1776	3:25.52
4 Miller, Patricia M	53	VMST	3:25.67
5 Witt, Cherie A	50	CPYM	3:28.43
6 Kupan, Cheryl A	50	SPM	3:39.74
7 Morton, Andrea N	52	WMST	3:46.89
8 Dawson, Mandy	52	RMST	3:47.53
9 Bennett, Sarah L	51	SFTL	3:51.40
10 Krugman, Elaine	52	GAJA	4:06.14
11 Chin-Ogilvie, Adrienne	54	SFTL	4:09.46
12 Winans, Colleen P	53	MARY	4:15.00
13 Matysek, Anna Lea	53	SYSM	4:30.00
55-59			
1 Cook, Jenny L	56	UC33	3:09.59
2 Wenzel, Chris	55	SFTL	3:28.29
3 Alton, Dale M	57	GAJA	3:28.50

4 De Herder, Elizabeth F	56	PALM	3:38.90
5 Pujalet-Devitt, Michele M	57	DAS	3:39.74
6 Clair, Kathleen S	56	1776	3:54.82
7 Henley, Cynthia P	56	SFTL	3:59.79
8 Hood, Patricia B	59	1776	4:15.00
9 Schueckler, Leslie	59	BUMS	4:18.00
10 Wymelenberg, Lynn A	59	RMST	4:25.00
11 Baldwin, Patricia A	59	SKY	4:25.25
12 Smath, Meg	58	SKY	4:30.00
13 Palfey, Janet R	55	L4S	4:54.00
60-64			
1 Maccurdy, Krissy	62	PCAT	3:20.45
2 Kohn, Catherine K	61	SLAM	3:32.85
3 Boslego, Barbara E	59	RMST	3:41.68
4 Craftey, Joan P	61	UC06	3:55.00
5 Swedler, Susan M	61	HFT	4:15.00
6 Myer, Cynthia J	61	IMSC	4:15.04
7 Baldwin, Arthemise B	64	WOW	4:16.15
8 Mitchell, Anita M	64	SFTL	5:15.00
65-69			
1 Pettijohn, Margot K	68	ANCM	3:32.71
2 Brooks, Catherine	66	AKMS	3:59.42
3 Webb, Linda	69	SFTL	4:12.43
4 Panayotoff, Kristi M	66	MESC	4:38.35
5 McKenney, Marilyn	67	FACT	4:47.49
6 Johnston, Jennifer G	67	L4S	8:30.57
70-74			
1 Marens, Susan E	72	VMST	4:50.34
2 Hannam, Karen I	74	L4S	5:48.04
75-79			
1 Leilich, Joann	75	WMST	3:35.00
2 Arnold, Patricia F	75	SMS	5:01.86
#42 Men 200 LC Meter Breaststroke			
Name	Age	Team	Seed Time
18-24			
1 Kertesz, Kristof	21	SFTL	2:32.94
2 Whinnery, Typ	23	UC27	2:47.95
3 Judd, Eric A	22	WVM	2:59.71
25-29			
1 Yung, Cejih J	29	TERR	2:28.17
2 Mistry, Cy	25	WMAC	2:30.00
3 Conroy, Chris	29	PSM	2:36.00
4 Dorante, Miguel A	27	SFTL	2:39.77
5 Jerden, Alex D	27	DOC	2:40.14
6 Garza, Richard J	26	WOW	2:45.12
7 Levendoski, Matthew G	28	AAA	3:04.88
8 George, Jason J	27	GERM	3:14.44
9 Duguay, Robert E	29	CONN	3:16.00
30-34			
1 Deery, Kyle B	30	SYSM	2:27.48
2 Montgomery, David F	30	UC08	2:34.88
3 Lipin, Ilya A	33	FINS	2:49.88
4 Vera, Arturo R	31	NAMI	2:55.56
5 Davis, Cory M	34	RMST	3:13.00
6 Chung, Jason J	34	L4S	3:20.00
35-39			
1 Holden, Blake A	38	TERR	2:26.87
2 Nguyen, Son	35	MESC	2:59.59

3 Richard, Jean-Philippe	38	DCAC	3:10.99
4 Porco, Filippo M	37	NCMS	3:15.00
5 Barnes, Thomas G	37	UC08	3:35.00
40-44			
1 Huggins, Dale R	42	TXLA	2:55.23
2 Hicks, Stephen C	42	CMYM	2:55.44
3 Baldwin, Craig M	40	RMST	3:05.21
45-49			
1 Fiser, Graeme A	48	SFTL	2:41.66
2 Lee, Michael P	47	MARY	2:47.00
3 Hazard, Michael J	45	DAMD	2:55.00
4 Esko, Kevin L	48	PSM	2:55.03
5 Cockrell, Charles E	46	VMST	3:00.62
6 Williams, Jeffery S	46	GERM	3:14.43
50-54			
1 Guthrie, David M	54	RICE	2:27.91
2 Harris, Gregory	51	VMST	2:53.68
3 Thompson, Anthony G	50	MOVY	2:55.55
4 Vargas, Daniel	54	ARIZ	2:56.05
5 Meier, Eric	50	MELO	3:00.00
6 Harris, Mark E	52	ALEX	3:05.00
7 Aubrey, Michael	53	SFTL	3:06.00
8 Osinovsky, Alex G	50	RMST	3:08.19
9 Grecco, Paul A	53	GMUP	3:08.27
10 Martin, Michael P	54	UC08	3:16.00
11 Sohlberg, Karl	50	UC08	3:21.77
12 Convis, Bradley A	52	WAVA	3:25.73
55-59			
1 Scott, Greg C	55	CMS	2:44.00
2 Holland, David A	56	WMAC	2:49.00
3 Brenner, Bill	56	SYSM	2:55.81
4 Tuchler, David	56	IM	2:56.00
5 Matysek, Jim	55	SYSM	2:56.77
6 Holmberg, Tom	56	IM	3:00.86
7 Neville, Richard	58	FAST	3:01.21
8 Seibt, Andreas K	56	IM	3:06.00
9 Louie, Jamie	57	CMS	3:07.44
10 Clark, David L	57	WMAC	3:09.95
11 Paxton, Anthony C	56	ACM	3:10.00
12 Pinto, Harlan A	57	MELO	3:22.57
13 Jones, Judd	56	GAJA	3:24.72
60-64			
1 Colella, Rick	63	PSM	2:42.84
2 Gilchrist, Donald B	60	NCMS	2:56.00
3 Ellicott, Stuart W	62	NHS	2:58.00
4 Vestal, Neal L	60	NCMS	3:02.78
5 Dougherty, Stephen P	63	1776	3:05.00
6 Wright, Mark	61	MERR	3:16.00
7 Hoffman, Charles L	64	TERR	3:16.00
8 Abbate, Gary A	60	TPIT	3:16.29
9 Bohan, Richard P	63	BERK	3:20.00
10 Baker, John B	63	PSM	3:21.00
11 Husson, Timothy R	60	HFT	3:55.05
12 Larson, Allen J	61	SFTL	4:06.27
13 Boyle, Michael F	63	RMST	4:20.17
14 Forgione, David J	60	MICH	6:00.00
65-69			
1 Stark, Allen L	65	OREG	2:55.03
2 Springer, Douglas A	68	ARIZ	3:03.00

**2014 Marriott USMS Summer Nationals
Eppley Recreation Center Natatorium
Psych Sheet - Sunday, August 17, 2014**

65-69...(#42 Men 200 LC Meter Breaststroke)		
3	Rollins, Bruce W	65 WMST 3:25.02
4	Zeigler, John V	69 GAJA 3:39.69
5	Nelson, Robert H	67 NEM 3:40.09
6	Cowing, John M	65 MICH 3:45.00
7	Winton, Robert F	67 GAJA 4:18.13
8	Brooks, Forest	67 AKMS 7:23.32
70-74		
1	Cole, Henry E	70 COLU 3:24.00
2	Fuenmayor, Jose	70 UC15 3:56.15
3	Pohlmann, John T	71 SLAM 3:56.16
4	Gaulrapp, Edward H	72 VMST 3:58.87
5	Galletly, Sandy	72 VMST 4:11.53
6	Leen, Walter D	72 GAJA 7:07.00
75-79		
1	Wiedamann, Karl E	76 GOLD 3:45.78
2	Medici, John C	76 O*H* 4:12.70
3	Diamond, Louis H	75 ANCM 4:26.56
4	Learmonth, William R	75 O*H* 4:47.05
5	Gerson, Gordon M	78 RMST 5:03.04
80-84		
1	Good, Larry A	80 SLAM 4:00.00
2	Lyons, Thomas F	81 VMST 4:39.40
3	Barrett, Steve	81 NCMS 5:09.12
85-89		
1	Woods, Albert H	85 GAJA 4:45.62

National Records

USMS LCM RECORDS

AS OF 16-Jul-14

MEN				WOMEN				
21.78	07-01-12	Josh Schneider	50 M Free	18-24	50 M Free	Kara J Denby	07-26-09	26.22
49.37	06-28-12	Josh Schneider	100 M Free		100 M Free	Jenny von Jouanne	07-22-12	58.25
1:52.74	08-16-98	Joe P Tristan	200 M Free		200 M Free	Jessica Foschi	08-17-03	2:03.06
4:04.68	08-13-07	Hyun Seung Lee	400 M Free		400 M Free	Julia Stowers	07-05-03	4:16.72
8:44.94	08-19-07	Peter Galan	800 M Free		800 M Free	Luane Rowe	08-09-13	9:11.32
16:58.37	08-07-13	Jacob J Jezek	1500 M Free		1500 M Free	Luane Rowe	07-05-12	17:22.39
26.91	08-15-05	Dave Rollins	50 M Back		50 M Back	Emile C Ewing	08-05-11	30.84
53.61	06-27-12	Eugene Godsoe	100 M Back		100 M Back	Jenny von Jouanne	07-20-12	1:04.67
2:08.63	08-11-10	Vicente E Andrade	200 M Back		200 M Back	Sarabeth Schweitzer	08-20-00	2:19.70
28.87	08-15-05	Dave Rollins	50 M Breast		50 M Breast	Breeja Larson	07-31-11	33.25
1:01.41	06-25-12	Elliot Keefer	100 M Breast		100 M Breast	Breeja Larson	07-30-11	1:10.32
2:11.10	06-29-12	Elliot Keefer	200 M Breast		200 M Breast	Marissa L Clapp	07-19-09	2:36.61
24.83	07-23-09	Noah Copeland	50 M Fly		50 M Fly	Meg B Gill	07-12-09	28.62
52.47	06-30-12	Eugene Godsoe	100 M Fly		100 M Fly	Laura M Davis	06-29-08	1:01.04
2:08.62	08-13-07	Hyun Seung Lee	200 M Fly		200 M Fly	Laura M Davis	07-02-08	2:12.75
2:09.30	08-15-05	Dave Rollins	200 M IM		200 M IM	Laura M Davis	07-01-08	2:16.06
4:44.53	08-21-10	Peter A Galan	400 M IM		400 M IM	Jamie L Marks	08-10-10	5:08.00
22.59	08-28-83	Kevin C De Forrest	50 M Free	25-29	50 M Free	Andrea A Georoff	07-01-12	26.05
50.45	06-07-13	Matthew W McGinnis	100 M Free		100 M Free	Andrea A Georoff	06-29-12	56.97
1:50.69	06-26-13	Alex Wold	200 M Free		200 M Free	Sheila Taormina	12-02-95	2:02.06
3:55.01	06-28-13	Alex Wold	400 M Free		400 M Free	Sheila Taormina	12-02-95	4:13.03
8:24.67	06-29-97	Alex Kostich	800 M Free		800 M Free	Rachel Komisarz	07-19-01	8:47.44
16:13.89	08-10-97	Alex Kostich	1500 M Free		1500 M Free	Rachel Komisarz	07-19-01	16:39.77
26.05	05-22-11	Adam M Mania	50 M Back		50 M Back	Diane M Graner-Gallas	08-20-89	30.80
55.15	08-03-11	Adam M Mania	100 M Back		100 M Back	Kelly M Harrigan	07-31-11	1:06.44
2:07.57	08-23-92	John Keppeler	200 M Back		200 M Back	Diane M Graner-Gallas	08-20-89	2:19.97
27.96	08-04-11	Mark Gangloff	50 M Breast		50 M Breast	Megan M Jendrick	07-10-10	31.60
1:00.68	06-28-13	BJ Johnson	100 M Breast		100 M Breast	Justine L Mueller	06-28-13	1:09.10
2:10.09	06-26-13	BJ Johnson	200 M Breast		200 M Breast	Justine L Mueller	06-26-13	2:29.90
23.71	08-16-08	Kohei Kawamoto	50 M Fly		50 M Fly	Jennifer Brooks	08-03-03	28.19
53.09	08-15-08	Kohei Kawamoto	100 M Fly		100 M Fly	Justine L Mueller	06-27-13	59.99
2:05.76	07-21-02	Jason H Eaddy	200 M Fly		200 M Fly	Sheila Taormina	12-17-95	2:17.51
2:04.40	07-14-13	Adam J Ritter	200 M IM		200 M IM	Justine L Mueller	06-29-13	2:14.03
4:20.83	06-27-13	Alex Wold	400 M IM		400 M IM	Sara Shand	07-30-89	5:06.34
22.13	07-13-13	Roland M Schoeman	50 M Free	30-34	50 M Free	Erika A Erndl	08-08-09	25.57
49.63	06-28-12	Nicholas J Brunelli	100 M Free		100 M Free	Erika A Erndl	08-05-09	54.59
1:49.94	04-25-14	Darian R Townsend	200 M Free		200 M Free	Erika A Erndl	08-07-09	1:58.92
4:05.61	08-11-02	Erik Hochstein	400 M Free		400 M Free	Dawn M Heckman	08-03-10	4:17.52
8:40.19	11-14-93	Rowdy Gaines	800 M Free		800 M Free	Dawn M Heckman	05-30-10	8:46.22
16:36.06	08-22-93	Bobby Patten	1500 M Free		1500 M Free	Dawn M Heckman	04-25-10	17:07.54
25.13	06-27-13	Adam M Mania	50 M Back		50 M Back	Noriko Inada	07-08-12	28.57
55.30	06-28-13	Adam M Mania	100 M Back		100 M Back	Noriko Inada	08-06-11	1:01.78
2:05.62	07-09-94	Sean Murphy	200 M Back		200 M Back	Sarabeth E Metzger	08-06-09	2:17.61
27.97	06-27-13	Mark Gangloff	50 M Breast		50 M Breast	Katie McClelland	08-15-08	33.20
1:00.22	06-25-12	Mark Gangloff	100 M Breast		100 M Breast	Katie McClelland	08-16-08	1:13.29
2:18.04	07-07-12	Gary N Marshall	200 M Breast		200 M Breast	Wenke Hansen	08-23-99	2:41.51
23.26	07-13-13	Roland M Schoeman	50 M Fly		50 M Fly	Martina Moravcova	06-07-08	27.48
54.83	07-06-12	Kevin Doak	100 M Fly		100 M Fly	Martina Moravcova	06-07-08	58.81
2:03.76	08-12-10	Matt R Haupt	200 M Fly		200 M Fly	Kim Vandenberg	06-25-13	2:15.65
2:02.07	04-26-14	Darian R Townsend	200 M IM		200 M IM	Erika A Erndl	08-08-09	2:13.72
4:40.22	07-09-94	Sean Murphy	400 M IM		400 M IM	Erika A Erndl	06-29-08	4:47.06
23.35	06-30-12	Brian L Jacobson	50 M Free	35-39	50 M Free	Erika A Erndl	06-29-13	25.52
51.49	07-16-95	Rowdy Gaines	100 M Free		100 M Free	Erika A Erndl	06-25-13	55.17
1:52.84	08-06-06	Vlad Pshnenko	200 M Free		200 M Free	Erika A Erndl	06-26-13	2:00.04
4:07.64	07-16-95	Rowdy Gaines	400 M Free		400 M Free	Dawn M Heckman	06-01-12	4:16.19
8:38.73	11-12-95	Rowdy Gaines	800 M Free		800 M Free	Dawn M Heckman	06-03-12	8:47.28
16:32.72	08-14-08	Christopher S Derks	1500 M Free		1500 M Free	Heidi S George	07-12-13	17:42.64
27.03	08-08-09	Edilson O Silva	50 M Back		50 M Back	Noriko Inada	07-13-13	29.93

59.18	08-10-06	Michael Ross	100 M Back		100 M Back	Noriko Inada	08-08-13	1:03.04
2:07.16	07-29-01	Ron Karnaugh	200 M Back		200 M Back	Karlyn Pipes-Neilsen	08-10-97	2:18.20
28.53	05-25-09	Jeff P Commings	50 M Breast		50 M Breast	Katie Glenn	08-09-13	32.86
1:03.76	07-14-13	Jeff P Commings	100 M Breast		100 M Breast	Cynthia J Lewis	05-27-12	1:12.30
2:20.34	08-06-11	Steve T West	200 M Breast		200 M Breast	Katie Glenn	08-10-13	2:39.78
25.00	08-18-02	Wade V King	50 M Fly		50 M Fly	Noriko Inada	08-09-13	27.80
56.07	08-15-04	Michael Ross	100 M Fly		100 M Fly	Erika A Erndl	06-27-13	59.52
2:06.74	06-27-96	Jeffrey S Stuart	200 M Fly		200 M Fly	Karlyn Pipes-Neilsen	08-10-97	2:20.21
2:05.64	12-07-02	Ronald D Karnaugh	200 M IM		200 M IM	Karlyn Pipes-Neilsen	07-19-97	2:22.42
4:34.10	07-29-01	Ron Karnaugh	400 M IM		400 M IM	Karlyn Pipes-Neilsen	08-15-98	5:02.67
23.60	08-10-13	Brian L Jacobson	50 M Free	40-44	50 M Free	Dara G Torres	07-06-08	24.25
51.72	08-01-10	Vlad Pyshnenko	100 M Free		100 M Free	Dara G Torres	07-04-08	53.78
1:53.65	08-02-10	Vlad Pyshnenko	200 M Free		200 M Free	Karlyn Pipes-Neilsen	05-25-03	2:09.00
4:06.74	07-24-09	Erik Hochstein	400 M Free		400 M Free	Janet B Evans	08-13-11	4:22.87
8:37.81	07-25-10	Alex G Kostich	800 M Free		800 M Free	Janet B Evans	06-11-11	8:59.06
16:36.91	07-23-10	Alex G Kostich	1500 M Free		1500 M Free	Karlyn Pipes-Neilsen	08-11-03	17:56.52
27.47	08-23-08	Michael S Ross	50 M Back		50 M Back	Erika L Braun	06-22-13	31.54
59.08	08-07-09	Michael S Ross	100 M Back		100 M Back	Jody L Smith	08-07-09	1:07.21
2:13.37	08-10-06	Sean Murphy	200 M Back		200 M Back	Jody L Smith	08-06-09	2:23.18
29.38	07-08-12	Steve T West	50 M Breast		50 M Breast	Susan von der Lippe	07-23-06	33.25
1:03.76	07-06-12	Steve T West	100 M Breast		100 M Breast	Susan G Von Der Lippe	06-30-08	1:12.12
2:19.01	07-07-12	Steve T West	200 M Breast		200 M Breast	Susan von der Lippe	08-09-06	2:38.44
25.57	08-06-09	Michael S Ross	50 M Fly		50 M Fly	Erika L Braun	06-08-13	28.36
56.43	08-23-08	Michael S Ross	100 M Fly		100 M Fly	Susan G Von Der Lippe	06-29-08	1:02.47
2:05.55	07-11-04	Dennis G Baker	200 M Fly		200 M Fly	Karlyn Pipes-Neilsen	08-17-03	2:24.77
2:14.13	07-25-09	Erik Hochstein	200 M IM		200 M IM	Susan von der Lippe	08-05-07	2:25.03
4:49.42	08-15-05	Dennis Baker	400 M IM		400 M IM	Karlyn Pipes-Neilsen	08-01-04	5:09.83
24.29	08-10-06	Paul L Smith	50 M Free	45-49	50 M Free	Susan Walsh	08-13-07	27.44
53.90	08-23-99	Jack R Groselle	100 M Free		100 M Free	Fall Willeboordse	06-17-12	59.62
1:57.89	08-06-09	Keith M Switzer	200 M Free		200 M Free	Karlyn Pipes-Neilsen	06-13-09	2:10.09
4:09.20	07-19-08	Dennis G Baker	400 M Free		400 M Free	Karlyn Pipes-Neilsen	09-06-08	4:35.84
8:51.98	08-09-10	Jeff T Erwin	800 M Free		800 M Free	Karlyn Pipes-Neilsen	08-05-07	9:24.11
16:38.81	08-10-09	Jeff T Erwin	1500 M Free		1500 M Free	Suzanne Heim-Bowen	08-17-03	17:55.83
28.05	06-07-08	Steve Wood	50 M Back		50 M Back	Ellen M Reynolds	07-07-12	31.71
						Ellen M Reynolds	05-22-11	31.71
						Valerie G Jenkins	08-17-08	31.71
1:00.13	06-08-08	Steve Wood	100 M Back		100 M Back	Karlyn Pipes-Neilsen	05-24-09	1:08.11
2:13.37	08-12-12	Rich E Saeger	200 M Back		200 M Back	Karlyn Pipes-Neilsen	05-22-09	2:26.06
30.59	06-08-08	David M Guthrie	50 M Breast		50 M Breast	Susan G Von Der Lippe	07-17-10	33.66
1:07.38	08-16-08	David M Guthrie	100 M Breast		100 M Breast	Susan G Von Der Lippe	07-17-10	1:14.41
2:27.79	08-17-08	David M Guthrie	200 M Breast		200 M Breast	Caroline Krattli	08-05-07	2:45.20
25.65	07-08-12	Nicholas W Decker	50 M Fly		50 M Fly	Susan G Von Der Lippe	07-17-10	29.12
56.42	08-04-02	Paul V Carter	100 M Fly		100 M Fly	Karlyn Pipes-Neilsen	09-06-08	1:05.69
2:04.07	07-19-08	Dennis G Baker	200 M Fly		200 M Fly	Karlyn Pipes-Neilsen	06-20-09	2:24.34
2:14.90	08-22-10	Jerome A Frentsos	200 M IM		200 M IM	Karlyn Pipes-Neilsen	08-16-08	2:27.57
4:47.65	08-21-10	Jerome A Frentsos	400 M IM		400 M IM	Karlyn Pipes-Neilsen	09-05-08	5:13.85
24.58	08-09-09	Rowdy Gaines	50 M Free	50-54	50 M Free	Laura B Val	08-18-01	28.22
54.93	03-21-04	Jack Groselle	100 M Free		100 M Free	Laura B Val	08-19-01	1:01.13
2:00.34	08-13-07	Dan Stephenson	200 M Free		200 M Free	Jill S Hernandez	08-08-13	2:13.18
4:16.61	08-13-07	Dan Stephenson	400 M Free		400 M Free	Jill S Hernandez	08-11-13	4:40.66
9:00.39	06-05-13	Keith M Switzer	800 M Free		800 M Free	Suzanne M Heim-Bowen	04-18-08	9:48.81
17:08.33	08-20-00	Jim Mc Conica	1500 M Free		1500 M Free	Suzanne M Heim-Bowen	08-14-08	18:32.76
28.60	08-05-11	Steve Wood	50 M Back		50 M Back	Leslie C Livingston	06-22-13	32.41
1:01.89	08-06-11	Steve Wood	100 M Back		100 M Back	Ellen M Reynolds	01-26-14	1:09.64
2:17.57	06-11-12	Michael P Soderlund	200 M Back		200 M Back	Ellen M Reynolds	05-18-14	2:26.94
30.48	08-09-13	David M Guthrie	50 M Breast		50 M Breast	Melinda Mann	08-07-06	37.51
1:07.16	08-08-13	David M Guthrie	100 M Breast		100 M Breast	Melinda J Mann	08-06-09	1:23.21
2:27.91	07-31-13	David M Guthrie	200 M Breast		200 M Breast	Sharon M Weiss	08-10-13	3:05.00
25.88	08-16-08	Paul V Carter	50 M Fly		50 M Fly	Leslie C Livingston	06-23-13	30.29
57.23	08-15-08	Paul V Carter	100 M Fly		100 M Fly	Jill S Hernandez	08-13-11	1:07.80
2:13.80	07-09-11	Dennis G Baker	200 M Fly		200 M Fly	Laura B Val	08-18-01	2:31.55

National Records

2:18.05	07-25-09	Jamie Fowler	200 M IM		200 M IM	Ellen M Reynolds	05-17-14	2:34.73
4:57.93	08-10-13	Darren D Phelan	400 M IM		400 M IM	Ellen M Reynolds	05-16-14	5:22.39
25.01	06-07-09	Jack R Groselle	50 M Free	55-59	50 M Free	Laura B Val	08-17-08	28.69
56.08	07-23-09	Jack R Groselle	100 M Free		100 M Free	Laura B Val	08-16-08	1:02.02
						Laura B Val	08-13-07	1:02.02
2:04.01	07-26-09	Michael T Mann	200 M Free		200 M Free	Laura B Val	08-06-09	2:16.28
4:22.49	07-25-09	Michael T Mann	400 M Free		400 M Free	Laura B Val	07-12-09	4:50.13
9:00.09	07-24-09	Michael T Mann	800 M Free		800 M Free	Laura B Val	07-12-08	10:05.28
17:22.61	08-10-09	Michael T Mann	1500 M Free		1500 M Free	Laura B Val	07-08-07	19:14.70
30.01	08-05-11	Tom Barton	50 M Back		50 M Back	Laura B Val	08-12-10	33.75
1:05.46	08-06-11	Tom Barton	100 M Back		100 M Back	Laura B Val	08-17-08	1:14.41
2:23.84	08-04-11	Tom Barton	200 M Back		200 M Back	Nancy Steadman Martin		08-06-09
2:47.52								
32.44	08-07-09	Jack R Groselle	50 M Breast		50 M Breast	Colette M Crabbe	08-09-13	38.55
1:12.84	07-22-09	Jack R Groselle	100 M Breast		100 M Breast	Lo D Knapp	08-06-09	1:25.19
2:38.66	08-17-08	Rick P Colella	200 M Breast		200 M Breast	Lo D Knapp	08-09-09	3:04.32
26.86	08-06-09	Gary W Hall	50 M Fly		50 M Fly	Traci S Granger	08-09-13	30.97
1:00.56	08-11-12	Paul V Carter	100 M Fly		100 M Fly	Laura B Val	08-09-09	1:09.47
2:18.97	08-07-09	Brad Horner	200 M Fly		200 M Fly	Laura B Val	07-08-07	2:41.51
2:20.83	08-09-09	Michael T Mann	200 M IM		200 M IM	Laura B Val	08-16-08	2:43.45
5:04.07	07-26-09	Michael T Mann	400 M IM		400 M IM	Laura B Val	07-10-09	5:49.40
25.23	08-10-06	Richard T Abrahams	50 M Free	60-64	50 M Free	Laura B Val	08-06-11	29.31
57.79	06-14-14	Jack R Groselle	100 M Free		100 M Free	Laura B Val	08-05-11	1:03.83
2:10.00	06-15-14	Jack R Groselle	200 M Free		200 M Free	Laura B Val	06-12-12	2:21.48
4:40.00	08-11-12	Jim Mc Conica	400 M Free		400 M Free	Laura B Val	08-12-12	4:59.82
9:35.50	08-12-12	Jim Mc Conica	800 M Free		800 M Free	Laura B Val	07-08-11	10:27.71
18:12.09	06-06-10	Jim Mc Conica	1500 M Free		1500 M Free	Laura B Val	07-08-11	19:52.85
31.46	06-02-07	Hugh Wilder	50 M Back		50 M Back	Laura B Val	07-07-12	34.30
1:08.77	06-02-07	Hugh Wilder	100 M Back		100 M Back	Laura B Val	08-08-13	1:15.92
2:33.09	08-09-13	Fred Ferroggiaro	200 M Back		200 M Back	Laura B Val	07-13-13	2:44.38
32.87	06-13-12	Timothy M Shead	50 M Breast		50 M Breast	Deb S Coellner	06-13-12	40.80
1:13.38	08-08-13	Rick Colella	100 M Breast		100 M Breast	Deb W Walker	06-11-11	1:30.66
2:42.84	07-07-12	Rick Colella	200 M Breast		200 M Breast	Krissy Maccurdy	08-10-13	3:17.05
27.92	08-15-05	Richard Abrahams	50 M Fly		50 M Fly	Laura B Val	07-08-12	32.27
1:03.03	08-15-05	Richard Abrahams	100 M Fly		100 M Fly	Laura B Val	08-04-11	1:12.06
2:29.05	08-06-11	Lawrence J Day	200 M Fly		200 M Fly	Laura B Val	08-06-11	2:41.03
2:23.10	08-08-13	Rick Colella	200 M IM		200 M IM	Laura B Val	07-14-13	2:47.99
5:11.73	07-06-12	Rick Colella	400 M IM		400 M IM	Laura B Val	07-08-11	5:56.27
26.33	08-12-10	Richard T Abrahams	50 M Free	65-69	50 M Free	Carolyn Boak	08-11-10	31.84
1:00.38	08-12-10	Richard T Abrahams	100 M Free		100 M Free	Carolyn Boak	08-12-10	1:12.10
2:18.53	08-15-08	Tom Landis	200 M Free		200 M Free	Carolyn Boak	08-10-10	2:39.05
5:00.26	03-10-07	Tom Landis	400 M Free		400 M Free	Jackie M Marr	08-17-08	5:46.65
10:25.94	06-10-07	Tom Landis	800 M Free		800 M Free	Jackie M Marr	08-14-08	11:55.93
20:00.97	04-06-08	Tom Landis	1500 M Free		1500 M Free	Jackie M Marr	06-29-08	23:07.49
30.95	07-12-12	Hugh Wilder	50 M Back		50 M Back	Diann B Uustal	08-20-11	37.44
1:09.79	07-08-12	Hugh Wilder	100 M Back		100 M Back	Diann B Uustal	07-10-11	1:22.30
2:41.76	08-06-09	Richard Burns	200 M Back		200 M Back	Diann B Uustal	08-09-13	3:00.75
34.66	07-08-12	Robert Strand	50 M Breast		50 M Breast	Diann B Uustal	08-04-11	42.97
1:18.11	08-06-09	Kenneth A Frost	100 M Breast		100 M Breast	Joann Leilich	08-13-07	1:36.29
2:58.13	07-07-12	Robert Strand	200 M Breast		200 M Breast	Joann Leilich	08-28-05	3:26.98
28.68	08-16-08	Keefe L Lodwig	50 M Fly		50 M Fly	Diann B Uustal	06-08-13	34.56
1:07.34	08-11-10	Richard T Abrahams	100 M Fly		100 M Fly	Carolyn Boak	08-11-10	1:26.17
2:50.18	06-06-09	Robert M Poiletman	200 M Fly		200 M Fly	Carolyn Boak	08-12-10	3:21.42
2:43.37	08-09-09	Richard Burns	200 M IM		200 M IM	Carolyn Boak	08-11-10	3:06.10
5:52.50	07-06-12	George F Wendt	400 M IM		400 M IM	Carolyn Boak	07-23-10	6:37.45
28.53	07-14-07	Jeff Farrell	50 M Free	70-74	50 M Free	Beth Schreiner	08-06-11	35.22
1:04.85	08-11-13	Richard Burns	100 M Free		100 M Free	Gail Roper	08-23-99	1:19.94
2:26.20	08-15-08	David A Radcliff	200 M Free		200 M Free	Lavelle Stoinoff	07-13-03	2:57.28
5:12.05	05-04-01	Graham Johnston	400 M Free		400 M Free	Lavelle Stoinoff	06-28-03	6:11.92
10:45.92	03-24-02	Graham M Johnston	800 M Free		800 M Free	Lavelle Stoinoff	08-15-04	12:35.14

20:36.56	08-16-01	Graham M Johnston	1500 M Free		1500 M Free	Lavelle Stoinoff	07-13-03	24:24.13
33.59	08-11-13	Richard Burns	50 M Back		50 M Back	Joy Ward	07-07-12	42.08
1:15.13	06-15-13	Richard Burns	100 M Back		100 M Back	Joy Ward	07-08-12	1:32.68
2:44.59	08-09-13	Richard Burns	200 M Back		200 M Back	Joy Ward	07-06-12	3:18.02
37.47	04-21-08	Karl E Wiedamann	50 M Breast		50 M Breast	Joann Leilich	08-07-09	45.67
1:24.12	06-02-13	David R Gildea	100 M Breast		100 M Breast	Joann Leilich	07-18-09	1:38.78
3:07.50	04-23-08	Karl E Wiedamann	200 M Breast		200 M Breast	Joann Leilich	08-20-11	3:34.49
31.42	08-09-13	Richard Burns	50 M Fly		50 M Fly	Barbara Frid	07-08-12	40.81
1:13.72	06-01-14	Robert M Poiletman	100 M Fly		100 M Fly	June Krauser	06-28-96	1:40.85
2:59.21	06-02-13	Robert M Poiletman	200 M Fly		200 M Fly	June Krauser	06-28-96	3:39.91
2:55.13	07-14-13	Richard Burns	200 M IM		200 M IM	Gail Roper	08-08-99	3:32.94
6:24.76	07-06-12	Tom Landis	400 M IM		400 M IM	June Krauser	06-28-96	7:30.91
30.28	07-11-09	David A Radcliff	50 M Free	75-79	50 M Free	Gail Roper	08-15-05	36.87
1:06.63	07-12-09	David A Radcliff	100 M Free		100 M Free	Gail Roper	07-31-05	1:26.36
2:25.66	06-06-09	David A Radcliff	200 M Free		200 M Free	Gail Roper	07-31-05	3:13.24
5:17.77	03-07-09	David A Radcliff	400 M Free		400 M Free	Jean Troy	08-11-02	6:55.62
11:07.90	07-10-09	David A Radcliff	800 M Free		800 M Free	June Krauser	09-09-01	14:10.50
21:03.06	07-10-09	David A Radcliff	1500 M Free		1500 M Free	Jean Troy	08-17-03	27:09.75
36.14	08-16-08	Yoshi Oyakawa	50 M Back		50 M Back	Doris Steadman	08-23-99	44.43
1:20.98	06-14-09	Burwell Jones	100 M Back		100 M Back	Doris Steadman	08-23-99	1:39.06
2:57.72	06-13-10	Burwell Jones	200 M Back		200 M Back	Doris Steadman	08-23-99	3:39.41
40.82	06-03-06	John Kortheuer	50 M Breast		50 M Breast	Joann Leilich	06-22-14	47.18
1:34.93	06-03-06	John Kortheuer	100 M Breast		100 M Breast	Joann Leilich	06-22-14	1:43.40
3:32.60	08-15-04	Robert C MacDonald	200 M Breast		200 M Breast	Anne H Williams	08-10-13	3:56.14
33.83	06-08-13	John C Smith	50 M Fly		50 M Fly	Gail Roper	08-01-04	44.95
1:31.89	05-01-10	Burwell Jones	100 M Fly		100 M Fly	Gail Roper	08-01-04	1:54.14
3:43.56	07-05-92	Anton M Cerer	200 M Fly		200 M Fly	June Krauser	06-24-01	4:10.69
3:06.58	06-13-09	Burwell Jones	200 M IM		200 M IM	Joann Leilich	06-22-14	3:48.34
6:48.48	06-14-09	Burwell Jones	400 M IM		400 M IM	June Krauser	06-10-01	7:51.71
33.09	05-22-05	Frank Piemme	50 M Free	80-84	50 M Free	Gail P Roper	03-07-09	38.64
1:16.04	03-12-11	Graham M Johnston	100 M Free		100 M Free	Gail P Roper	03-07-09	1:27.55
2:52.91	06-08-13	Graham M Johnston	200 M Free		200 M Free	Jean Troy	06-10-07	3:27.26
5:53.32	05-31-14	David A Radcliff	400 M Free		400 M Free	Jean Troy	06-10-07	7:24.53
11:51.43	05-31-14	David A Radcliff	800 M Free		800 M Free	Jean Troy	07-15-07	15:12.94
22:16.90	05-31-14	David A Radcliff	1500 M Free		1500 M Free	Jean Troy	07-15-07	29:04.81
40.00	03-09-13	Burwell Jones	50 M Back		50 M Back	Bunny Cederlund	03-29-02	46.39
1:31.10	06-08-13	Clarke E Mitchell	100 M Back		100 M Back	Betty S Lorenzi	08-07-09	1:47.29
3:16.22	06-07-13	Burwell Jones	200 M Back		200 M Back	Betty S Lorenzi	03-13-10	3:53.12
44.41	05-20-12	Bob Best	50 M Breast		50 M Breast	Ann M Hirsch	08-04-11	53.40
1:43.21	04-19-08	Robert C MacDonald	100 M Breast		100 M Breast	Ann M Hirsch	08-05-11	1:57.17
3:47.81	06-23-07	Al Craig	200 M Breast		200 M Breast	Ann M Hirsch	07-10-11	4:17.64
38.75	06-08-13	Clarke E Mitchell	50 M Fly		50 M Fly	Gail P Roper	03-07-09	47.37
1:45.50	08-10-06	Thomas Maine	100 M Fly		100 M Fly	Lois Nochman	05-21-04	2:06.55
3:54.51	08-10-06	Thomas O Maine	200 M Fly		200 M Fly	Lois Nochman	05-22-04	4:34.86
3:34.94	08-15-05	Frank Piemme	200 M IM		200 M IM	Ann M Hirsch	07-10-11	4:18.27
7:47.73	08-10-06	Thomas O Maine	400 M IM		400 M IM	Jean Troy	06-10-07	9:32.43
35.77	08-15-98	Woody W Bowersock	50 M Free	85-89	50 M Free	Jean D Troy	07-15-12	44.97
1:23.25	06-06-10	Frank M Piemme	100 M Free		100 M Free	Jean D Troy	06-09-12	1:43.68
3:16.89	07-10-10	Frank M Piemme	200 M Free		200 M Free	Jean D Troy	07-14-12	3:49.67
7:03.07	05-16-10	Frank M Piemme	400 M Free		400 M Free	Jean D Troy	07-15-12	8:06.04
14:36.90	04-06-08	Willard J Lamb	800 M Free		800 M Free	Margery Meyer	07-08-07	17:09.73
28:35.24	04-06-08	Willard J Lamb	1500 M Free		1500 M Free	Margery Meyer	07-10-09	32:11.49
44.52	08-10-06	Fred Van Dyke	50 M Back		50 M Back	Betty S Lorenzi	07-07-12	51.81
1:49.24	06-14-08	Willard J Lamb	100 M Back		100 M Back	Betty S Lorenzi	03-10-12	1:53.28
4:04.33	06-14-08	Willard J Lamb	200 M Back		200 M Back	Betty S Lorenzi	03-09-13	4:01.09
49.49	07-24-10	Frank Piemme	50 M Breast		50 M Breast	Sylvia Eisele	03-08-14	1:02.44
1:51.79	07-24-10	Frank M Piemme	100 M Breast		100 M Breast	Sylvia Eisele	03-08-14	2:21.90
4:10.75	07-22-12	Al Craig	200 M Breast		200 M Breast	Sylvia Eisele	03-08-14	5:18.59
45.63	07-03-10	Frank M Piemme	50 M Fly		50 M Fly	Lois Kivi Nochman	06-07-09	1:01.94
1:55.18	08-03-10	Thomas O Maine	100 M Fly		100 M Fly	Lois Kivi Nochman	08-07-09	2:23.89
4:15.86	07-11-10	Thomas O Maine	200 M Fly		200 M Fly	Lois Kivi Nochman	07-25-09	5:07.64

National Records

3:51.20	08-03-10	Thomas O Maine	200 M IM		200 M IM	Jean D Troy	06-14-14	5:01.26
8:21.81	07-11-10	Thomas O Maine	400 M IM		400 M IM	Betty J Russ	06-30-12	10:41.24
39.19	06-23-03	Woody Bowersock	50 M Free	90-94	50 M Free	Maurine E Kornfeld	08-13-11	55.48
1:41.87	05-31-14	Willard J Lamb	100 M Free		100 M Free	Rita Simonton	08-03-08	2:03.52
3:41.77	08-08-13	Willard J Lamb	200 M Free		200 M Free	Rita Simonton	07-20-08	4:19.80
8:09.14	08-07-13	Willard J Lamb	400 M Free		400 M Free	Rita Simonton	08-03-08	9:04.93
16:28.37	08-09-13	Willard J Lamb	800 M Free		800 M Free	Rita Simonton	08-14-08	18:53.58
31:12.82	05-31-14	Willard J Lamb	1500 M Free		1500 M Free	Rita Simonton	06-01-08	36:02.20
54.96	08-24-13	Willard J Lamb	50 M Back		50 M Back	Aileen Soule	08-25-96	1:03.49
1:59.92	05-31-14	Willard J Lamb	100 M Back		100 M Back	Aileen Soule	08-25-96	2:23.23
4:20.06	05-31-14	Willard J Lamb	200 M Back		200 M Back	Aileen Soule	06-29-97	5:29.07
1:01.64	06-10-07	Brud Cleaveland	50 M Breast		50 M Breast	Marjorie Stone	05-11-13	1:17.02
2:23.53	05-15-10	Raymond I Hakomaki	100 M Breast		100 M Breast	Marjorie Stone	05-11-13	2:55.27
5:55.72	08-05-07	Brud Cleaveland	200 M Breast		200 M Breast	Maria Lenk-Zigler	08-15-05	6:57.76
1:00.30	08-11-03	Walter Pfeiffer	50 M Fly		50 M Fly	Charlotte E Sanddal	06-08-13	1:29.40
2:31.03	08-11-03	Walter Pfeiffer	100 M Fly					
5:51.79	08-11-03	Walter Pfeiffer	200 M Fly					
5:12.11	08-11-03	Walter Pfeiffer	200 M IM		200 M IM	Rita Simonton	08-16-08	6:30.12
11:19.91	08-11-03	Walter Pfeiffer	400 M IM					
55.88	08-02-98	Gus Langner	50 M Free	95-99	50 M Free	Rita Simonton	06-23-13	1:04.52
2:29.32	08-23-98	Gus Langner	100 M Free		100 M Free	Rita Simonton	08-08-13	2:23.86
5:13.23	08-23-98	Gus Langner	200 M Free		200 M Free	Rita Simonton	08-08-13	5:04.08
11:30.53	08-23-98	Gus Langner	400 M Free		400 M Free	Rita Simonton	08-09-13	10:47.07
22:28.28	08-23-98	Gus Langner	800 M Free		800 M Free	Rita Simonton	08-09-13	21:53.69
47:30.40	08-23-99	Gus Langner	1500 M Free		1500 M Free	Rita Simonton	06-02-13	41:39.68
1:18.91	08-20-89	Tom Lane	50 M Back		50 M Back	Rita Simonton	08-10-13	1:14.31
3:04.37	08-09-08	Gary J Weisenthal	100 M Back		100 M Back	Rita Simonton	08-08-13	2:42.67
6:38.69	08-09-08	Gary J Weisenthal	200 M Back		200 M Back	Rita Simonton	06-01-14	6:17.46
1:26.61	08-23-98	Gus Langner	50 M Breast					
3:16.56	06-21-14	Bud Jackson	100 M Breast					
7:37.17	08-02-98	Gus Langner	200 M Breast					
2:01.41	06-01-08	Walter R Pfeiffer	50 M Fly					
4:09.52	06-01-08	Walter R Pfeiffer	100 M Fly					
14:05.25	06-01-08	Walter R Pfeiffer	200 M Fly					
8:55.97	06-01-08	Walter R Pfeiffer	200 M IM					
17:29.20	06-01-08	Walter R Pfeiffer	400 M IM					
1:40.46	07-09-94	Tom Lane	50 M Free	100-104				
4:05.98	07-09-94	Tom Lane	100 M Free					
1:50.73	07-09-94	Tom Lane	50 M Back					
4:13.84	07-09-94	Tom Lane	100 M Back					
9:04.31	07-09-94	Tom Lane	200 M Back					

National Records - Relays

M72-99	200 M Free	07-14-13	1:38.83	UNIVERSITY SAN FRANCISCO	Jack W Dillane	Nathan Vizcarra	Dash I Rothberg	Jackson W Wang
	400 M Free	07-18-99	3:42.66	GREATER INDIANA	Ben Christoffel	Grant Comer	Dennis Pette	Adam Dawkins
	800 M Free	07-18-99	8:28.72	GREATER INDIANA	Grant Comer	Dennis Pette	George Lathrop	Adam Dawkins
	200 M Medley	08-27-95	1:49.35	OLYMPIC CLUB	Mike Colley	Jamie Patrick	Brad Budney	Greg Larson
	400 M Medley	07-18-99	4:11.46	GREATER INDIANA	Dennis Pette	Ben Christofel	Grant Comer	Adam Dawkins
M100-119	200 M Free	08-10-13	1:34.24	THE OLYMPIC CLUB	Kevin Ferguson	Trent T Holsman	Scott C Greenwood	Christopher Talbott
	400 M Free	08-08-09	3:37.49	YMCA INDY SWIMFIR	Chris A Clarke	Daniel Michael	Grant Wieczorek	Ben A Christoffel
	800 M Free	05-29-94	8:04.17	SANTA CLARA	Sergey Mariniuk	Franz Mortensen	James Parrack	Mike Moore
	200 M Medley	08-20-90	1:48.46	HOUSTONION CLUB	Clay Britt	Dean Putterman	Robert Killeen	James Pringle
	400 M Medley	08-08-09	4:06.58	YMCA INDY SWIMFIT	Grant Wieczorek	Ben J Christoffel	Daniel Michael	Wesley Merkle
M120-159	200 M Free	07-26-09	1:34.82	SCAQ	Matthew Cornue	Erik Hochstein	Erik D Tolmachoff	Christopher Beach
	400 M Free	08-08-09	3:34.83	MICHIGAN MASTERS	Kevin Doak	Alec Mull	Cameron S Mull	Patrick Saucedo
	800 M Free	07-25-09	8:03.21	SCAQ	David A Schlesinger	Dan Wegner	Matthew J Harrigan	Erik Hochstein
	200 M Medley	08-08-09	1:46.23	MICHIGAN MASTERS	Kevin Doak	Patrick M Saucedo	Cameron S Mull	Alec Mull
	400 M Medley	08-08-09	4:00.06	MICHIGAN MASTERS	Kevin Doak	Patrick M Saucedo	Cameron S Mull	Alec Mull
M160-199	200 M Free	08-08-06	1:36.28	TEAM TYR	Matthew Eisenhuth	John Smith	Rich Saeger	Paul Smith
	400 M Free	07-03-11	3:38.60	LONGHORN AQUATICS	Tyler J Blessing	Mike J Varozza	Anders M Rasmussen	Chris J Eckerman
	800 M Free	07-16-06	8:15.15	TEAM TYR	Rich Saeger	Paul Smith	Michael Ruffner	Dan Wegner
	200 M Medley	08-08-06	1:47.72	TEAM TYR	Richard Saeger	Greg Rhodenbaugh	Paul Smith	John Smith
	400 M Medley	07-02-11	4:10.99	LONGHORN AQUATICS	Chris M Eckerman	Todd A Barte	Tyler J Blessing	Mike M Varozza
M200-239	200 M Free	08-08-06	1:38.24	COLORADO MASTERS	Jack Groselle	Trip Hedrick	Steve Wood	Richard Abrahams
	400 M Free	08-12-12	3:52.34	LONGHORN AQUATICS	Mike J Varozza	Jim Sauer	David M Guthrie	Anders J Rasmussen
	800 M Free	06-08-12	8:41.77	ARIZONA MASTERS	Jeffrey S Utsch	Kurt F Dickson	Scott D Shake	Barry Roth
	200 M Medley	08-08-06	1:50.83	COLORADO	Steve Wood	Jack Groselle	Trip Hedrick	Richard Abrahams
	400 M Medley	08-11-12	4:13.76	LONGHORN AQUATICS	Anders M Rasmussen	David M Guthrie	Jim Sauer	Mike M Varozza
M240-279	200 M Free	08-16-08	1:45.90	OREGON MASTERS	Mike J Tennant	Tom Landis	Robert S Smith	Wes Edwards
	400 M Free	08-24-13	4:13.13	OREGON MASTERS	Steve A Mann	Doug Brockbank	Wes Edwards	Mike A Tennant
	800 M Free	06-13-14	9:15.37	SARASOTA YMCA SHARKS	Jack R Groselle	Rick B Walker	Kevin M McCormack	Bill Brenner

National Records - Relays

	200 M Medley	06-14-12	2:02.72	TAMALPAIS	Richard Burns	Kenneth A Frost	Greg Tull	Tate Holt
	400 M Medley	05-16-10	4:46.32	VENTURA COUNTY MASTERS	Jim Mc Conica	John M Derr	Hubie Kerns	Glenn Gruber
M280-319	200 M Free	06-09-13	1:58.43	GOLD COAST MASTERS	David Quiggin	Jose E Ferraz	Cav Cavanaugh	Lee Childs
	400 M Free	03-15-08	4:45.42	GOLD	Alan S Rapperport	Cav Cavanaugh	Andy B Morrow	David Quiggin
	800 M Free	08-24-13	10:28.53	OREGON MASTERS	Tom Landis	David A Radcliff	Bob A Bruce	Steve Johnson
	200 M Medley	08-09-09	2:16.74	SAN DIEGO SWIM MASTERS	Vinus Van Baalen	Peter Andersen	Keefe L Ludwig	Donald Hubbard
	400 M Medley	06-04-05	5:24.55	NORTH CAROLINA	Clarke Mitchell	John Kortheuer	Richard Kitchell	Jerry Clark
M320-359	200 M Free	08-10-13	2:27.77	SAN DIEGO SWIM MASTERS	Bob Best	Mike R Freshley	Donald J Hubbard	Frank Tanner
	400 M Free	08-05-07	5:52.37	SAN DIEGO SWIM MASTERS	Frank Piemme	Donald Hubbard	Bob Best	Jurgen Schmidt
	800 M Free	08-11-12	14:03.88	MASTERS OF SOUTH TEXAS	Joe E Gray	Graham M Johnston	Louis M Raiborn	William E Blake
	200 M Medley	08-08-13	2:59.66	SAN DIEGO SWIM MASTERS	Frank Tanner	Bob Best	Mike R Freshley	Donald Hubbard
	400 M Medley	07-24-11	7:03.00	SAN DIEGO SWIM MASTERS	Dale A Webster	Frederick J Hoppe	Mike R Freshley	Ken Kimball
M360-399	200 M Free	08-15-05	3:46.35	COAST MASTERS	Dick Westerfield	Walter Pfeiffer	Robert Christians	Woody Bowersock
	400 M Free	08-05-07	10:43.13	COAST MASTERS	Bob Christians	Walter Pfeiffer	Wayne Mc Farland	Woody Bowersock
	800 M Free	08-05-07	25:29.59	COAST MASTERS	Wayne Mc Farland	Bob Christians	Walter Pfeiffer	Woody Bowersock
	200 M Medley	08-15-05	4:13.67	COAST MASTERS	Robert Christians	Dick Westerfield	Walter Pfeiffer	Woody Bowersock
	400 M Medley	08-05-07	12:59.05	COAST MASTERS	Woody Bowersock	Bob Christians	Walter Pfeiffer	Wayne Mc Farland
W72-99	200 M Free	08-08-09	1:53.83	FT LAUDERDALE AQUATICS	Natalie N Pike	Meaghan R Bresnahan	Kate Alyabyeva	Jennifer N Martin
	400 M Free	07-24-10	4:19.34	LAS VEGAS MASTERS	Shannon J Colavito	Christine Smith	Megan D Kelley	Samantha Pearson
	800 M Free	07-24-10	9:33.71	LAS VEGAS MASTERS	Megan D Kelley	Christine Smith	Shannon J Colavito	Samantha Pearson
	200 M Medley	08-08-09	2:08.86	FT LAUDERDALE AQUATICS	Natalie N Pike	Meaghan R Bresnahan	Kate Alyabyeva	Jennifer N Martin
	400 M Medley	07-24-10	4:52.87	LAS VEGAS MASTERS	Samantha Pearson	Christine Smith	Megan D Kelley	Shannon Colavito
W100-119	200 M Free	07-30-11	1:50.04	ARIZONA MASTERS	Kelly M Harrigan	Breeja Larson	Lindsey E Urbatchka	Hannah Caldas
	400 M Free	07-19-09	4:19.02	WOODLANDS MASTERS SWIM TEAM	Laura K Koch Davis	Jaclyn B Kenline	Alana N Bergfield	Rachel K Armstrong
	800 M Free	07-22-12	9:32.67	SAN DIEGO SWIM MASTERS	Emily Finanger	Erin J Hunter	Kendra Ksiazek	Emily Parker
	200 M Medley	07-31-11	2:01.91	ARIZONA MASTERS	Kelly M Harrigan	Breeja Larson	Lindsey E Urbatchka	Hannah Caldas
	400 M Medley	08-08-09	4:49.16	YMCA INDY SWIMFIT	Brooke N Tafinger	Clare E Hine	Jenny W Weaver	Megan N Sobecki

W120-159	200 M Free	06-09-13	1:50.53	NORTH CAROLINA MASTERS SWIMMIN	Ruth N Jones	Celia Wolff	Alicia K Uhl	Erika N Braun
	400 M Free	07-31-94	4:17.94	STANFORD	Martie Mckinney	C Chichester	Danielle Ogier	Kana Shibuya
	800 M Free	07-24-99	9:41.97	GOLD COAST	Tracie Moll	G Derks-Gardner	Jamie Herrington	Carolin Victoria
	200 M Medley	08-23-98	2:04.19	GOLD	Beth Gardner	Susie Geyer	Tracie Moll	Jamie Herrington
	400 M Medley	08-08-09	4:38.85	ILLINOIS MASTERS	Jennifer Ridge	Nadine K Day	Jennifer L Ivarson	Kimberly Stevens
W160-199	200 M Free	08-08-06	1:48.44	TEAM TYR	Cheri Hart	Collette Sappey	Anna Pettis-Scott	Susan Von Der Lippe
	400 M Free	08-08-09	4:12.60	ILLINOIS MASTERS	Nadine K Day	Kimberly J Stevens	Andrea J Block	Jennifer Ridge
	800 M Free	08-08-09	9:36.88	MISSION VIEJO MASTERS	Rebekah Olsen	T J Sorenson	Ahelee Sue M Osborn	Kelly Richell
	200 M Medley	08-08-06	2:04.75	TEAM TYR	Jennifer Stein	Susan Von der Lippe	Betsy Cleary	Collette Sappey
	400 M Medley	08-05-01	4:56.33	SAN DIEGO	Jackie Marr	Caroline Krattli	K Pipes-Neilsen	Jeni Buys
W200-239	200 M Free	08-08-06	1:57.21	PACIFIC NORTHWEST	Lisa Dahl	Debbie Glassman	Charlotte Davis	Mary Lippold
	400 M Free	06-07-13	4:32.41	ARIZONA MASTERS	Monica M Bailey	Becki P Major	Stephanie L Martin	Carolyn M Duffield
	800 M Free	06-08-13	10:00.03	ARIZONA MASTERS	Carolyn M Duffield	Becki P Major	Stephanie L Martin	Monica M Bailey
	200 M Medley	08-17-08	2:10.98	OREGON MASTERS	Karen Andrus-Hughes	Becky C Oblatz	Arlene Delmage	Robin Parisi
	400 M Medley	07-07-13	5:02.61	UCLA	Erika M Stebbins	Jenny L Cook	Christie Ciraulo	Veronica Hibben
W240-279	200 M Free	07-06-12	2:09.56	PACIFIC NORTHWEST	Lisa A Dahl	Sarah Welch	Charlotte M Davis	Suzanne A Dills
	400 M Free	08-24-13	5:02.64	GOLD	Peggy H McDonnell	Danielle Ogier	Cathy Mancino	Lisa H Bennett
	800 M Free	08-24-13	11:01.53	GOLD	Danielle Ogier	Cathy Mancino	Lisa A Bennett	Peggy McDonnell
	200 M Medley	07-07-12	2:29.28	PACIFIC NORTHWEST	Stella Preissler	Lisa A Dahl	Charlotte M Davis	Suzanne Dills
	400 M Medley	07-09-11	5:33.65	OREGON MASTERS	Joy Ward	Ginger L Pierson	Colette M Crabbe	Karen Andrus-Hughes
W280-319	200 M Free	06-21-14	2:38.36	VIRGINIA MASTERS SWIM TEAM	Johnnie Detrick	Laura S Walker	Marcia L Barry	Shirley Loftus-Charley
	400 M Free	06-22-13	5:45.80	VIRGINIA MASTERS SWIM TEAM	Marcia L Barry	Johnnie Detrick	Laura S Walker	Shirley L Loftus-Charley
	800 M Free	06-21-14	13:30.52	VIRGINIA MASTERS SWIM TEAM	Shirley A Loftus-Charley	Laura S Walker	Johnnie Detrick	Marcia A Barry
	200 M Medley	06-21-14	3:02.23	VIRGINIA MASTERS SWIM TEAM	Marcia L Barry	Johnnie Detrick	Shirley A Loftus-Charley	Laura L Walker
	400 M Medley	06-21-14	6:54.11	VIRGINIA MASTERS SWIM TEAM	Marcia L Barry	Johnnie Detrick	Shirley A Loftus-Charley	Laura L Walker
W320-359	200 M Free	08-08-09	3:27.23	VIRGINIA MASTERS SWIM TEAM	Barbara M Zaremski	Terry Sokolik	Marianna Berkley	Jeanne M Meredith

National Records - Relays

	400 M Free	01-13-02	8:57.69	FMM	Kay Schimpf	Peggy Hughes	June Reynolds	Florence Carr
	800 M Free	01-13-02	19:29.28	FMM	Kay Schimpf	Peggy Hughes	June Reynolds	Florence Carr
	200 M Medley	03-21-09	3:47.69	FACT	Betty S Lorenzi	Sylvia Eisele	Nancy N Durstein	Joan S Campbell
	400 M Medley	01-13-02	10:19.75	FMM	Peggy Hughes	June Reynolds	Jean Troy	Kay Schimpf
X72-99	200 M Free	07-26-09	1:47.94	CSAM	Wade M Federer	Lauren M Hancock	Christopher D Ramos	Kara M Denby
	400 M Free	07-25-09	3:56.54	CSAM	Wade M Federer	Lauren M Hancock	Christopher D Ramos	Kara M Denby
	800 M Free	07-25-09	8:55.39	CSAM	Kara J Denby	Lauren M Hancock	Christopher D Ramos	Wade J Federer
	200 M Medley	07-31-11	1:57.69	ARIZONA MASTERS	Kelly M Harrigan	Breeja Larson	Matt J Rippentrop	Gordon M Smith
	400 M Medley	07-25-09	4:35.26	CSAM	Lauren M Hancock	Kara J Denby	Wade M Federer	Nick Glaze
X100-119	200 M Free	07-11-10	1:43.11	THE OLYMPIC CLUB	Fiona O'Donnell-McCarthy	Trent T Holsman	Erin P Reilly	Scott Greenwood
	400 M Free	07-25-09	3:54.81	SCAQ	Nathan R Janos	Jacqueline D Corcoran	Ann Yearwood	Erik R Tolmachoff
	800 M Free	07-25-09	8:39.99	SCAQ	Erik D Tolmachoff	Nathan R Janos	Jacqueline D Corcoran	Ann Yearwood
	200 M Medley	07-09-11	1:55.34	THE OLYMPIC CLUB	Fiona O'Donnell-McCarthy	John W Dorr	Erin P Reilly	Scott Greenwood
	400 M Medley	07-22-90	4:36.14	WALNUT CREEK	Pam Boscovich	Jon Jaques	Kerry O'Brien	Paula Roemer
X120-159	200 M Free	08-23-98	1:42.65	GOLD	Todd Pace	Tracie Moll	Jamie Herrington	Kurt Wienants
	400 M Free	03-05-11	3:56.36	MOVY MASTERS	Tony A Stewart	Christie L Fuchs	Joy Stover	Anthony A Diers
	800 M Free	03-09-13	8:41.82	MOVY	Joy Stover	Christie L Peterfish	Tony A Stewart	Anthony Diers
	200 M Medley	07-08-12	1:50.77	PHOENIX SWIM CLUB	Noriko Inada	Jeff P Commings	Misty D Hyman	Jose Ponce
	400 M Medley	08-08-09	4:29.03	FORT LAUDERDALE AQUATICS	Carlos A Fernandez	Kelly A Legaspi	Luis F Galvan-Sarabia	Jennifer A Martin
X160-199	200 M Free	08-08-06	1:42.27	TEAM TYR	John Smith	Richard Saeger	Collette Sappey	Sheri Hart
	400 M Free	07-05-09	3:58.05	SCAQ	Jenny L Cook	Erik Hochstein	Matthew Cornue	Arlette L Godges
	800 M Free	08-08-09	8:54.37	ILLINOIS MASTERS	Nadine K Day	Andreas K Seibt	Kimberly J Stevens	Thomas K McCabe
	200 M Medley	08-10-06	1:58.35	TEAM TYR	Marika McCue	Michael Ruffner	Robbert-Paul Smit	Susan Von der Lippe
	400 M Medley	08-08-09	4:27.97	NORTH CAROLINA MASTERS	Erika L Braun	Rob Butcher	Joseph M Rhyne	Patricia L Rohner
X200-239	200 M Free	08-10-06	1:44.96	COLORADO MASTERS	Trip Hedrick	Kim Crouch	Kathy Garnier	Richard Abrahams
	400 M Free	06-03-06	4:13.62	OREGON	Karen Andrus-Hughes	Steve Mann	Arlene Delmage	Mike Tennant
	800 M Free	06-11-10	9:27.80	SYSM	Bill Brenner	Kevin M McCormack	Ellen K Bennett	Eney Jones
	200 M Medley	08-15-05	2:02.32	SAN DIEGO SWIM MASTERS	Karlyn Pipes-Neilsen	Caroline Krattli	Scott Lautman	Vinus Van Baalen

	400 M Medley	06-14-08	4:41.46	OREGON	Karen Andrus-Hughes	Patrick Allender	Arlene Delmage	Mike Tennant
X240-279	200 M Free	08-04-11	1:56.00	TAMALPAIS AQUATIC MASTERS	Richard Burns	Laura B Val	Barbara C Wheeler	Tate Holt
	400 M Free	06-03-12	4:28.01	NEW ENGLAND MASTERS	Daniel J Rogacki	Jacki Hirsty	Tracy L Grilli	Greg J Shaw
	800 M Free	07-09-10	10:09.67	TAMALPAIS AQUATIC MASTERS	Richard Burns	Barbara C Wheeler	Laura B Val	Kenneth Frost
	200 M Medley	08-08-09	2:09.06	TAMALPAIS AQUATIC MASTERS	Richard Burns	Kenneth A Frost	Laura B Val	Barbara Wheeler
	400 M Medley	08-08-09	4:51.95	TAMALPAIS AQUATIC MASTERS	Richard Burns	Kenneth A Frost	Laura B Val	Barbara Wheeler
X280-319	200 M Free	06-09-13	2:15.57	GEORGIA MASTERS	Clarke E Mitchell	Leslie J Landey	David W Miller	Diann E Uustal
	400 M Free	07-13-08	5:24.15	OREGON	Willard J Lamb	Joy Ward	Barbara Frid	Tom Landis
	800 M Free	08-08-09	12:08.81	ST. LOUIS AREA MASTERS	Mary M Pohlmann	Thomas O Maine	Larry A Good	Teresa M McDowell
	200 M Medley	08-16-08	2:34.68	OREGON MASTERS	Joy Ward	Ginger L Pierson	Tom Landis	Willard Lamb
	400 M Medley	06-14-08	6:03.51	OREGON	Joy Ward	Ginger L Pierson	Tom Landis	Willard Lamb
X320-359	200 M Free	08-01-04	2:55.56	SANTA BARBARA	Frank Piemme	Grace Altus	Ruth Baar	Jurgen Schmidt
	400 M Free	06-12-11	6:43.08	FLORIDA MAVERICK MASTERS	Charles E Weatherbee	Robert C MacDonald	Patricia A Tullman	Jean E Troy
	800 M Free	08-05-07	14:44.35	SAN DIEGO SWIM MASTERS	Frank Tanner	Jurgen Schmidt	Adrienne Pipes	Rita Simonton
	200 M Medley	06-13-10	3:26.94	FLORIDA MAVERICK	Paul Hutinger	Robert C MacDonald	Patricia A Tullman	Jean Troy
	400 M Medley	06-13-09	7:45.92	FLORIDA MAVERICK MASTERS	Paul Hutinger	Robert C MacDonald	Patricia A Tullman	Jean Troy
X360-399	200 M Free	08-09-13	3:36.78	MISSION VIEJO MASTERS	Frank Piemme	Maurine E Kornfeld	Rita Simonton	Jurgen Schmidt
	400 M Free	07-05-13	8:26.02	MVN	Frank Piemme	Maurine E Kornfeld	Rita Simonton	Jurgen Schmidt
	800 M Free	07-07-13	18:14.23	MVN	Frank Piemme	Maurine E Kornfeld	Rita Simonton	Jurgen Schmidt
	200 M Medley	08-10-13	4:19.30	MISSION VIEJO MASTERS	Rita Simonton	Jurgen B Schmidt	Frank Piemme	Maurine Kornfeld
	400 M Medley	07-07-13	10:20.46	MVN	Rita Simonton	Jurgen B Schmidt	Frank Piemme	Maurine Kornfeld

World Records

***** MEN *****					25-29	***** WOMEN *****				
22.59	08/28/1983	USA	KEVIN DEFORREST	50	M. FREE	ANNABEL KOSTEN	NED	02/15/2004	25.42	
50.45	06/07/2013	USA	MATTHEW MCGINNIS	100	M. FREE	AIMEE RAMM	GBR	06/21/2008	57.71	
1:51.39	07/13/2013	USA	ADAM RITTER	200	M. FREE	MEGAN JENDRICK	USA	07/10/2010	2:04.56	
4:00.98	08/18/2002	USA	HONZA VITAZKA	400	M. FREE	SOPHIE CASSON	GBR	06/18/2011	4:18.62	
8:24.67	06/29/1997	USA	ALEX KOSTICH	800	M. FREE	SWANN OBERSON	SUI	03/10/2012	8:45.89	
16:13.89	08/10/1997	USA	ALEX KOSTICH	1500	M. FREE	SWANN OBERSON	SUI	03/11/2012	16:34.89	
26.18	03/07/2010	JPN	HIDEAKI AOKI	50	M. BACK	MAI NAKAMURA	JPN	10/04/2008	29.60	
55.87	04/12/2013	NZL	KURT CROSLAND	100	M. BACK	AKIKO MIZUMOTO	JPN	07/16/2007	1:04.82	
2:03.62	06/11/2012	RSA	CHRIS KING	200	M. BACK	KANA OHASHI	JPN	07/16/2007	2:17.30	
27.96	08/04/2011	USA	MARK GANGLOFF	50	M. BRST	MEGAN JENDRICK	USA	07/10/2010	31.60	
1:02.18	08/08/2013	USA	C.BURCKLE	100	M. BRST	MEGAN JENDRICK	USA	07/10/2010	1:10.56	
2:11.78	08/10/2013	USA	C.BURCKLE	200	M. BRST	HITOMI MATSUDA	JPN	07/17/2006	2:35.46	
23.71	08/16/2008	USA	KOHEI KAWAMOTO	50	M. FLY	MOTOMI NAKAMURA	JPN	08/18/2013	27.63	
53.09	08/15/2008	USA	KOHEI KAWAMOTO	100	M. FLY	YUKO NAKANISHI	JPN	07/17/2010	1:02.73	
2:03.26	04/23/2008	JPN	SATOSHI TORATANI	200	M. FLY	YUKO NAKANISHI	JPN	07/16/2010	2:17.56	
2:04.40	07/14/2013	USA	ADAM RITTER	200	M. I.M.	HITOMI MATSUDA	JPN	10/02/2005	2:20.71	
4:30.05	09/12/2009	BRA	DIOGO YABE	400	M. I.M.	HITOMI MATSUDA	JPN	11/05/2006	5:02.78	
***** MEN *****					30-34	***** WOMEN *****				
22.13	07/13/2013	USA	ROLAND SCHOEMAN	50	M. FREE	MARTINA MORAVCOVA	USA	06/06/2008	25.74	
50.84	09/18/2009	GER	S.KUNZELMANN	100	M. FREE	ERIKA ERNDL	USA	07/11/2009	55.24	
1:53.15	05/03/2009	AUS	DANIEL KOWALSKI	200	M. FREE	DAWN HECKMAN	USA	07/17/2011	2:04.05	
3:58.42	05/02/2009	AUS	DANIEL KOWALSKI	400	M. FREE	DAWN HECKMAN	USA	07/16/2011	4:18.63	
8:08.53	03/11/2012	GER	JAN WOLFGARTEN	800	M. FREE	DAWN HECKMAN	USA	07/14/2011	8:46.47	
15:25.79	03/11/2012	GER	JAN WOLFGARTEN	1500	M. FREE	HEIDI GEORGE	USA	07/10/2009	17:25.81	
26.02	05/07/2011	GER	STEFAN HERBST	50	M. BACK	NORIKO INADA	USA	08/07/2012	28.57	
56.55	05/07/2011	GER	STEFAN HERBST	100	M. BACK	NORIKO INADA	USA	08/06/2011	1:01.78	
2:02.75	11/24/2000	BRA	ROGERIO ROMERO	200	M. BACK	SARABETH METZGER	USA	08/06/2009	2:17.61	
28.59	11/26/2009	BRA	CARLOS ALENCAR	50	M. BRST	NICOLE HEIDEMANN	GER	09/03/2013	32.22	
1:02.71	06/26/2011	USA	ED MOSES	100	M. BRST	HITOMI MATSUDA	JPN	10/03/2009	1:10.10	
2:18.04	07/07/2012	USA	GARY MARSHALL	200	M. BRST	HITOMI MATSUDA	JPN	10/17/2009	2:28.93	
23.26	07/13/2013	USA	ROLAND SCHOEMAN	50	M. FLY	MARTINA MORAVCOVA	USA	06/07/2008	27.48	
54.19	08/03/2010	ROU	I.STEFAN GHERGHEL	100	M. FLY	MARTINA MORAVCOVA	USA	06/07/2008	58.81	
2:03.76	08/12/2010	USA	MATT HAUPT	200	M. FLY	METTE JACOBSEN	DEN	05/07/2006	2:13.60	
2:03.54	05/14/2011	BRA	D.OLIVEIRA YABE	200	M. I.M.	ERIKA ERNDL	USA	07/07/2009	2:13.89	
4:24.11	03/09/2013	POL	LUKASZ WOJT	400	M. I.M.	HITOMI MATSUDA	JPN	11/08/2009	4:56.08	
***** MEN *****					35-39	***** WOMEN *****				
22.76	08/20/2005	GBR	MARK FOSTER	50	M. FREE	DARA TORRES	USA	08/08/2006	25.98	
50.78	09/27/2009	JPN	HIDEAKI HARA	100	M. FREE	TRACIE MOLL	USA	08/23/1998	58.38	
1:52.84	08/06/2006	USA	VLAD PYSHNENKO	200	M. FREE	K.PIPES-NEILSEN	USA	08/10/1997	2:06.94	
4:05.91	03/10/2012	BUL	PETAR STOYCHEV	400	M. FREE	K.PIPES-NEILSEN	USA	08/10/1997	4:26.17	
8:18.44	03/10/2012	BUL	PETAR STOYCHEV	800	M. FREE	KIRSTEN CAMERON	AUS	11/18/2012	9:08.47	
16:00.04	03/11/2012	BUL	PETAR STOYCHEV	1500	M. FREE	KIRSTEN CAMERON	AUS	11/11/2012	17:31.97	
26.99	03/09/2013	GER	STEV THELOKE	50	M. BACK	SHERI HART	USA	08/07/2010	30.17	
59.04	09/06/2013	GER	STEV THELOKE	100	M. BACK	NORIKO INADA	USA	08/08/2013	1:03.04	
2:09.26	07/09/2000	USA	DANIEL VEATCH	200	M. BACK	K.PIPES-NEILSEN	USA	08/10/1997	2:18.20	
28.47	10/24/2009	RUS	VLADISLAV BRAGIN	50	M. BRST	KATIE GLENN	USA	08/09/2013	32.86	
1:02.72	10/25/2009	RUS	VLADISLAV BRAGIN	100	M. BRST	KATIE GLENN	USA	08/08/2013	1:12.34	
2:20.29	06/05/2004	GBR	NICK GILLINGHAM	200	M. BRST	HITOMI MATSUDA	JPN	06/10/2012	2:35.40	
24.69	03/17/2012	RSA	RYK NEETHLING	50	M. FLY	NORIKO INADA	USA	08/09/2013	27.80	
55.84	03/08/2009	JPN	EIJI NOMURA	100	M. FLY	LYNNE HAYES	AUS	03/19/2009	1:02.44	
2:06.74	06/27/1996	USA	JEFF STUART	200	M. FLY	K.PIPES-NEILSEN	USA	08/10/1997	2:20.21	
2:08.19	08/03/2002	USA	RON KARNAUGH	200	M. I.M.	HITOMI MATSUDA	JPN	01/14/2012	2:21.47	
4:42.45	03/28/2002	FRA	NICOLAS GRANGER	400	M. I.M.	HITOMI MATSUDA	JPN	06/16/2012	4:59.59	
***** MEN *****					40-44	***** WOMEN *****				
23.60	08/10/2013	USA	BRIAN JACOBSON	50	M. FREE	EDITH OTTERMANN	RSA	11/07/2009	26.44	
51.72	08/01/2010	USA	VLAD PYSHNENKO	100	M. FREE	ERIKA BRAUN	USA	06/08/2013	58.04	
1:53.65	08/02/2010	USA	VLAD PYSHNENKO	200	M. FREE	K.PIPES-NEILSEN	USA	08/15/2005	2:09.28	
4:06.74	07/24/2009	USA	ERIK HOCHSTEIN	400	M. FREE	JANET EVANS	USA	08/13/2011	4:22.87	
8:37.81	07/25/2010	USA	ALEX KOSTICH	800	M. FREE	JANET EVANS	USA	06/11/2011	8:59.06	
16:36.91	07/23/2010	USA	ALEX KOSTICH	1500	M. FREE	K.PIPES-NEILSEN	USA	08/11/2003	17:56.52	
27.38	08/06/2010	BRA	EDILSON SILVA	50	M. BACK	MARIA RIVERA	VEN	06/10/2013	30.89	
59.08	08/07/2009	USA	MICHAEL ROSS	100	M. BACK	CINDY MABEE	CAN	03/07/2009	1:07.06	
2:12.77	08/01/2010	DEN	MARK VOGEL	200	M. BACK	JODY SMITH	USA	08/06/2009	2:23.18	
28.84	09/16/2009	ITA	ALBERTO MONTINI	50	M. BRST	LINLEY FRAME	AUS	04/17/2012	33.09	
1:03.60	05/20/2012	RUS	VLADISLAV BRAGIN	100	M. BRST	LINLEY FRAME	AUS	04/14/2012	1:12.74	
2:18.94	06/24/2009	ITA	ALBERTO MONTINI	200	M. BRST	S.VON DER LIPPE	USA	08/09/2006	2:38.44	
25.07	09/08/2011	TUR	SERKAN ATASAY	50	M. FLY	ERIKA BRAUN	USA	06/08/2013	28.36	
56.17	09/06/2011	TUR	SERKAN ATASAY	100	M. FLY	S.VON DER LIPPE	USA	05/23/2009	1:03.36	
2:05.55	07/11/2004	USA	DENNIS BAKER	200	M. FLY	S.VON DER LIPPE	USA	07/23/2006	2:24.78	
2:10.63	06/25/2009	ITA	ALBERTO MONTINI	200	M. I.M.	S.VON DER LIPPE	USA	08/05/2007	2:25.03	
4:43.00	06/12/2012	GER	UWE VOLK	400	M. I.M.	K.PIPES-NEILSEN	USA	08/01/2004	5:09.83	

***** MEN *****		***** 45-49 *****	***** WOMEN *****	
24.26	07/19/2004	JPN BRENT BARNES 50 M. FREE	EDITH OTTERMANN	RSA 03/16/2011 26.59
53.77	08/19/2005	ITA MARCO COLOMBO 100 M. FREE	K.PIPES-NEILSEN	USA 08/05/2007 59.79
1:57.89	08/06/2009	USA KEITH SWITZER 200 M. FREE	K.PIPES-NEILSEN	USA 06/13/2009 2:10.09
4:11.07	08/09/2009	USA KEITH SWITZER 400 M. FREE	K.PIPES-NEILSEN	USA 09/06/2008 4:35.84
8:42.85	08/04/2006	BRA MARCUS MATTIOLI 800 M. FREE	K.PIPES-NEILSEN	USA 08/05/2007 9:24.11
16:38.81	08/10/2009	USA JEFF ERWIN 1500 M. FREE	S.HEIM-BOWEN	USA 08/17/2003 17:55.83
28.05	06/07/2008	USA STEVE WOOD 50 M. BACK	ELLEN REYNOLDS	USA 07/07/2012 31.71
1:00.13	06/08/2008	USA STEVE WOOD 100 M. BACK	K.PIPES-NEILSEN	USA 05/24/2009 1:08.11
2:11.56	06/07/2013	BRA EDUARDO MAROCCO 200 M. BACK	K.PIPES-NEILSEN	USA 05/22/2009 2:26.06
29.63	06/24/2011	ITA RICO ROLLI 50 M. BRST	S.VON DER LIPPE	USA 07/17/2010 33.66
1:06.35	09/17/2009	UKR V.POLYPCHENKO 100 M. BRST	MARZENA KULIS	ITA 09/17/2009 1:13.49
2:24.39	05/31/2013	ITA ALBERTO MONTINI 200 M. BRST	H.MORRIS-EYTON	RSA 03/15/2013 2:43.73
25.65	07/08/2012	USA NICHOLAS DECKER 50 M. FLY	EDITH OTTERMANN	RSA 02/19/2011 28.97
56.85	08/11/2002	USA PAUL CARTER 100 M. FLY	K.PIPES-NEILSEN	USA 09/06/2008 1:05.69
2:06.94	08/09/2006	USA DENNIS BAKER 200 M. FLY	K.PIPES-NEILSEN	USA 06/20/2009 2:24.34
2:11.22	06/13/2012	FRA NICOLAS GRANGER 200 M. I.M.	K.PIPES-NEILSEN	USA 08/16/2008 2:27.57
4:44.76	06/12/2012	FRA NICOLAS GRANGER 400 M. I.M.	K.PIPES-NEILSEN	USA 09/05/2008 5:13.85
***** MEN *****		***** 50-54 *****	***** WOMEN *****	
24.08	06/27/2009	JPN BRENT BARNES 50 M. FREE	LAURA VAL	USA 08/18/2001 28.22
54.94	08/07/2009	USA BOB BUGG 100 M. FREE	LAURA VAL	USA 08/19/2001 1:01.13
2:00.34	08/13/2007	USA DAN STEPHENSON 200 M. FREE	JILL HERNANDEZ	USA 08/08/2013 2:13.18
4:16.61	08/13/2007	USA DAN STEPHENSON 400 M. FREE	JILL HERNANDEZ	USA 08/11/2013 4:40.66
8:55.05	07/31/2010	BRA MARCUS MATTIOLI 800 M. FREE	LYNN MARSHALL	CAN 06/24/2011 9:38.04
17:08.33	08/20/2000	USA JIM MCCONICA 1500 M. FREE	LYNN MARSHALL	CAN 03/13/2011 18:29.28
28.60	08/05/2011	USA STEVE WOOD 50 M. BACK	LESLIE LIVINGSTON	USA 06/22/2013 32.41
1:01.89	08/06/2011	USA STEVE WOOD 100 M. BACK	ELLEN REYNOLDS	USA 01/26/2014 1:09.64
2:17.57	06/11/2012	USA MICHAEL SODERLUND 200 M. BACK	LYNN MARSHALL	CAN 02/19/2011 2:33.03
30.48	08/09/2013	USA DAVID GUTHRIE 50 M. BRST	MONICA CORO	ITA 06/13/2012 34.18
1:07.16	08/08/2013	USA DAVID GUTHRIE 100 M. BRST	MONICA CORO	ITA 06/11/2012 1:15.50
2:27.91	07/31/2013	USA DAVID GUTHRIE 200 M. BRST	MONICA CORO	ITA 06/15/2012 2:50.92
25.88	08/16/2008	USA PAUL CARTER 50 M. FLY	ANGELA ZINGLER	GER 06/04/2004 30.24
57.23	08/15/2008	USA PAUL CARTER 100 M. FLY	JILL HERNANDEZ	USA 08/13/2011 1:07.80
2:13.36	11/07/2010	BRA MARCUS MATTIOLI 200 M. FLY	LAURA VAL	USA 08/18/2001 2:31.55
2:18.05	07/25/2009	USA JAMIE FOWLER 200 M. I.M.	K.PIPES-NEILSEN	FRA 06/13/2012 2:34.32
4:53.69	08/02/2010	BRA MARCUS MATTIOLI 400 M. I.M.	JILL HERNANDEZ	USA 08/10/2013 5:30.32
***** MEN *****		***** 55-59 *****	***** WOMEN *****	
25.01	07/07/2009	USA JACK GROSELLE 50 M. FREE	LAURA VAL	USA 08/17/2008 28.69
56.08	07/23/2009	USA JACK GROSELLE 100 M. FREE	LAURA VAL	USA 08/16/2008 1:02.02
2:04.01	07/26/2009	USA MICHAEL MANN 200 M. FREE	LAURA VAL	USA 08/06/2009 2:16.28
4:22.49	07/25/2009	USA MICHAEL MANN 400 M. FREE	LAURA VAL	USA 07/12/2009 4:50.13
9:00.09	07/24/2009	USA MICHAEL MANN 800 M. FREE	LAURA VAL	USA 07/12/2008 10:05.28
17:22.61	08/10/2009	USA MICHAEL MANN 1500 M. FREE	LAURA VAL	USA 07/08/2007 19:14.70
30.01	08/05/2011	USA TOM BARTON 50 M. BACK	LAURA VAL	USA 08/12/2010 33.75
1:05.46	08/06/2011	USA TOM BARTON 100 M. BACK	LAURA VAL	USA 08/17/2008 1:14.41
2:23.84	08/04/2011	USA TOM BARTON 200 M. BACK	N.STEADMAN MARTIN	USA 08/06/2009 2:47.52
31.05	09/16/2009	GER WALTER KUSCH 50 M. BRST	JENNY WHITELEY	AUS 04/20/2013 37.04
1:11.13	04/19/2008	RSA TIMOTHY SHEAD 100 M. BRST	JENNY WHITELEY	AUS 04/18/2013 1:23.16
2:38.66	08/17/2008	USA RICK COLELLA 200 M. BRST	JENNY WHITELEY	AUS 04/19/2013 3:02.67
26.86	08/06/2009	USA GARY HALL 50 M. FLY	TRACI GRANGER	USA 08/09/2013 30.97
1:00.56	08/11/2012	USA PAUL CARTER 100 M. FLY	LAURA VAL	USA 08/09/2009 1:09.47
2:18.97	08/07/2009	USA BRAD HORNER 200 M. FLY	LAURA VAL	USA 07/08/2007 2:41.51
2:20.83	08/09/2009	USA MICHAEL MANN 200 M. I.M.	JENNY WHITELEY	AUS 04/26/2014 2:43.43
5:04.07	07/26/2009	USA MICHAEL MANN 400 M. I.M.	LAURA VAL	USA 07/10/2009 5:49.40
***** MEN *****		***** 60-64 *****	***** WOMEN *****	
25.23	08/07/2006	USA RICHARD ABRAHAMS 50 M. FREE	LAURA VAL	USA 08/06/2011 29.31
58.61	08/15/2005	USA RICHARD ABRAHAMS 100 M. FREE	LAURA VAL	USA 08/05/2011 1:03.83
2:12.57	05/16/2010	USA JIM MCCONICA 200 M. FREE	LAURA VAL	USA 06/12/2012 2:21.48
4:40.00	08/11/2012	USA JIM MCCONICA 400 M. FREE	LAURA VAL	USA 08/12/2012 4:59.82
9:35.50	08/12/2012	USA JIM MCCONICA 800 M. FREE	LAURA VAL	USA 07/08/2011 10:27.71
18:12.09	06/06/2010	USA JIM MCCONICA 1500 M. FREE	LAURA VAL	USA 07/08/2011 19:52.85
31.46	06/02/2007	USA HUGH WILDER 50 M. BACK	LAURA VAL	USA 07/07/2012 34.30
1:08.77	06/02/2007	USA HUGH WILDER 100 M. BACK	LAURA VAL	USA 08/08/2013 1:15.92
2:33.09	08/09/2013	USA FRED FERROGGIARO 200 M. BACK	LAURA VAL	USA 07/13/2013 2:44.38
32.80	04/17/2012	AUS STUART ELLICOTT 50 M. BRST	MONIKA SENFTLEBEN	GER 03/27/2002 38.48
1:13.38	08/08/2013	USA RICK COLELLA 100 M. BRST	BONNIE PRONK	CAN 03/28/2002 1:27.64
2:42.84	07/07/2012	USA RICK COLELLA 200 M. BRST	BONNIE PRONK	CAN 03/26/2002 3:14.49
27.92	08/15/2005	USA RICHARD ABRAHAMS 50 M. FLY	LAURA VAL	USA 07/08/2012 32.27
1:03.03	08/15/2005	USA RICHARD ABRAHAMS 100 M. FLY	LAURA VAL	USA 08/04/2011 1:12.06
2:29.05	08/06/2011	USA LAWRENCE DAY 200 M. FLY	LAURA VAL	USA 08/06/2011 2:41.03
2:23.10	08/08/2013	USA RICK COLELLA 200 M. I.M.	LAURA VAL	USA 07/14/2013 2:47.99
5:11.73	07/06/2012	USA RICK COLELLA 400 M. I.M.	LAURA VAL	USA 07/08/2011 5:56.27

World Records

***** MEN *****				65-69	***** WOMEN *****			
26.33	08/12/2010	USA	RICHARD ABRAHAMS	50 M. FREE	SANDERINA KRUGER	RSA	03/12/2014	31.43
1:00.38	08/12/2010	USA	RICHARD ABRAHAMS	100 M. FREE	SANDERINA KRUGER	RSA	03/14/2014	1:09.63
2:18.53	08/15/2008	USA	TOM LANDIS	200 M. FREE	SANDRINA KRUGER	RSA	02/09/2014	2:38.79
5:00.26	03/10/2007	USA	TOM LANDIS	400 M. FREE	JEN THOMASSON	AUS	04/24/2008	5:43.10
10:25.94	06/10/2007	USA	TOM LANDIS	800 M. FREE	JEN THOMASSON	AUS	04/18/2008	11:53.17
20:00.97	04/06/2008	USA	TOM LANDIS	1500 M. FREE	JEN THOMASSON	AUS	07/26/2008	22:40.65
30.95	07/07/2012	USA	HUGH WILDER	50 M. BACK	MARGIT OHLSSON	SWE	09/07/2011	37.11
1:09.79	07/08/2012	USA	HUGH WILDER	100 M. BACK	MARGIT OHLSSON	SWE	08/05/2010	1:21.81
2:40.95	02/22/2008	GER	BERND HORSTMANN	200 M. BACK	MARGIT OHLSSON	SWE	09/07/2011	3:00.24
34.61	09/05/2009	JPN	OSAMU MAEDA	50 M. BRST	MONIKA SENFTLEBEN	GER	06/14/2009	41.52
1:18.11	08/06/2009	USA	KENNETH FROST	100 M. BRST	NOBUKO YASUDA	JPN	06/20/2010	1:33.23
2:58.13	07/07/2012	USA	ROBERT STRAND	200 M. BRST	NOBUKO YASUDA	JPN	08/05/2010	3:24.79
28.54	06/27/2009	ESP	JOSEP CLARET	50 M. FLY	DIANN UUSTAL	USA	06/08/2013	34.56
1:07.34	08/11/2010	USA	RICHARD ABRAHAMS	100 M. FLY	BRIGITTE MERTEN	GER	09/03/2013	1:26.13
2:47.60	06/20/2009	GBR	DEREK PARR	200 M. FLY	CAROLYN BOAK	USA	08/12/2010	3:21.42
2:43.37	08/09/2009	USA	RICHARD BURNS	200 M. I.M.	BRIGITTE MERTEN	GER	07/01/2011	3:05.40
5:52.50	07/06/2012	USA	GEORGE WENDT	400 M. I.M.	CAROLYN BOAK	USA	07/23/2010	6:37.45
***** MEN *****				70-74	***** WOMEN *****			
28.35	06/26/2011	CAN	IAN SMITH	50 M. FREE	CHRISTEL SCHULZ	GER	01/16/2010	33.57
1:04.85	08/11/2013	USA	RICHARD BURNS	100 M. FREE	YOSHIKO OSAKI	JPN	09/05/2009	1:14.28
2:26.20	08/15/2008	USA	DAVID RADCLIFF	200 M. FREE	CHRISTEL SCHULZ	GER	08/02/2010	2:48.03
5:12.05	05/04/2001	USA	GRAHAM JOHNSTON	400 M. FREE	YOSHIKO OSAKI	JPN	07/18/2008	5:54.97
10:45.92	03/24/2002	USA	GRAHAM JOHNSTON	800 M. FREE	YOSHIKO OSAKI	JPN	11/01/2009	12:13.07
20:36.56	08/16/2001	USA	GRAHAM JOHNSTON	1500 M. FREE	JANE ASHER	GBR	06/01/2001	24:06.48
33.59	08/11/2013	USA	RICHARD BURNS	50 M. BACK	SATOKO TAKEUJI	JPN	10/06/2012	39.67
1:15.13	06/15/2013	USA	RICHARD BURNS	100 M. BACK	SATOKO TAKEUJI	JPN	06/15/2012	1:26.15
2:44.59	08/09/2013	USA	RICHARD BURNS	200 M. BACK	SATOKO TAKEUJI	JPN	07/14/2012	3:11.54
37.23	09/05/2009	JPN	YOSHIHIKO OSAKI	50 M. BRST	MONIKA SENFTLEBEN	GER	08/26/2012	42.80
1:24.12	06/02/2013	USA	DAVID GILDEA	100 M. BRST	DIANE FORD	GBR	03/09/2013	1:37.39
3:04.79	03/14/2009	AUS	MICHAEL MALONEY	200 M. BRST	DIANE FORD	GBR	06/14/2013	3:30.66
31.42	08/09/2013	USA	RICHARD BURNS	50 M. FLY	CHRISTEL SCHULZ	GER	05/08/2010	37.93
1:14.20	08/17/2013	USA	ROBERT POILETMAN	100 M. FLY	YOSHIKO OSAKI	JPN	07/19/2008	1:34.51
2:53.86	05/02/2009	NZL	BARRY YOUNG	200 M. FLY	JUNE KRAUSER	USA	06/27/1996	3:39.91
2:45.60	05/03/2009	NZL	BARRY YOUNG	200 M. I.M.	YOSHIKO OSAKI	JPN	06/21/2008	3:13.19
5:57.81	05/01/2009	NZL	BARRY YOUNG	400 M. I.M.	YOSHIKO OSAKI	JPN	11/09/2008	6:54.93
***** MEN *****				75-79	***** WOMEN *****			
30.28	07/11/2009	USA	DAVID RADCLIFF	50 M. FREE	JANE ASHER	GBR	03/03/2006	34.85
1:06.63	07/12/2009	USA	DAVID RADCLIFF	100 M. FREE	YOSHIKO OSAKI	JPN	06/23/2013	1:20.01
2:25.66	06/06/2009	USA	DAVID RADCLIFF	200 M. FREE	YOSHIKO OSAKI	JPN	09/27/2013	2:54.26
5:17.77	03/07/2009	USA	DAVID RADCLIFF	400 M. FREE	YOSHIKO OSAKI	JPN	07/12/2013	6:12.25
11:07.90	07/10/2009	USA	DAVID RADCLIFF	800 M. FREE	JANE ASHER	GBR	10/22/2006	12:58.94
21:03.06	07/10/2009	USA	DAVID RADCLIFF	1500 M. FREE	JANE ASHER	GBR	03/03/2006	24:41.76
36.14	08/16/2008	USA	YOSHI OYAKAWA	50 M. BACK	SHOKO YONEZAWA	JPN	01/17/2010	42.06
1:20.98	06/14/2009	USA	BURWELL JONES	100 M. BACK	JANE ASHER	GBR	10/21/2006	1:38.62
2:57.72	06/13/2010	USA	BURWELL JONES	200 M. BACK	JANE ASHER	GBR	06/16/2006	3:34.35
39.57	07/01/2011	GER	HANS REICHEL	50 M. BRST	SHOKO YONEZAWA	JPN	03/06/2010	43.95
1:29.35	12/08/2012	AUS	TONY GOODWIN	100 M. BRST	SHOKO YONEZAWA	JPN	03/06/2010	1:38.81
3:17.54	01/21/2012	AUS	TONY GOODWIN	200 M. BRST	SHOKO YONEZAWA	JPN	03/07/2010	3:41.53
32.61	02/11/2014	JPN	Y.FUNAHASHI	50 M. FLY	HARUMI OSGIMOTO	JPN	07/15/2013	41.54
1:26.04	07/19/2008	JPN	TAKASHI HAYASHI	100 M. FLY	JUDIE OLIVER	CAN	04/22/2007	1:47.40
3:26.21	06/15/2012	RSA	DAVID MCLACHLAN	200 M. FLY	SYLVIA NEUHAUSER	AUT	06/09/2004	4:03.55
3:06.58	06/13/2009	USA	BURWELL JONES	200 M. I.M.	YOSHIKO OSAKI	JPN	07/15/2013	3:32.94
6:48.48	06/14/2009	USA	BURWELL JONES	400 M. I.M.	JANE ASHER	GBR	03/03/2006	7:39.96
***** MEN *****				80-84	***** WOMEN *****			
31.96	05/20/2012	ESP	ROBERTO ALBERICHE	50 M. FREE	JANE ASHER	GBR	05/05/2012	37.61
1:13.12	07/02/2011	ESP	ROBERTO ALBERICHE	100 M. FREE	JANE ASHER	GBR	06/19/2011	1:24.18
2:48.76	07/01/2011	ESP	ROBERTO ALBERICHE	200 M. FREE	JANE ASHER	GBR	03/05/2011	3:07.40
6:10.13	05/20/2012	USA	GRAHAM JOHNSTON	400 M. FREE	JANE ASHER	GBR	05/05/2012	6:39.90
12:51.45	06/09/2012	USA	GRAHAM JOHNSTON	800 M. FREE	JANE ASHER	GBR	01/29/2011	13:51.21
24:40.69	05/15/2011	ITA	DIVANO GIULIO	1500 M. FREE	MARGERIE MEYER	USA	08/18/2002	29:35.03
38.16	01/20/2013	JPN	S.SEKIKAWA	50 M. BACK	BUNNY CEDERLUND	USA	03/29/2002	46.39
1:26.44	01/19/2013	JPN	S.SEKIKAWA	100 M. BACK	JANE ASHER	GBR	05/07/2011	1:46.11
3:16.22	06/07/2013	USA	BURWELL JONES	200 M. BACK	JANE ASHER	GBR	05/06/2012	3:47.96
41.68	09/18/2006	JPN	TOSHIO TAJIMA	50 M. BRST	ELIANE PELLIS	BEL	03/16/2013	48.36
1:39.32	08/11/2013	AUS	PATRICK GALVIN	100 M. BRST	ELIANE PELLIS	BEL	03/16/2013	1:50.05
3:43.82	03/16/2014	JPN	TSUTOMU KAJIHARA	200 M. BRST	A.VAN OBBERGHEN	BEL	05/04/2012	4:05.52
38.05	07/15/2013	JPN	TAKASHI HAYASHI	50 M. FLY	JANE ASHER	GBR	06/17/2011	46.21
1:29.39	03/06/2011	ITA	DIVANO GIULIO	100 M. FLY	JUDIE OLIVER	CAN	04/21/2012	1:54.93
3:31.42	06/22/2011	ITA	GIULIO DIVANO	200 M. FLY	JUDIE OLIVER	CAN	07/14/2012	4:15.19
3:29.66	07/14/2012	ESP	ROBERTO ALBERICHE	200 M. I.M.	JANE ASHER	GBR	05/07/2011	3:54.07
7:12.63	06/23/2011	ITA	GIULIO DIVANO	400 M. I.M.	JANE ASHER	GBR	01/30/2011	8:21.88

***** MEN *****				85-89	***** WOMEN *****					
33.94	03/02/2008	JPN	KEIJIRO NAKAMURA	50	M.	FREE	OLGA JOHNSON	NZL	03/25/2006	44.70
1:23.25	06/06/2010	USA	FRANK PIEMME	100	M.	FREE	JEAN TROY	USA	06/09/2012	1:43.68
3:13.78	07/16/2000	JPN	HIKOJI UEKI	200	M.	FREE	JEAN TROY	USA	07/14/2012	3:49.67
7:02.33	04/20/2013	AUS	ROD BAKER	400	M.	FREE	JEAN TROY	USA	07/15/2012	8:06.04
14:36.90	04/06/2008	USA	WILLARD LAMB	800	M.	FREE	MARGERIE MEYER	USA	07/08/2007	17:09.73
28:35.24	04/06/2008	USA	WILLARD LAMB	1500	M.	FREE	MARGERIE MEYER	USA	07/10/2009	32:11.49
39.89	07/18/2008	JPN	KEIJIRO NAKAMURA	50	M.	BACK	BETTY LORENZI	USA	07/07/2012	51.81
1:31.65	03/02/2008	JPN	KEIJIRO NAKAMURA	100	M.	BACK	BETTY LORENZI	USA	07/08/2012	1:54.22
3:28.59	07/19/2008	JPN	KEIJIRO NAKAMURA	200	M.	BACK	BETTY LORENZI	USA	07/06/2012	4:11.77
45.66	06/19/2010	JPN	TOSHIO TAJIMA	50	M.	BRST	OLGA KOKORINA	RUS	09/16/2009	57.24
1:51.79	07/24/2010	USA	FRANK PIEMME	100	M.	BRST	OLGA KOKORINA	RUS	05/31/2009	2:09.75
4:10.75	07/22/2012	USA	AL CRAIG	200	M.	BRST	OLGA KOKORINA	RUS	05/30/2009	4:43.93
45.63	07/03/2010	USA	FRANK PIEMME	50	M.	FLY	LOIS KIVI NOCHMAN	USA	06/07/2009	1:01.94
1:55.18	08/03/2010	USA	THOMAS MAINE	100	M.	FLY	LOIS KIVI NOCHMAN	USA	08/07/2009	2:23.89
4:15.86	07/11/2010	USA	THOMAS MAINE	200	M.	FLY	LOIS KIVI NOCHMAN	USA	07/25/2009	5:07.64
3:51.20	08/03/2010	USA	THOMAS MAINE	200	M.	I.M.	JEAN TROY	USA	06/11/2013	5:05.64
8:21.81	07/11/2010	USA	THOMAS MAINE	400	M.	I.M.	JEAN TROY	USA	06/10/2012	10:45.77
***** MEN *****				90-94	***** WOMEN *****					
40.72	08/11/2003	USA	WOODY BOWERSOCK	50	M.	FREE	OLGA KOKORINA	RUS	06/01/2013	49.68
1:38.05	09/24/2006	JPN	GORO KOBAYASHI	100	M.	FREE	OLGA KOKORINA	RUS	09/05/2013	1:59.86
3:41.77	08/08/2013	USA	WILLARD LAMB	200	M.	FREE	RITA SIMONTON	USA	07/20/2008	4:19.80
8:09.14	08/07/2013	USA	WILLARD LAMB	400	M.	FREE	RITA SIMONTON	USA	08/03/2008	9:04.93
16:28.37	08/09/2013	USA	WILLARD LAMB	800	M.	FREE	RITA SIMONTON	USA	08/14/2008	18:53.58
31:15.97	08/25/2013	USA	WILLARD LAMB	1500	M.	FREE	RITA SIMONTON	USA	06/01/2008	36:02.20
46.82	07/17/2006	JPN	GORO KOBAYASHI	50	M.	BACK	AILEEN SOULE	USA	08/25/1996	1:03.49
1:45.46	08/09/2006	JPN	GORO KOBAYASHI	100	M.	BACK	AILEEN SOULE	USA	08/25/1996	2:23.23
4:05.77	07/16/2007	JPN	GORO KOBAYASHI	200	M.	BACK	WILLY VAN RYSEL	GBR	03/03/2006	5:17.36
57.20	09/25/2005	JPN	HIROMU YOSHIMOTO	50	M.	BRST	OLGA KOKORINA	RUS	09/03/2013	1:03.72
2:15.43	09/19/2005	JPN	HIROMU YOSHIMOTO	100	M.	BRST	OLGA KOKORINA	RUS	06/02/2013	2:27.19
5:17.47	07/18/2005	JPN	HIROMU YOSHIMOTO	200	M.	BRST	OLGA KOKORINA	RUS	06/01/2013	5:21.78
1:00.30	08/11/2003	USA	WALTER PFEIFFER	50	M.	FLY	YONE MURATA	JPN	07/16/2012	1:22.05
2:31.03	08/11/2003	USA	WALTER PFEIFFER	100	M.	FLY				
5:51.79	08/11/2003	USA	WALTER PFEIFFER	200	M.	FLY				
5:02.64	02/29/2004	JPN	TOKUSHI KOMEDA	200	M.	I.M.	RITA SIMONTON	USA	08/16/2008	6:30.12
11:19.91	08/11/2003	USA	WALTER PFEIFFER	400	M.	I.M.				
***** MEN *****				95-99	***** WOMEN *****					
47.43	04/19/2013	AUS	GEORGE CORONES	50	M.	FREE	RITA SIMONTON	USA	06/23/2013	1:04.52
1:57.88	04/20/2013	AUS	GEORGE CORONES	100	M.	FREE	RITA SIMONTON	USA	08/08/2013	2:23.86
5:13.23	08/23/1998	USA	GUS LANGNER	200	M.	FREE	RITA SIMONTON	USA	08/08/2013	5:04.08
11:30.53	08/23/1998	USA	GUS LANGNER	400	M.	FREE	RITA SIMONTON	USA	08/09/2013	10:47.07
22:28.28	08/23/1998	USA	GUS LANGNER	800	M.	FREE	RITA SIMONTON	USA	08/09/2013	21:53.69
47:30.40	08/23/1999	USA	GUS LANGNER	1500	M.	FREE	RITA SIMONTON	USA	06/02/2013	41:39.68
1:01.61	07/16/2010	JPN	TOSHIJI SATO	50	M.	BACK	RITA SIMONTON	USA	08/10/2013	1:14.31
2:22.83	07/18/2010	JPN	TOSHIJI SATO	100	M.	BACK	RITA SIMONTON	USA	08/08/2013	2:42.67
5:30.07	07/17/2010	JPN	TOSHIJI SATO	200	M.	BACK	MIEKO NAGAOKA	JPN	03/06/2010	6:29.99
1:10.05	05/18/2013	AUS	GEORGE CORONES	50	M.	BRST	MIEKO NAGAOKA	JPN	09/11/2010	2:24.83
2:40.08	06/20/2010	JPN	HIROMU YOSHIMOTO	100	M.	BRST				
5:47.31	06/20/2010	JPN	HIROMU YOSHIMOTO	200	M.	BRST				
2:01.41	06/01/2008	USA	WALTER PFEIFFER	50	M.	FLY				
4:09.52	06/01/2008	USA	WALTER PFEIFFER	100	M.	FLY				
14:05.25	06/01/2008	USA	WALTER PFEIFFER	200	M.	FLY				
8:55.97	06/01/2008	USA	WALTER PFEIFFER	200	M.	I.M.				
17:29.20	06/01/2008	USA	WALTER PFEIFFER	400	M.	I.M.				
***** MEN *****				100-104	***** WOMEN *****					
1:31.19	02/01/2014	GBR	JOHN HARRISON	50	M.	FREE	MIEKO NAGAOKA	JPN	03/16/2014	1:41.88
3:23.10	02/01/2014	GBR	JOHN HARRISON	100	M.	FREE	MIEKO NAGAOKA	JPN	03/15/2014	3:45.85
				200	M.	FREE	MIEKO NAGAOKA	JPN	03/16/2014	8:29.07
				400	M.	FREE	MIEKO NAGAOKA	JPN	01/19/2014	16:36.80
				800	M.	FREE				
				1500	M.	FREE				
1:32.20	02/01/2014	GBR	JOHN HARRISON	50	M.	BACK	MIEKO NAGAOKA	JPN	01/19/2014	1:50.47
4:13.84	07/09/1994	USA	TOM LANE	100	M.	BACK	MIEKO NAGAOKA	JPN	01/18/2014	3:45.83
9:04.31	07/09/1994	USA	TOM LANE	200	M.	BACK	MIEKO NAGAOKA	JPN	03/15/2014	8:12.94
				50	M.	BRST				
				100	M.	BRST				
				200	M.	BRST				
				50	M.	FLY				
				100	M.	FLY				
				200	M.	FLY				
				200	M.	I.M.				
				400	M.	I.M.				

World Records

***** MEN *****		105-109	***** W O M E N *****	
		50 M. FREE		
		100 M. FREE		
		200 M. FREE		
		400 M. FREE		
		800 M. FREE		
		1500 M. FREE		
		50 M. BACK		
		100 M. BACK		
		200 M. BACK		
		50 M. BRST		
		100 M. BRST		
		200 M. BRST		
		50 M. FLY		
		100 M. FLY		
		200 M. FLY		
		200 M. I.M.		
		400 M. I.M.		
***** RELAY 200 M. FREE - WOMEN *****				
100-119 GOLD RUSH	JPN 10/08/2006	1:51.41	100-119 SG RUHR	GER 09/06/2013 2:04.88
NAHOMI SHIRATA	AKIKO YAMAMOTO		MARIT BLOEMER	SUSANNE HOCK
ARISA NAKAMURA	MIHO OKUHARA		ANNIKA MEISTER	VERA KREUTZENBECK
120-159 TSUNAMI	RUS 06/14/2012	1:50.08	120-159 KONAMI S L	JPN 09/22/2013 2:03.42
EKATERINA YUDINA	OLGA BORISOVA		AYAKO DOI	YOSHIMI MIWA
OXANA BRONITSKAYA	LIUBOV IUDINA		JUNKO ONISHI	JUNKO ISHIKAWA
160-199 TEAM TYR	USA 08/08/2006	1:48.44	160-199 TEAM TYR	USA 08/08/2006 2:04.75
SHERI HART	COLLETTE SAPPEY		JENNIFER STEIN	SUSAN VON DER LIPPE
ANNA PETTIS-SCOTT	SUSAN VON DER LIPPE		BETSY CLEARY	COLLETTE SAPPEY
200-239 CAPE TOWN MASTERS	RSA 03/19/2011	1:56.04	200-239 OREGON MASTERS	USA 08/17/2008 2:10.98
SANDERINA KRUGER	CECILIA STANFORD		KAREN ANDRUS-HUGHES	BECKY OBLETZ
MARCELLE STRAUSS	EDITH OTTERMANN		ARLENE DELMAGE	ROBIN PARISI
240-279 PACIFIC NORTHWEST AQ	USA 07/06/2012	2:09.56	240-279 PACIFIC NORTHWEST AQ	USA 07/07/2012 2:29.28
LISA DAHL	SARAH WELCH		STELLA PREISSLER	LISA DAHL
CHARLOTTE DAVIS	SUZANNE DILLS		CHARLOTTE DAVIS	SUZANNE DILLS
280-319 SG NEUKOLLN BERLIN	GER 03/15/2014	2:32.93	280-319 SPENCER SWIM TEAM	GBR 02/01/2014 2:52.29
MONIKA SENFTLEBEN	MARGA SCHULZE		JANET BROWN	DIANE FORD
BRIGITTE MERTEN	RUTH STUBERT		ALISON GWYNN	JEAN HOWARD JONES
320-359 BIG YOKOHAMA	JPN 09/21/2013	2:55.78	320-359 BIG YOKOHAMA	JPN 06/23/2013 3:27.07
SHOKO YONEZAWA	MASAE KURATA		SHOKO YONEZAWA	MASAE KURATA
MIEKO KAMOSHITA	SONOE WATANABE		SONOE WATANABE	MIEKO KAMOSHITA
360-399 NORTH LODGE NEPTUNES	AUS 02/24/2013	5:49.70	360-399	
CLARICE ARTIS	NANCY AYRES			
TRUDY BULLIVANT	HAZEL GILLBEE			
***** RELAY 400 M. FREE - WOMEN *****				
100-119 NORTH SYDNEY	AUS 07/18/2010	4:19.38	100-119 DE DINKEL	NED 05/04/2013 4:45.47
GILLIAN O'MARA	MELISSA BEAMES		FRANCA WILLEME	KARIN HIDDING
MELANIE SPEET	ISLA HALE		ANIQUE WILLEME	MARLIES REINDERS
120-159 RYOGOKU KINGYO	JPN 06/16/2012	4:07.62	120-159 RYOGOKU KINGYO	JPN 06/16/2012 4:37.21
HITOMI MATSUDA	MACHIKO IWASHITA		MITSUKO AZEYANAGI	SATSUKI HIRUKAWA
SATSUKI HIRUKAWA	MABI TSUKIOKA		HITOMI MATSUDA	MACHIKO IWASHITA
160-199 TSUNAMI	RUS 06/05/2011	4:17.76	160-199 RYOGOKU KINGYO	JPN 11/03/2013 4:47.03
EKATERINA YUDINA	MARTA RUMYANTSEVA		MITSUKO AZEYANAGI	SATSUKI HIRUKAWA
OLGA BORISOVA	OXANA BRONITSKAYA		MABI TSUKIOKA	JUNKO SATO
200-239 CAPE TOWN	RSA 03/14/2013	4:20.68	200-239 UCLA	USA 07/07/2013 5:02.61
SANDERINA KRUGER	CECILIA STANFORD		ERIKA STEBBINS	JENNY COOK
EDITH OTTERMANN	PERRY CADIZ		CHRISTIE CIRAULO	VERONICA HIBBEN
240-279 GOLD	USA 08/24/2013	5:02.64	240-279 OREGON	USA 07/09/2011 5:33.65
PEGGY MCDONNELL	DANIELLE OGIER		JOY WARD	GINGER PIERSON
CATHY MANCINO	LISA BENNETT		COLETTE CRABBE	KAREN ANDRUS-HUGHES
280-319 VIRGINIA MASTERS SWI	USA 06/22/2013	5:45.80	280-319 SG NEUKOLLN BERLIN	GER 04/05/2014 6:43.21
MARCIA BARRY	JOHNNIE DETRICK		MARGA SCHULZ	MONIKA SENFTLEBEN
LAURA WALKER	SHIRLEY LOFTUS-CHARLEY		BRIGITTE MERTEN	RUTH STUBERT
320-359 BIG S YOKOHAMA	JPN 06/16/2012	7:10.67	320-359 BIG S YOKOHAMA	JPN 06/16/2012 8:27.67
SHOKO YONEZAWA	SHIGEKO TANAKA		SHIGEKO TANAKA	MASAE KURATA
MASAE KURATA	MIEKO KAMOSHITA		SONOE WATANABE	MIEKO KAMOSHITA
360-399			360-399	

***** RELAY 800 M. FREE - WOMEN *****
 100-119 TRAFFORD METRO GBR 05/05/2012 9:23.95
 EMMA ROSS REBECCA LENNON
 LAURA BOWDEN LUCY LLOYD-ROACH
 120-159 OTTER SC GBR 06/18/2010 9:18.66
 NATALIE EFFEMEY GINA HOBSON
 HELEN PRENTICE MICHELLE SENECAL
 160-199 SC WIKING HERNE GER 04/08/2011 9:41.26
 PETRA DUDA TANJA BLOCH
 GABRIELE BRKOWSKI TANJA KINTRUP
 200-239 ARIZONA MASTERS USA 06/08/2013 10:00.03
 CAROLYN DUFFIELD BECKI MAJOR
 STEPHANIE MARTIN MONICA BAILEY
 240-279 GOLD USA 08/24/2013 11:01.53
 DANIELLE OGIER CATHY MANCINO
 LISA BENNETT PEGGY MCDONNELL
 280-319 SG NEUKOLLN BERLIN GER 04/05/2014 13:18.88
 ANGELIKA RADAU MARGA SCHULZE
 MONIKA SENFTLEBEN BRIGITTE MERTEN
 320-359 SUKOYAKA ST JPN 08/26/2012 19:36.35
 CHIYOKO TAKIZAWA TOSHIKO AMANO
 EIKO SATO TERUKO UEDA
 360-399

***** RELAY 200 M. FREE - M E N *****	***** RELAY 200 M. MEDLEY - M E N *****
100-119 MAC-MINA BRA 11/29/2009 1:31.95	100-119 MOBI DICK BRA 05/14/2005 1:44.60
RENE LEITE RODRIGO TRIVINO	JAIME SUMIDA LEONARDO DEFRANCA
DANIEL BELINI PIERO RODIGHERI	EDUARDO FISCHER PAULO HORST
120-159 TSUNAMI RUS 09/03/2013 1:34.39	120-159 KATRAN MASTERS UKR 09/09/2011 1:45.71
VITALY CHERNYI VJACHESLAV SHIRSHOV	DENYS SYLANTIEV
DMITRII KALENOV SERGEY MUKHIN	OLEKSANDR VOLYNETS
160-199 TEAM TYR USA 08/08/2006 1:36.28	160-199 TEAM TYR USA 08/08/2006 1:47.72
MATTHEW EISENHUTH JOHN SMITH	GREG RHODENBAUGH
RICHARD SAEGER PAUL SMITH	JOHN SMITH
200-239 COLORADO USA 08/08/2006 1:38.24	200-239 COLORADO USA 08/08/2006 1:50.83
JACK GROSELLE TRIP HEDRICK	JACK GROSELLE
STEVE WOOD RICHARD ABRAHAMS	RICHARD ABRAHAMS
240-279 OREGON MASTERS USA 08/16/2008 1:45.90	240-279 TAMALPAIS USA 06/14/2012 2:02.72
MIKE TENNANT TOM LANDIS	KENNETH FROST
ROBERT SMITH WES EDWARDS	TATE HOLT
280-319 GOLD COAST MASTERS USA 06/09/2013 1:58.43	280-319 SAN DIEGO SWIM MASTE USA 08/08/2009 2:16.74
DAVID QUIGGIN JOSE FERRAZ	PETER ANDERSEN
CAV CAVANAUGH LEE CHILDS	DONALD HUBBARD
320-359 JUEI CLUB JPN 07/21/2003 2:20.89	320-359 JUEI CLUB JPN 07/16/2007 2:52.80
SHOICHI SHIDA KEIJIRO NAKAMURA	SHOICHI SHIDA
KATSUZO SHIRAYAMA ISAMU TAMURA	ISAMU TAMURA
360-399 JUEI CLUB JPN 03/02/2008 3:08.87	360-399 NISHINOMIYA SUMIRE JPN 06/20/2009 4:13.40
ISAMU TAMURA HIDEYA FUJII	HIROMU YOSHIMOTO
TOKUSHI KOMEDA HIDEKAZU TAMURA	KAZUNAGA AKUTSU

***** RELAY 400 M. FREE - M E N *****	***** RELAY 400 M. MEDLEY - M E N *****
100-119 G-TRAVELERS JPN 06/23/2013 3:30.77	100-119 CFC FUTAMATAGAWA JPN 11/03/2013 4:04.18
YOSHINORI MURAMATSU KOSUKE MAEDA	HIDEAKI AOKI KUNIHICO CHIKEN
KENSUKE MAEDA NAOFUMI UTSUGI	HIROSHI TAKAYANAGI TAKAYUKI MAEDA
120-159 ILLINOIS MASTERS USA 07/30/2011 3:36.59	120-159 GUNMA TAKESHI JPN 11/11/2012 4:00.94
DAVID KINSELLA VINCENT ALLEGRA	YOSHINORI IWASAKI KAZUYA KOIKE
CHARLES CUNNICK TIMOTHY CARLSON	AKIHIRO SHIMIZU NOBUAKI INOMATA
160-199 LONGHORN AQUATICS USA 07/03/2011 3:38.60	160-199 CWC SHINURAYASU JPN 11/11/2012 4:10.25
TYLER BLESSING MIKE VAROZZA	RYOSUKE KUNISAWA MAKOTO ONODERA
ANDERS RASMUSSEN CHRIS ECKERMAN	YOSHITO NODA YASUhide SATO
200-239 LONGHORN AQUATICS USA 08/12/2012 3:52.34	200-239 LONGHORN AQUATICS USA 08/11/2012 4:13.76
MIKE VAROZZA JIM SAUER	ANDERS RASMUSSEN DAVID GUTHRIE
DAVID GUTHRIE ANDERS RASMUSSEN	JIM SAUER MIKE VAROZZA
240-279 OREGON MASTERS USA 08/25/2013 4:13.13	240-279 VENTURA COUNTY MASTE USA 05/16/2010 4:46.32
STEVE MANN DOUG BROCKBANK	JIM MCCONICA JOHN DERR
WES EDWARDS MIKE TENNANT	HUBIE KERNS GLENN GRUBER
280-319 FLUMINENSE F.C. BRA 04/21/2012 4:56.40	280-319 BIRMINGHAM GBR 05/05/2012 5:37.43
GYORGY PAVETITS ANTONIO ORSELLI	ALAN JACKSON KEITH INGRAM
ONDAMAR SILVA JOSE EUGENIO FERRAZ	TREVOR CLARK ARTHUR LOWE
320-359 MICHIGAN MASTERS USA 07/28/2013 6:48.47	320-359 SAN DIEGO SWIM MASTE USA 07/24/2011 7:03.00
ROBERT DOUD WALLIE JEFFRIES	DALE WEBSTER FREDERICK HOPPE
JOEL LOCKWOOD ERIK LOKENSGARD	MIKE FRESHLEY KEN KIMBALL
360-399	360-399

World Records

***** RELAY 800 M. FREE - M E N *****
 100-119 G-TRAVELERS JPN 06/23/2013 7:56.33
 YOSHINORI MAUAMATSU KOSUKE MAEDA
 NAOFUMI UTSUGI KENSUKE MAEDA
 120-159 ILLINOIS MASTERS USA 07/31/2011 8:05.60
 DAVID KINSELLA VINCENT ALLEGRA
 CHARLES CUNNICK TIMOTHY CARLSON
 160-199 G.N.UNIAO BRA 04/25/2013 8:28.04
 FAUSTO DE MATTOS MARCUS MATTIOLI
 FERNANDO LIMONGI EDUARDO MAROCCO
 200-239 BRASIL MASTERS BRA 07/06/2013 8:38.24
 HELIO CELIDONIO DJAN GARRIDO MADRUGA
 ROBERTO CARLOS CARVALHO MARCUS LABORNE MATTIOLI
 240-279 VENTURA COUNTY MASTE USA 08/11/2012 9:20.38
 JIM MCCONICA HUBIE KERNS
 GLENN GRUBER MICHAEL BLATT
 280-319 OREGON MASTERS USA 08/25/2013 10:28.53
 TOM LANDIS DAVID RADCLIFF
 BOB BRUCE STEVE JOHNSON
 320-359 MASTERS OF SOUTH TEX USA 08/11/2012 14:03.88
 JOE GRAY GRAHAM JOHNSTON
 LOUIS RAIBORN WILLIAM BLAKE
 360-399

***** RELAY 200 M. FREE - MIXED *****
 100-119 PSV NED 09/05/2013 1:41.21
 RIENEKE TERINK GEERT LANTINK
 MARJOLYN WUISMAN STEFAN OOSTING
 120-159 SV WASSERFREUNDE 189 GER 08/04/2010 1:42.10
 SILKE IHSEN TIMO NOLTE
 NINA-CHRISTIN WINTER STEPHAN KUNZELMANN
 160-199 TEAM TYR USA 08/08/2006 1:42.27
 JOHN SMITH RICH SAEGER
 COLLETTE SAPPEY SHERI HART
 200-239 COLORADO USA 08/08/2006 1:44.96
 TRIP HEDRICK KIM CROUCH
 KATHY GARNIER RICHARD ABRAHAMS
 240-279 TAMALPAIS AQUATIC MA USA 08/04/2011 1:56.00
 RICHARD BURNS LAURA VAL
 BARBARA WHEELER TATE HOLT
 280-319 ST KANSAI JPN 07/07/2012 2:13.73
 YOSHIYUKI FUNAHASHI FUSAKO HIROOKA
 YOSHIKO OSAKI KOJI NAKANO
 320-359 JUEI CLUB JPN 07/17/2006 2:37.10
 ISAMU TAMURA MIEKO KAMOSHITA
 YURIKO NAGAMATSU KEIJIRO NAKAMURA
 360-399 MISSION VIEJO MASTER USA 08/09/2013 3:36.78
 FRANK PIEMME MAURINE KORNFELD
 RITA SIMONTON JURGEN SCHMIDT

***** RELAY 200 M. MEDLEY - MIXED *****
 100-119 OAHU CLUB JPN 07/17/2006 1:51.99
 TSUYOSHI KITASHITA HITOMI MATSUDA
 KOHEI KAWAMOTO ISUZU MAEDA
 120-159 PHOENIX SWIM CLUB USA 07/08/2012 1:50.77
 NORIKO INADA JEFF COMMINGS
 MISTY HYMAN JOSE PONCE
 160-199 NO STARS UKR 09/04/2013 1:55.79
 VIKTOR AREFIEV SVITLANA BONDARENKO
 STANISLAV KROT NATALIA GOLUBOVA
 200-239 SAN DIEGO SWIM MASTE USA 08/15/2005 2:02.32
 KARLYN PIPES-NEILSEN CAROLINE KRATTLI
 SCOTT LAUTMAN VINUS VAN BAALEN
 240-279 TAMALPAIS AQUATIC MA USA 08/08/2009 2:09.06
 RICHARD BURNS KENNETH FROST
 LAURA VAL BARBARA WHEELER
 280-319 ST KANSAI JPN 09/06/2009 2:26.90
 YOSHIKO OSAKI YOSHIHIKO OSAKI
 YOSHIYUKI FUNAHASHI FUSAKO HIROOKA
 320-359 JUEI CLUB JPN 07/19/2009 3:15.58
 KEIJIRO NAKAMURA SHOICHI SHIDA
 SETSUKO KOBAYASHI MIEKO KAMOSHITA
 360-399 MISSION VIEJO MASTER USA 08/10/2013 4:19.30
 RITA SIMONTON JURGEN SCHMIDT
 FRANK PIEMME MAURINE KORNFELD

***** RELAY 400 M. FREE - MIXED *****
 100-119 CST CASTELLON ESP 07/13/2012 3:55.40
 ARTURO GONZALEZ JENNIFER NOVA
 PAOLA PASTOR OLIVER PLANES
 120-159 OTTER GBR 06/18/2011 3:56.35
 DAVID ROBERTS DAVID WARREN
 GINA HOBSON NATALIE EDDMEY
 160-199 EMSC CAN 05/26/2013 3:58.83
 BARRY SARETSKY CEILIDH OSLAND
 MICHELLE MACWHIRTER BARRY LEWIS
 200-239 TSUNAMI RUS 04/25/2014 4:13.27
 VLADLEN NESVETAEV OXANA BRONITSKAYA
 VLADIMIR KULAGIN OLGA BORISOVA
 240-279 NEW ENGLAND MASTERS USA 06/03/2012 4:28.01
 DANIEL ROGACKI JACKI HIRSTY
 TRACEY GRILLI GREG SHAW
 280-319 TEAM FURINKAZAN JPN 11/03/2013 5:19.13
 HIROSHI MATSUMOTO KATSUKO MATSUMOTO
 KYOKO KAWASHIMA AKIRA FUJIMAKI

***** RELAY 400 M. MEDLEY - MIXED *****
 100-119 SISPORT FIAT ITA 02/16/2014 4:24.28
 MATTEO ZAMORANI ANNA PASERO
 YOJAN FIDEL GARCIA VIEL DANIELA GIGANTIELLO
 120-159 TEAM DASH JPN 03/16/2014 4:24.12
 RISA MONONOBE KIYOMI SAKAI
 FUMINORI YASAKA YASUNORI MONONOBE
 160-199 TSUNAMI RUS 04/16/2011 4:28.25
 OKSANA BRONITSKAYA SERGEY SITDIKOV
 ANDREY KREMLYOVSIIY OLGA BORISOVA
 200-239 OREGON MASTERS USA 08/25/2013 4:49.68
 VALERIE JENKINS PATRICK ALLENDER
 DENISE STUNTZNER BRENT WASHBURNE
 240-279 OREGON USA 07/10/2011 4:58.85
 KAREN ANDRUS-HUGHES ALLEN STARK
 ARLENE DELMAGE DAVID RADCLIFF
 280-319 NEVA STARS RUS 04/16/2011 6:15.21
 KIRA MAKAROVA ALEKSANDR KHARCHENKO
 IGOR ANDREEV OLGA KOKORINA

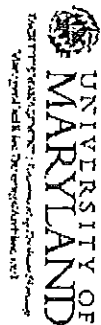
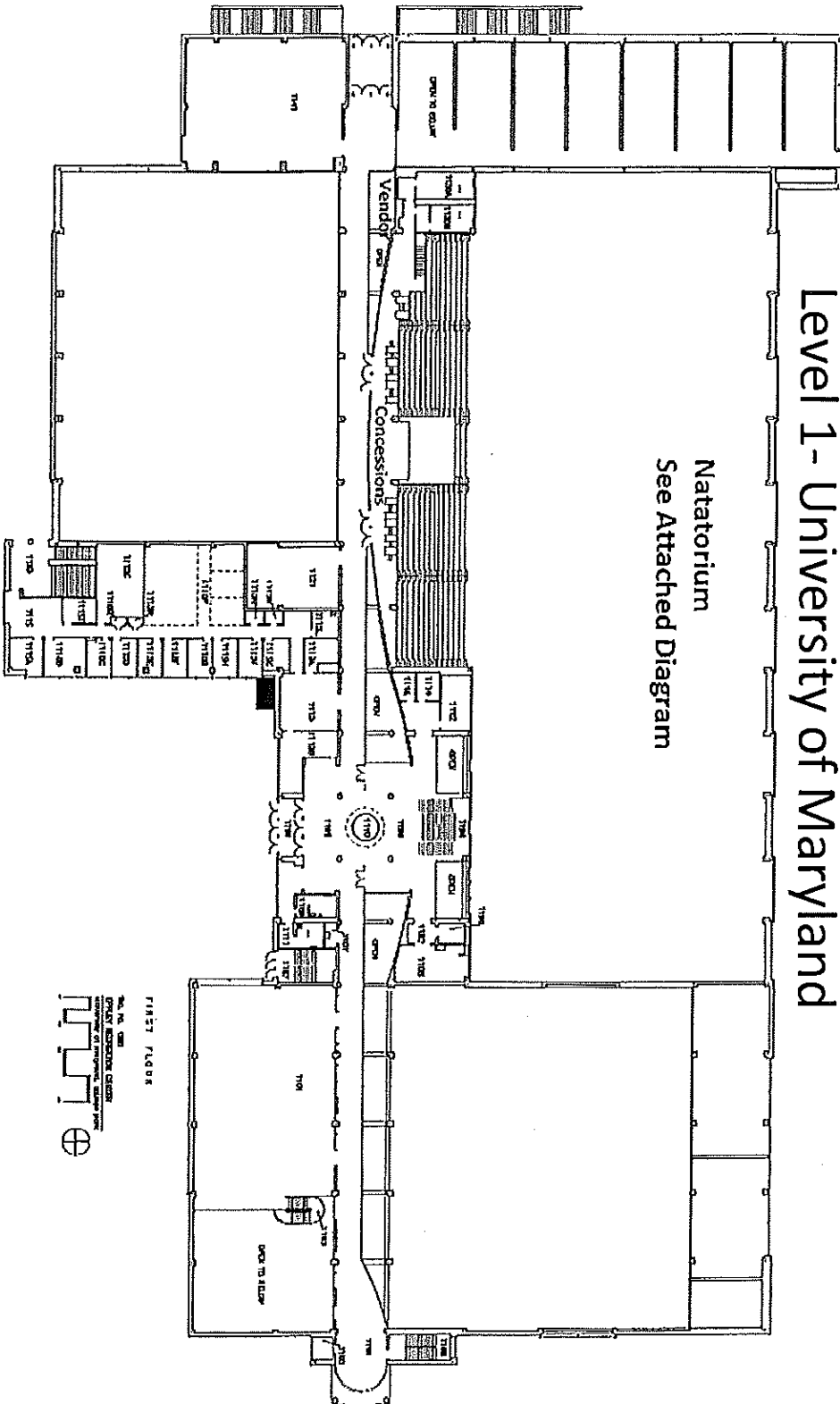
320-359 FLORIDA MAVERICK MAS	USA	06/12/2011	6:43.08	320-359 FLORIDA MAVERICKS	USA	06/12/2010	8:08.47
CHARLES WEATHERBEE				PAUL HUTINGER			
PATRICIA TULLMAN				PATRICIA TULLMAN			
360-399 MISSION VIEJO NADADO	USA	07/07/2013	8:26.02	360-399 MISSION VIEJO NADADO	USA	07/07/2013	10:20.46
FRANK PIEMME				RITA SIMONTON			
RITA SIMONTON				FRANK PIEMME			
***** RELAY 800 M.	FREE - MIXED	*****	*****				
100-119 CFC FUTAMATAGAWA	JPN	11/04/2012	8:59.32				
TAKAYUKI MARDA				ERIKA YANAI			
AI UCHIDA				HIROSHI TAKAYANAGI			
120-159 MOVY	USA	03/09/2013	8:41.82				
JOY STOVER				CHRISTIE PETERFISH			
TONY STEWART				ANTHONY DIERS			
160-199 KONAMI NISHINOMIYA	JPN	07/07/2012	8:55.24				
KYOKO FUJIOKA				JUNKO NAGASE			
GO KUWATA				TETSUJI HIKOSAKA			
200-239 SYSM	USA	06/11/2010	9:27.80				
BILL BRENNER				KEVIN MCCORMACK			
ELLEN BENNETT				ELENE KAY JONES			
240-279 TAMALPAIS AQUATIC MA	USA	07/09/2010	10:09.67				
RICHARD BURNS				BARBARA WHEELER			
LAURA VAL				KENNETH FROST			
280-319 ISLAND TAKATSUKI	JPN	06/18/2011	12:20.41				
KIHEI YOSHIMURA				KIYOKO IKEUCHI			
MICHIKO OTO				SHINGO YAMAMOTO			
320-359 AZSC	BEL	12/08/2012	15:41.78				
GEORGES VERHELST				ELIANE PELLIS			
AGNES VAN OBBERGHEN				JEF VAN ROY			
360-399 MISSION VIEJO NADADO	USA	07/07/2013	18:14.23				
FRANK PIEMME				MAURINE KORNFELD			
RITA SIMONTON				JURGEN SCHMIDT			

Summer Nationals

Level 1- University of Maryland

Natatorium

See Attached Diagram

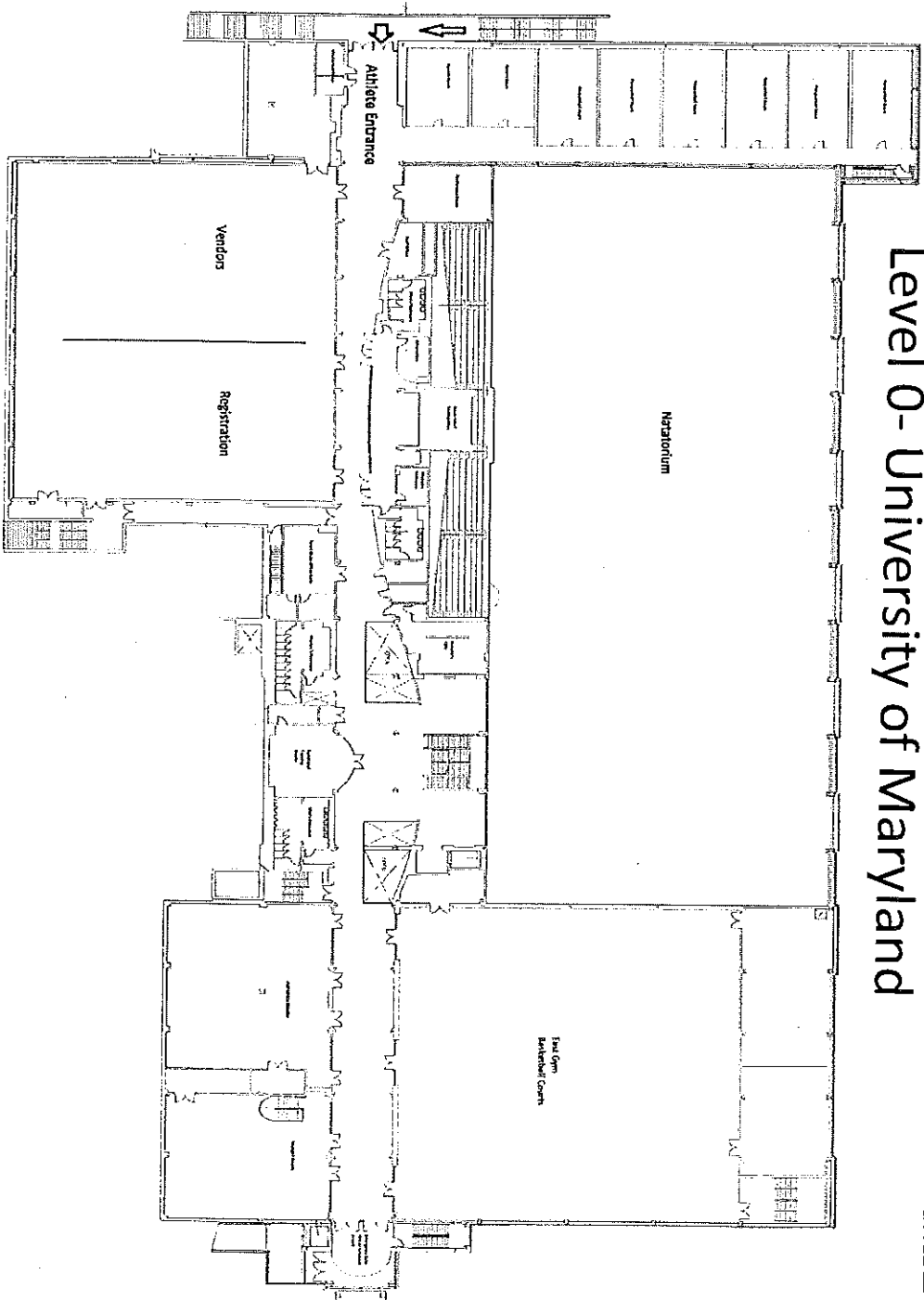
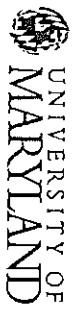


Drawing by: Lyle S. Clark, P.E. - 2008

Lyle S. Clark, P.E. 2008 Copyright 2008 All Rights Reserved

Summer Nationals

Level 0 - University of Maryland



SAVE THE DATE

AUGUST 6-9, 2015

Cleveland is more than a host city. It's an unforgettable experience.



Come see what
makes **CLEVELAND**
so special!

U.S. MASTERS SWIMMING
SUMMER NATIONAL
CHAMPIONSHIP

Cleveland, Ohio - August 6-9

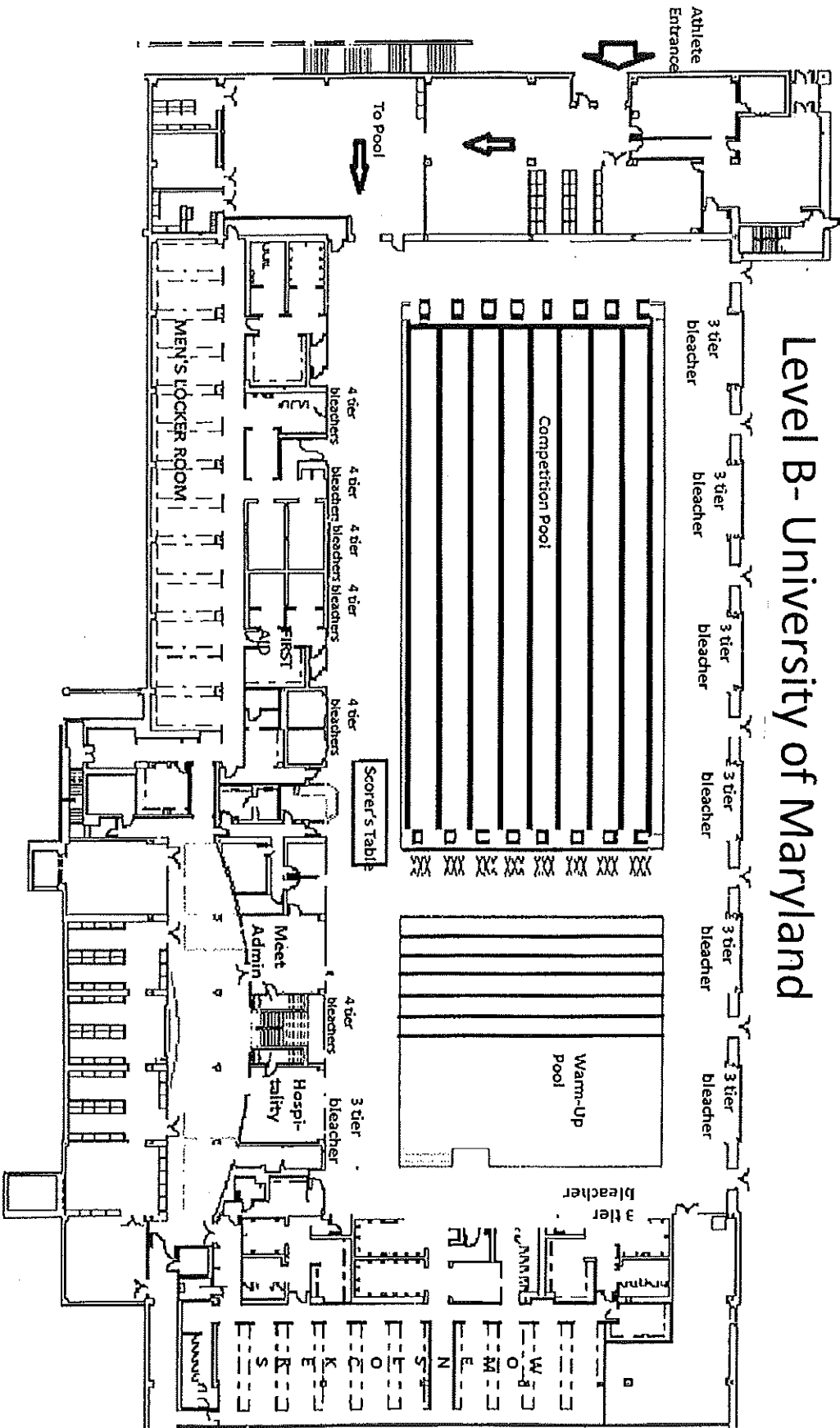
2015

PRESENTED BY **Marriott.**



Summer Nationals

Level B- University of Maryland





NATALIE COUGHLIN
 3-time Olympian
 12-time Olympic medalist




TRAIN IN STYLE COLLECTION AVAILABLE ON DECK

Equal parts fashion and function. This collection is constructed with our hard-working Speedo Endurance Lite fabric and designed with bold, funky prints allowing you to get out there and swim out loud.



www.speedousa.com

Speedo and  are registered trademarks of and used under license from Speedo International Limited.

