

2016



Summer National Championship



Welcome to Oregon!



Welcome to Oregon and to the 2016 U. S. Masters Swimming Summer National Championship. We hope you will enjoy the natural beauty Oregon has to offer, as well as a great swimming experience in our World Class aquatic center. In the fall of 2007, the long course pool received a \$1.4 million face-lift. Almost three feet was added to the deck surrounding the pool, which allowed the entire pool to be deepened. It is one of the deepest pools in the nation, which translates into calmer racing water with less wake and therefore faster times. In addition, you'll enjoy our Daktronics scoreboard system opposite the start end of the pool. It will help keep you abreast of how the meet is progressing and how your teammates are doing. So, on behalf of Oregon Masters Swimming and Mt. Hood Community College we wish you fast swimming and fun times in a facility and environment we are proud to offer.



Welcome to

Gresham, OR
and the



2016

U.S. Masters Swimming

Summer National Championship

*Need a little coffee to fuel your day?
We've got you covered.*



224699 SE Stark St
Troutdale, OR

HOURS: 5AM-9PM EVERYDAY



0.7 Miles from Mt. Hood Community College.



BLACKROCKCOFFEEBAR



BLACKROCKTROUTDALE



July 20, 2016

Welcome Swimmers, Coaches, Officials, Volunteers and Friends of Swimming,

On behalf of Mt. Hood Community College and Oregon Masters Swimming, we welcome you to the beautiful State of Oregon. We know you will enjoy our "Pacific Wonderland." We are excited to be your host for the next five days.

We are very grateful for the opportunity to host our fifth U.S. Masters Swimming Summer National Championship. Oregon Masters Swimming and Mt. Hood Community College have hosted National events in 1982, 1986, 1995, and 2008. We look forward to providing a memorable experience in 2016. Our friendly volunteers, local attractions, and world-class facility will ensure an amazing week of racing and socializing with over 1,200 of your friendliest rivals.

We hope you are able to take time and enjoy the local scenery, attractions, and reconnecting with your swimming friends at our local eateries, breweries, and wineries.

To the Coaches, Officials, and Volunteers, we are thankful for your time and service to our great sport of swimming. To all of the Swimmers, we are grateful for your commitment to swimming, your competitive spirit, determination and for traveling to the Pacific Northwest.

We wish you a fun, safe and rewarding event. May you all achieve personal success and have the time of your life.

Best of luck! Swim fast, have fun and make some new friends!

Your Meet Directors,

Tim Waud

Dennis Baker

Head Coach
Oregon City Tankers

Head Coach
Oregon Reign Masters



Papa Murphy's[®]

is a proud supporter of
Mt. Hood Aquatics and the
USMS Summer Nationals Meet

**VISIT OUR NEARBY
LOCATION AND ENJOY**

**\$5 OFF
YOUR PIZZA**

**IN-STORE OFFER ONLY. Discount off regular menu price pizza.
Excludes Mini Murph[®], FAVES[®] and Desserts.**

Must bring flyer to store to redeem offer.

Meet Director's Choice

phone ahead, we'll have it ready when you arrive

PORTLAND

18012 SE Stark St
503-666-PAPA (7272)

WOOD VILLAGE

731 N E 242nd Ave
503-666-3650

GRESHAM

408 NW Burnside Rd
503-661-4282



ORDER ONLINE!

WWW.PAPAMURPHYS.COM

Available only for participating locations with Online Ordering

we welcome **EBT**
at participating locations

Welcome to Gresham, U.S. Masters Swimming Summer National Championships!

No matter how long your stay, we are pleased to have you in our community and you're in luck because, while Gresham is great in every season, it really shines in summer.

I invite you to visit our historic downtown to enjoy great local restaurants and shops. If you have children with you, make sure to swing by the Arts Plaza to splash in the Children's Fountain or experience some of Gresham's 900 acres of open space, 300 acres of parks and 10 miles of trails. On foot or by bike, there are plenty of ways for to savor the summer sun in Gresham.

Our Summer Kids in the Park program offers free daily activities and lunch to children at Main City, Vance and Red Sunset parks. And Gresham's three farmers markets – in Rockwood, downtown Gresham and at the Mount Hood Community College Campus – have plenty of produce, food and crafts to sample.

Visit the Gresham Area Chamber of Commerce website at greshamchamber.org for information on the businesses in our community or the City's website at greshamoregon.gov to learn more about what Gresham has to offer during your stay.

Thanks for visiting Gresham!

Sincerely,



Shane T. Bemis
Mayor

**“If you are looking for a real Straight Shooter,
Then hire a Professional”!**

Christy Hartman-DeCoursey

Cowboy Mounted Shooting
Association World Champion 2006
Ladies Level 1 Senior.

Christy Hartman-DeCoursey has been a Real Estate Professional for the past 26 years, specializing in Residential, Ranch & Farm properties. She listens to her clients and always puts their needs first! Integrity and honesty is guaranteed when hiring this professional.



Scan for videos:



Christy Hartman-DeCoursey

Principal Broker
hartmanch@comcast.net
Licence #881200082

503-866-8255
DeCoursey Ranch Realty
61416 Cougar Trail, Bend, Oregon 97701



Specializing in Residential, Ranch & Farm Properties



OFFICE OF THE PRESIDENT

Debra A. Derr, Ed.D.

President

503-491-7211

Debra.Derr@mhcc.edu

Welcome everyone to the 2016 US Masters Swimming Summer National Championships!

Mt. Hood Community College is proud to be the host site for this outstanding event and we would like to salute all the athletes and coaches who are here today competing – the result of long hours in and out of the pool, and a commitment towards a greater goal. You should be extremely proud of yourselves, and in the hard work and dedication you have demonstrated to reach and compete at so high a level.

The college would also like to acknowledge the families and friends who are also here in attendance, and who have supported these athletes through a long season. To be truly successful, an athlete needs that support from their families and their community, and their successes should be shared by all.

We here at Mt. Hood Community College strongly believe in that message of community. By working together, we can pool our resources and ensure that students have everything they need to succeed and to graduate.

It's hard to believe that the college is now finishing its yearlong celebration of our 50th anniversary. That's five decades of being a partner in the lives of families here in the City of Gresham, the larger east county and throughout the state of Oregon. Partnerships, like this one with US Masters, are an incredibly important part of the mission of Mt. Hood Community College, and we are thrilled that this event is taking place here in our Aquatics Center.

Once again, welcome to MHCC and here's hoping your experience here is an amazing one!

Sincerely,

A handwritten signature in black ink that reads "Debra A. Derr".

Debra A. Derr
President

be | your dream



**ANNUAL
"NEW YEARS RESOLUTION"
BEACHFRONT TRAINING CAMP**

**SANTA BARBARA, CALIFORNIA
DECEMBER 27, 2016 - JANUARY 1, 2017**

Santa Barbara Swim Club (SBSC) Masters invites you to kick-off the new year with our professional butt-kicking New Year's training camp. This week-long, beachfront training camp will jump start your 2017 season with some **serious training** ... and allow for you to have some fun out of the pool too!

Our expert coaches have built a challenging mix of pool swimming, "frog-fit" high intensity circuit training and dry land workouts to help you reach your personal best through **individualized stroke analysis and personal feedback** during all practices.

Ideal for **all levels of masters swimmers** who are looking to improve overall fitness and stroke technique.

**Unique Destination
Training Opportunity**

**Expert Coaching with
personal goal setting
and training plans**

**Awesome jump start
to your 2017 short
course season**

**Explore
Santa Barbara
Wine Tasting, Hiking,
Surfing, Shopping**

For more information:

Website:
[Sbswim.net/masters camps](http://Sbswim.net/masters%20camps)

Email:
Markstorio1@gmail.com

Facebook: Santa Barbara
Swim Club Swim and
Triathlon Camps



Thank You to all of our volunteers who made hosting this event possible!

Meet Directors

Dennis Baker and Tim Waud

USMS Championship Liaison

Jim Clemmons

Announcers

Dave Wierdsma and Jon French

Organizing Committee

Tim Waud/Tam Jenkins - Awards	Tim Waud/Sandi Rousseau – Program Editor
Kermit Yensen – Budget/Finance	Walt Reid/MB Windrath/Steve Darnell – Records and Splits
Tim Waud – Communications/Publicity	Paul Windrath - Safety Marshalls
Joy Ward - EMT/Medical	Marisa Frieder - Shuttle
Karen Andrus-Hughes/Arlene Delmage – Event Sponsors	Donna Ryan - Signage
Tanya Richardson – Facility	Dennis Baker/Ellen Summers - Social
Tam Jenkins - Goody Bags	Sandi Rousseau – Solutions Desk
Jody Rash - Hospitality	Tim Waud/Jeanna Summers - Souvenirs
Susan Albright – Logo Design	Tim Waud/Jill Waud – Tents
Seth Alley – Massage	Marisa Frieder – Timers
Roxanne Redwine Baker -	Susan Albright/Jenn Pidkowicz/Jeanne Teisher -
Office Administration/Secretary	Volunteer Coordinators
Jacki Allender/Dennis Baker – Officials Recruitment	Matt Miller - Webmaster
Ginger Pierson – On Site Check-in	Bonnie Edwards – Assistant Webmaster
Matt Miller – Program Ads	

Officials

Referee: Jacki Allender
Administrative Referee: Herb Schwab
Head Starter: Teri White
Team Lead Chief Judge: Al Ness
USMS Officials Liaison: Al Ness

Pat Allender	Linda Eaton	Marie Lin
Rick Biggs	Judy Gillies	Judy Miller
Ken Breiding	Dan Gipe	Julia Murphy
Lisa Cardillo	Steven Goldman	Lisa Sandoval
Dick Chapman	Bob Keller	Tina Strahan
Sean Cho	Cory Keller	Jim Teisher
Sandy Drake	Leo Lin	JoAnne Wisniewski

There are countless volunteers in addition to the names above who made this national championship meet possible. We are grateful to all of them!

MARYS PEAK VINEYARD

&

est. 1977

SPINDRIFT CELLARS

est. 2003



Award winning
Oregon Wine

**BEST OF LUCK AT
NATIONALS SWIMMERS**



spindriftcellars.com

810 Applegate St. Philomath, OR 97370 541.929.6555

Contents

Shuttle Map	5
Meet Information	9
Club Roster — Local Clubs	17
Club Roster — Regional Clubs	25
Athlete Roster (by Club)	26
Event Sponsors	36
Day 1 — Wednesday, August 17	37
Day 2 — Thursday, August 18	39
Day 3 — Friday, August 19	51
Day 4 — Saturday, August 20	63
Day 5 — Sunday, August 21	75
National Records	86
Facility Map	92
Time Line	<i>Back Cover</i>

Kari Abraham Suppes

Missy Moss

Dunja McKenney Marcum

Willamalane Swim Club
8 and Under
To
Willamalane Masters
Professional Women and Moms

We've had the best Coaches and Families along the
Thank you for all your support thru the past 40 years of swimming!!

Coaches
Dan Cole and Dennie Abraham

Bert & Judy Hockett
Ed & Connie McIndoo
Dennie & Linda Abraham
Paul & Gretchen Plath
Sandy DeWald
Elva DuVall
Eva McKenney
Danna McKenney

Julie Hockett Sedgwick

Lynette McIndoo Greco

Beverly DuVall Bray

Summer Nationals Olympics Social

An Olympics Social at the meet headquarters hotel, Quality Inn, will be held on Friday, August 19, from 7 to 9 p.m. A big-screen TV will be showing swimming from the 2016 Olympics in Rio. Menu choices include a variety of healthy entrees (including a vegetarian and gluten-free option) and associated side dishes. Tickets will be available for purchase at the Solutions table. Cost is \$25.



Multnomah Falls

Columbia River Gorge/Multnomah Falls Scenic Trip

On Thursday, August 18, from 4 to 8 p.m., plan to take advantage of a beautiful 16-mile drive up the Columbia River Gorge to Multnomah Falls. The buses will be air-conditioned and participants will be picked up and returned to the Aquatic Center. The bus will also return participants to hotels on the shuttle route. A dinner box with a turkey sandwich, penne pasta salad, cookie, and bottled water is included (vegetarian sandwich and/or gluten free bread options will be available for pre-order). We have a few spots available for purchase at the Solutions table. Cost is \$45.

Shuttle

LOOK FOR THE YELLOW SCHOOL BUS!

The shuttle will operate throughout the event, Wednesday August 17-Sunday August 21, 2016.

The trip from the pool to the three hotels on the shuttle route will take from 20 to 40 minutes depending on traffic conditions. The bus will pause at each hotel stop to look for passengers. Each day the shuttle will start at the Quality Inn and the shuttle will leave the Aquatic Center once it has completed the hotel loop.

Shuttle Route Loop:


Stop #1	Quality Inn	2752 NE Hogan Dr.
Stop #2	Days Inn & Suites Gresham	24124 SE Stark St.
Stop #3	Clarion Inn	1060 NE Cleveland Ave.
Stop #4	Mt Hood Aquatic Center	3545 NE 17th St.



**Riverside Aquatics Association
is Proud to Host
2017 NATIONWIDE USMS
SPRING NATIONALS
APRIL 27-30, 2017
RIVERSIDE AQUATICS COMPLEX
RIVERSIDE, CA**







- Host to CIF-SS Swimming and Diving 2011-2016 *and* Southern California Swimming Junior Olympics 2012-2016
- A walkable main street and a host of historic spots
- Within an hour of all Southern California major attractions (Palm Springs, Disneyland, Universal Studios, Beaches & Mountains)

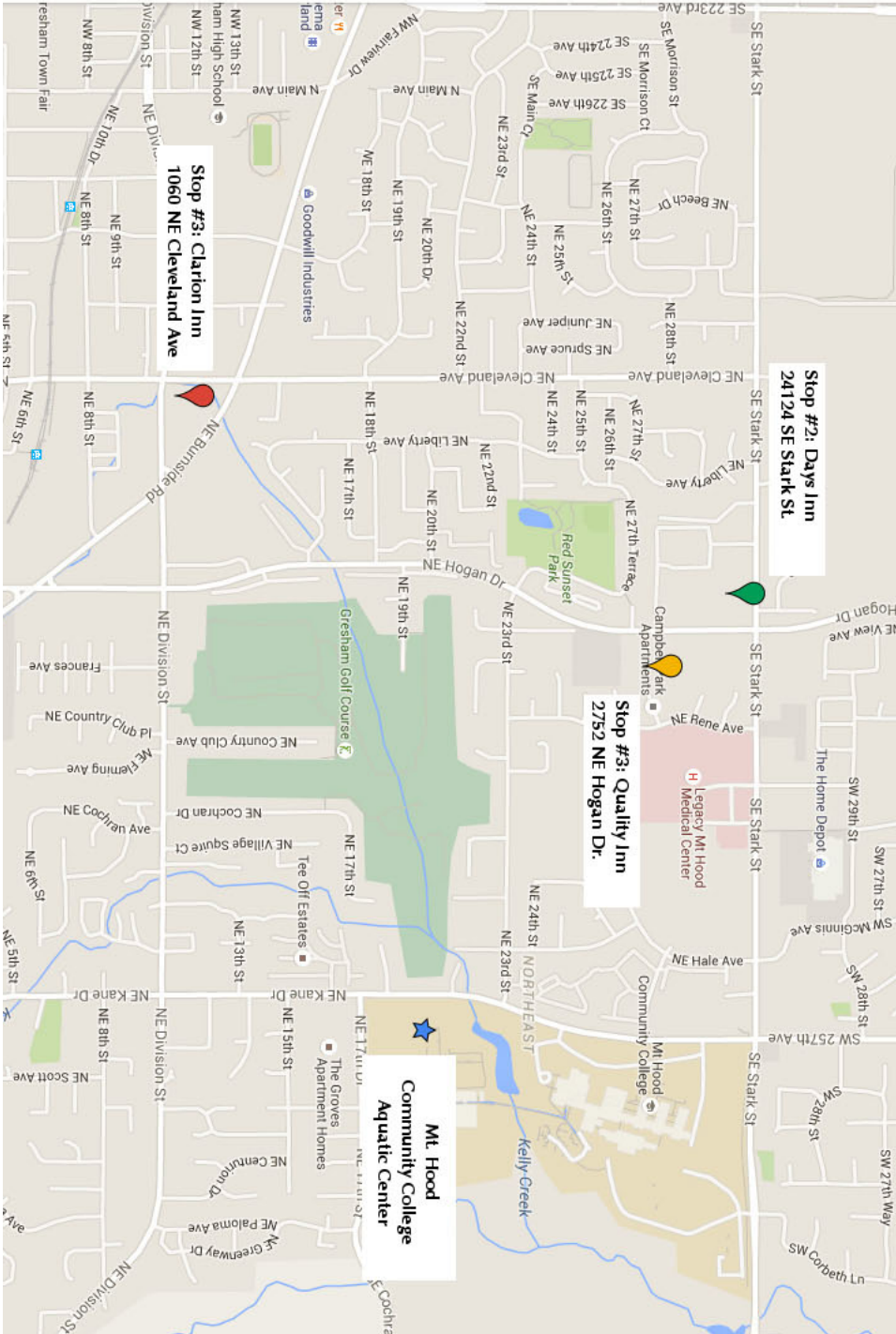


Visit RAA-swim.org for more information



Shuttle Hotels and Pool

-  Mt Hood Aquatics Center
-  Stop #1 - Quality Inn
-  Stop #2 - Days Inn & Suites Gresham
-  Stop #3: Clarion Inn (Pony Soldier Inn) Gresham



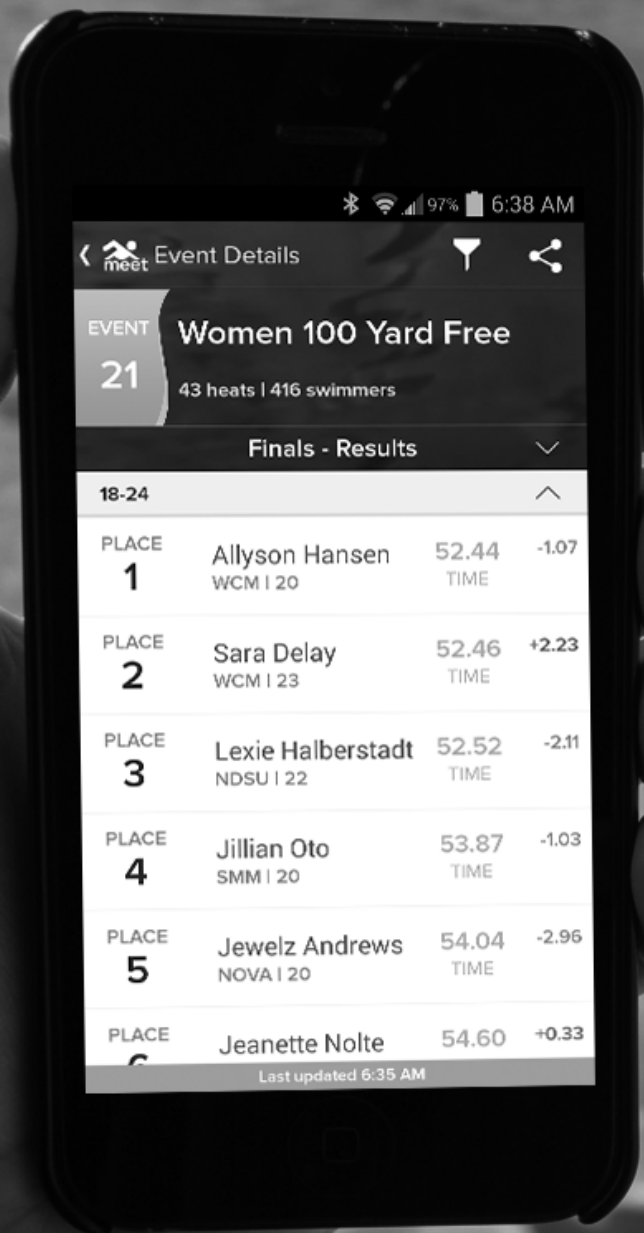
MEET MOBILE

The app loved by over a million swimmers, fans, coaches and meet hosts worldwide.

See what it can do for you...



Visit the iTunes or Google Play store.



EVENT			
21 Women 100 Yard Free			
43 heats 416 swimmers			
Finals - Results			
18-24			
PLACE 1	Allyson Hansen WCM 20	52.44 TIME	-1.07
PLACE 2	Sara Delay WCM 23	52.46 TIME	+2.23
PLACE 3	Lexie Halberstadt NDSU 22	52.52 TIME	-2.11
PLACE 4	Jillian Oto SMM 20	53.87 TIME	-1.03
PLACE 5	Jewelz Andrews NOVA 20	54.04 TIME	-2.96
PLACE 6	Jeanette Nolte	54.60	+0.33

Last updated 6:35 AM

ACTIVEHY-TEK™



ACTIVE Network is the Official Technology Partner of U.S. Masters Swimming

www.ACTIVEswim.com

SAFETY TIPS for OUTDOOR SWIM MEETS

August is generally pleasantly warm and dry in Oregon. However, in the event of hot weather, we thought we'd offer a few reminders:



Hydrate: Drink plenty of water or other fluids regularly and often.... even if you do not feel thirsty. Your body needs fluids to help you swim your best.



Protect Your Skin and Eyes: Stay in the shade as much as possible, wear a hat, and use sunscreen with a sun protection factor of at least 15. Even with cloudy weather, UV rays come through and can burn your skin.

Wear Eye Protection: Sunglasses are like sunscreen for your eyes and protect against damage that can occur from UV rays. In a pool environment the reflection off the water can be a double-whammy!



Wear Foot Protection: The pool deck can get quite hot when temperatures soar into the 80s and above. However, the pool deck can also be slippery when wet, so walk carefully in those rubber flip flops.



Watch for Signs of Heat Stroke: Signs can include the following: rapid or weak pulse, shallow breathing, headache, dizziness, nausea and vomiting, changes in consciousness, and disorientation. It can be life threatening, and at the very least the after-effects can hurt your swim performances.



**AFFORDABLE.
QUALITY.
CUSTOM.**

TEL 1.877.718.9403 · FAX 1.877.866.9278 · INFO@AGONSWIM.COM

Meet Information

Lane Numbering


If you're standing behind the blocks at the primary start end of the pool, the blocks will be numbered 1 through 8, from right to left. When standing behind the blocks at the far end for the 50s, the blocks will be numbered 1 through 8, from left to right. Please pay attention when you report to your lane. There will be timers to collect and check relay cards, and to assist you onto the blocks if you need assistance. Give your name to the timer to verify that you're in the correct lane and heat.

Flyover Starts

Throughout the meet (with the exception of the 50s, backstroke events, and medley relays), we'll be using flyover starts for both individual events and freestyle relays. This means that when you finish your event, you must hang on the corner of your lane until your heat finishes and the next heat begins. Once the next heat begins you can exit the pool (either from your lane or to a ladder on the side). Please stay off the timing pads.

Seeding

The 50s and 100s have been preseeded, with the oldest age groups first, slowest to fastest within each age group, men and women separate. The 200s will be deck seeded, slowest to fastest by entry time, regardless of age (men and women separate). The 400 IMs will be deck seeded, slowest to fastest by entry time, regardless of age (men and women separate). The 400, 800 and 1500 freestyles will be deck-seeded, slowest to fastest by entry time, regardless of age, with men and women combined. **Therefore all events 200 meters and longer will be deck-seeded and require positive check-in.** The women's heats will precede men's heats for each event (except the 400, 800 and 1500, which are mixed).



**A I M É E
B R E W E R
C E R A M I C S**

Porcelain Sculpture for
Home and Office

Functional Ware for Table
and Kitchen

Hood River, Oregon
303-552-1470
studio2350@gmail.com

20% discount on TWO items for all
USMS swimmers thru December 2016

www.aimeeceramics.com

"All Together"
porcelain clay
15" wide x 12 1/2"

M I C H A E L P H E L P S

MP

XCEED™

THE FUTURE. IN PERFECT CLARITY

Perfect Clarity and 180 Degree Field of Vision
Patented Curved Lens Technology
Low Profile and Hydrodynamic
Made in Italy
FINA Approved

MP™
MICHAEL PHELPS

DESIGNED by





Colorado TIME SYSTEMS

A PLAYCORE[®] Company

COLORADO TIME SYSTEMS APPLAUDS ALL OF THE ATHLETES PARTICIPATING IN THIS PRESTIGIOUS EVENT.

For over 40 years, Colorado Time Systems has provided premier athletic facilities with platinum quality timing, scoring, and display systems. Make the decision to join the 20,000+ satisfied customers who have chosen Colorado Time Systems.

Contact us today and take advantage of the exclusive discount offered to U.S. Masters Swimming members.

WWW.COLORADOTIME.COM | (800) 279-0111



Colorado Time Systems is the Official Timing Partner of
U.S. Masters Swimming.

© 2016

Meet Information

Relay Information

Swimmers and coaches may enter relays until 3 p.m. on the day before the relay is scheduled. Each competitor is allowed to swim only one freestyle relay, one medley relay, one mixed freestyle relay, and one mixed medley relay. The entry fee for each relay is \$12 (cash, check, or credit card) payable at the time of entry. Refunds will not be given for duplications and/or scratches, so it's recommended that only club representatives handle relay entries.

Relay entries are submitted at the relay desk in the registration area. Each of the four members of the relay team must be registered with the same Masters club and all relay members must have entered the meet and paid the meet surcharge by the individual meet entry deadline (received by July 18, 2016). The relay entry fee is in addition to individual events. Complete relay information is available at the relay desk in the registration area. Relay heat sheets will be posted and relay cards may be picked up on the day of the relay at the relay desk located near registration. Prior to the swimming of the relay, the card must contain the name and age of each swimmer competing in the relay and a clear indication of the lead-off swimmer.

Substitution of swimmers is allowed until the relay swim starts. You must enter any changes on the relay card prior to giving the card to the lane timer just before the relay is swum. No changes in age group or seed time are allowed. Any change of swimmers must keep the relay team in the same age group or the relay will be disqualified.

Relay cards will not be checked for mistakes and omissions made by club representatives. Disqualifications resulting from mistakes and omissions shall not be reconsidered. Accuracy and completeness are the responsibility of the coaches and/or swimmers submitting the relay cards.

Relay Submission Deadlines

Thurs., August 18	200 freestyle relay (men and women)	3:00 p.m.
Fri., August 19	200 mixed freestyle relay 200 mixed medley relay	3:00 p.m.
Sat., August 20	200 medley relay (men and women)	3:00 p.m.

Warm-up Times

The competition pool will be open for warm-up on Tues., Aug. 16, from 3 p.m. to 7 p.m. On competition days, the competition pool will be open from 6:30 a.m. until 7:20 a.m. and the warm-up pool will be available from 7:20 a.m. until the conclusion of the final event. The competition pool will also be open for warm-up for 30 minutes following the last heat of the 400 IM, 800 freestyles, and 400 freestyles on Thursday, Friday, and Saturday, respectively. The competition pool will be open for at least 30 minutes following the last event each day. On Weds., Aug. 17, the competition pool will remain open until 5 p.m. or 30 minutes following the last heat of the 1500 freestyle, whichever is later.

Warm-up Procedures

Swimmers must enter the pool feet first in a cautious and controlled manner. No diving or backstroke starts will be allowed except in designated sprint lanes. Two lanes will be designated as one-way sprint lanes during the pre-meet warm-up session in the competition pool only. Any swimmer who acts in an unsportsmanlike or unsafe manner within the swimming venue may be considered for appropriate action or penalty by the referee (rule 102.13.3). Pull buoys, kickboards, fins, and hand paddles are not allowed in the competition pool or the warm-up pools.



Photo courtesy of Sport Relief UK 2016

The warmest, most advanced change robe in the World.

Available in original short sleeve and long sleeve design.



ROYAL LIFE SAVING SOCIETY UK



SurfLifeSavingGB



U.S. MASTERS SWIMMING



GBR LIFESAVING TEAM



BRITISH PARA-SWIMMING



visit our online store at www.dryrobe.com



@dryrobe

Meet Information

Split Notification

Final results will indicate splits for all swims (excluding pad malfunctions). Split requests have been submitted on behalf of all swimmers for records and Top 10 for initial distances of all individual events (except for backstroke) and for all relay lead-off splits. Therefore, swimmers need not submit split requests for those events. Split requests for records or Top 10 are required for initial distance(s) of an individual backstroke event. The swimmer is responsible for picking up the Split Notification Form from the administrative official, filling it out, and presenting it to the administrative official prior to the swim. Automatic split times will be submitted for USMS Top 10, however automatic split times from individual events will not automatically appear in the USMS event results database. If you would like a split time to be added to the event results database, please email your request after the meet to webmaster@usms.org.

Time Verification (formerly OVCs)

Swimmers wishing to have times entered into SWIMS (USA Swimming times database) must complete a form at the meet prior to the swim. Contact the administrative official at the meet.

Awards

Medals will be given for first through tenth places in each age group for each event. A U.S. Masters Swimming championship patch will be given to each individual and relay team member for the first event won. Swimmers winning more than one event may purchase additional patches. Unclaimed awards will not be mailed.

Club Scoring

Championship banners will be presented to the top five combined clubs in the regional division and to the top 10 combined clubs in the local club division. These will be presented at the conclusion of the meet on Sunday, August 9.

Online Coverage

Follow the event online at usms.org, on our Facebook page, and on Twitter (follow us @MastersSwimming), where we'll post photos and updates each day.

Heat Sheets & Results Available on Mobile Devices

Use Active Network's Meet Mobile to get heat sheets and instant results on your mobile device. Just download the Meet Mobile app on iTunes or Google Play on your iPhone, iPad, or Android.

Service Animals

Only service animals will be permitted on deck at the venue; all other animals are prohibited.

Poolside Yoga

The USMS Sports Medicine and Science Committee booth will be located in the vendor area. Throughout the weekend, in collaboration with the Fitness Education Committee, yoga instructors will be on hand to show you how yoga and stretching can enhance your swimming. Take a break between events and stop by the booth to learn some simple poses, stretch out, and relax.

Your Space. Your Pace™

Since 1988, Endless Pools® has been the top choice for swimmers – from novice to Olympians – looking to achieve their goals and bring the enjoyment of swimming home.

Introducing the all-new Endless Pools Fitness Systems, where you can swim, run, exercise and relax all in one place, all within the privacy of your own home. We've combined visually stunning design with the innovative Endless Pools Swim Machine to provide a variety of fitness options and advanced hydrotherapy in a space where wellness goals are easily incorporated into your daily routine.

Take a test swim at your local Endless Pools dealer, where you can experience the fitness systems difference. To find your closest dealer, visit EndlessFitness.com.



Good luck to all competitors here at the USMS Summer Nationals. We are proud to support U.S. Masters Swimming and everything you do to promote the wellness benefits of swimming.

Visit the Endless Pools display, here at the USMS Summer Nationals for a free demo swim in our Performance Endless Pool!

Club Roster – Local Clubs

1	1776	Colonials 1776	27	CTMS	Crimson Tide Masters Swimming
2	ABM	Academy Bullets Masters	28	CVM	Carson Valley Masters
3	AGUA	Asphalt Green Masters	29	CVMM	Conejo Valley Masters
4	AMS	Auburn Master Swimmers	30	DAM	Davis Aquatic Masters
5	AMSA	Wild Rose Masters (Amsa)	31	DAS	Dayton Area Sharks
6	ANV	Acuatica Nelson Vargas	32	DCAC	District Of Columbia Aquatics
7	ARKM	Arkansas Masters	33	DKTA	Dakota Masters
8	ARM	Spare Time American River Masters	34	DUCK	University of Oregon Swim Club
9	AWJ	Atlanta Water Jocks	35	EMSC	Edmonton Masters Swim Club
10	BCCS	Courtside	36	ENSW	Ensworth Aquatics Masters
11	BCTM	Bearcat Masters	37	ETEX	Ambush Swimming
12	BDO	Blue Dolphins Masters	38	ETOB	Etobicoke Olympium Masters AC
13	BERK	Berkeley (Nj) Aquatic Masters	39	FAIR	Fairport Area Swim Team Masters
14	BUMS	Binghamton Univ Masters	40	FAST	Fort Worth Area Swim Team
15	BWAQ	Blue Wave Aquatics	41	FGST	Fig Garden Swim Team
16	CAQM	Charger Aquatics Masters	42	FLOW	Flathead Lake Open Water Swim
17	CARL	Carlsbad Swim Masters	43	FMM	Florida Maverick Masters
18	CDI	Centro Deportivo Israelita	44	FMT	Fullerton Fast Masters Team
19	CHIC	Chico Masters Swimming	45	GERM	Germantown Maryland Masters
20	CHRM	Charm City Aquatic Masters	46	GMUP	Patriot Masters Swim Team
21	CMYM	Central Maryland YMCA Masters	47	GOLD	Gold Coast Masters
22	COLU	Columbia Masters Swim Team	48	GRA	Golden Road Aquatics
23	CON	Concord Masters Swim Team	49	GRAN	Granite Masters
24	COOG	Houston Cougar Masters	50	GS	Greenville Splash Masters
25	CRCE	El Milenio	51	GSM	Garden State Masters
26	CTM	Caltech Masters	52	HAFL	Hammerhead Aquatics

MALLORY WEGGEMANN • PARALYMPIC GOLD MEDALIST

affordable.
fast.
fun.



FUSE
PERFORMANCE TECHNICAL RACING SUIT

The Fuse performance technical suit is affordable, fast and fun. The resilient properties of the fabric ensure a comfortable fit and reduce drag. The suit is designed to provide flexible compression without limiting range of motion. The Fuse provides UVA/UVB protection and is available in two fresh colors, caribbean and slate. Designed in California at the FINIS Stroke Lab.



To learn more, contact your local dealer,
or visit FINISinc.com

FINIS[®]
simplify swimming

Club Roster – Local Clubs

53	HEAT	Heart of Texas Aquatic Masters	79	MOVY	Movy Masters
54	HIMA	Hawaii Masters	80	MPNY	Match Point Nyc Masters
55	HNAQ	Henderson Aquatics	81	MUMS	McGill University Masters Swim
56	INDY	Indy Aquatic Masters	82	MVM	Mountain View Masters
57	ISWM	Iswim	83	MVN	Mission Viejo Masters
58	JAMM	Jellies Aquatic Masters of Mon	84	NAMI	Sport & Health Tsunami Masters
59	JCC	Slc Jcc	85	NASH	Nashville Aquatic Club Masters
60	KAMS	Katy Aquatic Masters Swimming	86	NHS	Hornsby
61	KM	Kroc Masters	87	NIKE	Nike Masters Swim
62	L4S	Lane 4 Swimming	88	NITR	Nitro Swimming
63	LCN	Lewis Clark Neptune Swimming M	89	NORT	Nort'landers Swim Club
64	LIB	Libertyville Masters	90	NOVA	Novaquatics Masters
65	LOM	Ladera Oaks Masters	91	NS	No Stars
66	LT	Lincoln Trail Masters Swim	92	NSMS	Northern Sierra Masters Swimming
67	LVM	Las Vegas Masters	93	NTXL	North Texas Lonestars
68	MAM	Manatee Aquatic Masters Inc	94	NVM	Napa Valley Masters
69	MARY	Maryland Masters	95	O2	O2 Performance Aquatics
70	MCM	Moscow Chinooks Masters Swimming	96	OAS	Lancaster Oasis Masters
71	MELO	Menlo Masters Aka Team Sheeper	97	PAFR	Paris Aquatique
72	MEMO	Marcia's Enthusiastic Masters	98	PALM	Palmetto Masters
73	MESC	Maine Masters Swim Club	99	PBM	Palm Beach Masters
74	METR	Metro Masters Swim Club	100	PCAT	City of Plano Swimmers Wetcats
75	MINN	Minnesota Masters Swim Club	101	PCCM	Peninsula Community Center Masters
76	MMAC	Mesa Aquatics Club-Masters	102	PCST	Panama City Swim Team
77	MMMT	MAC Masters	103	PDX	Portland Timberfish
78	MOST	Masters of South Texas	104	PSCM	Phoenix Swim Club

INFINIT

Performance



**U.S. MASTERS
SWIMMING**

Official Partner



One Drink. INFINIT Possibilities.



100% ALL-NATURAL

NO NEED FOR BARS,
GELS OR EVEN FOOD

NATURALLY ISOTONIC

ELIMINATES MUSCLE
CRAMPING

ALL-N-ONE CUSTOM
SPORTS DRINK

PROUDLY HANDCRAFTED
IN THE USA

DESIGNED FOR SWIMMERS BY SWIMMERS

InfiniTNutrition.us

Club Roster – Local Clubs

105	RAA	Riverside Aquatics Association	131	SPM	St Pete Masters Inc
106	RAMC	Ripon Aquatics Masters Club	132	SRM	Santa Rosa Masters
107	RHMS	Rolling Hills Mud Sharks	133	SRTC	Snake River Triathlon Club
108	RICE	Rice Aquatic Masters	134	SRVM	San Ramon Valley Livermore Aqu
109	RIDG	Team Ridglea	135	STAN	Stanford Masters Swimming
110	RIO	Rio Salado Swim Club	136	SYSM	Sarasota Y Sharks
111	RMSC	Regina Masters Swim Club	137	TAM	Tamalpais Aquatic Masters
112	RMST	Reston Masters Swim Team	138	TCAS	Tri-City Atomic Sturgeons
113	ROS	Roskill Masters	139	TCC	Claremont Club
114	ROSE	Rose Bowl Masters	140	TOC	The Olympic Club
115	RPM	Richmond Plunge Masters	141	TPIT	Team Pittsburgh Masters
116	SAM	Southern Allegheny Masters	142	TTEX	TeamTexas Masters
117	SAWS	Sawtooth Masters	143	TULS	Tulsa Masters Swim Club
118	SBM	Santa Barbara Masters	144	TVM	Tri Valley Masters
119	SCAQ	Southern California Aquatic Masters	145	TW	Team Walker
120	SCSC	Santa Clara Swim Club Masters	146	TXLA	Longhorn Aquatics
121	SDM	South Davis Masters	147	UC02	Uc02
122	SDSM	San Diego Swim Masters	148	UC10	Uc10
123	SFTL	Swim Fort Lauderdale	149	UC14	Uc14
124	SGMS	Saskatoon Goldfins Masters Swimming	150	UC30	Uc30
125	SLAM	St. Louis Area Masters	151	UC33	Uc33
126	SMM	San Mateo Masters	152	UC35	Uc35
127	SMST	Sierra Marlins Masters	153	UC36	Uc36
128	SNM	Sierra Nevada Masters	154	UC37	Uc37
129	SNOW	Snow Masters Swimming	155	UC38	Uc38
130	SOFL	South Florida Aquatic Club	156	UC43	Uc43



We would like to thank our corporate partners and sponsors. Visit usms.org for links, special offers and promotions.

SPONSOR PARTNERS



Exclusive Information and Content

- Bimonthly SWIMMER magazine
- Monthly e-newsletter STREAMLINES
- For coaches, monthly e-newsletter STREAMLINES for Coaches
- Exclusive articles and stories at usms.org
- Join thousands of other swimmers on our active online Discussion Forums, create your own blog, and interact with the worldwide swimming community at usms.org
- Create a personal usms.org email address
- Track fitness activities in your online Fitness Log

Fitness and Participation Programs

- Popular national events such as the Speedo 1-Hour Swim, 3000/6000-yard swims, and 5K/10K swims
- Fitness programs such as Go the Distance and Check-off Challenge

Competition Programs

- Regional pool championships
- Spring and summer national pool championships
- National championship open water events

Recognition and Awards

- Your event results archived on usms.org
- Top 10 and All-American awards and recognition
- Volunteer service awards



Volunteer Opportunities

- Organization and leadership positions within your LMSC and at the national level

Coaching

- Online workouts written by USMS coaches
- Coached workout programs in your area
- Coached workouts nationwide when traveling
- Program development support, including visits from Club and Coach Services
- Coach certification and professional development for coaches

Insurance

- Coverage while participating in USMS insured activities including \$25,000 of excess accident insurance for medical and dental and liability insurance for USMS practices, meets, and approved activities

Grants

- Apply for grants for your local club development through the Swimming Saves Lives Foundation
- Over \$87,000 in grants were given to adult learn-to-swim programs in 2015

Sponsor Discounts

- Exclusive sponsor discounts and rewards

Full details online at usms.org

Club Roster – Local Clubs


157	UC44	Uc44	170	VSBV	VillaSport Beaverton
158	UC48	Uc48	171	WCM	Walnut Creek Masters
159	UC52	Uc52	172	WENM	Wenatchee Valley Masters
160	UC55	Uc55	173	WH2O	West Hollywood Aquatics
161	UCLA	UCLA Bruin Masters	174	WIM	Willamalane Masters
162	UMAC	Umac-Terrapin Masters	175	WIN	Winter Haven Masters Swim Team
163	USF	University of San Francisco Masters	176	WIND	Wind-n-Sea Masters Swimming
164	USU	Utah State University Swim Club	177	WLAC	Chicago Athletic Clubs Masters
165	VCM	Ventura County Masters	178	WMST	Woodlands Masters Swim Team
166	VCSS	Victoria Crystal Silver Streak	179	WST	WS Twente
167	VIC	Victoria Masters Swim Club	180	YCFM	Central Florida Y Masters
168	VMS	Villanova Masters Swimming	181	YCMS	Yuba City Masters Swimming
169	VMST	Virginia Masters Swim Team	182	ZAC	Zacatecas



Get your shirts designed and printed here!

Shirts for your swim club and swim meets; each design is proudly unique. Check out our website!

www.element-graphics.com



element
graphics inc

250 nw tyler ave
corvallis, or
541.752.0033



Good luck swimmers!

MALIBU[®]

wellness beauty collection



Official Hair Care
of USA Water Polo



Swimmers Wellness[®] Collection

You Work Hard for a **GREAT BODY...**
You Don't Have to Work Hard for **GREAT HAIR!**

HAIR SOLUTIONS

- | | |
|---|--|
| <input checked="" type="checkbox"/> Green Discoloration | <input checked="" type="checkbox"/> Dry/Rough Texture |
| <input checked="" type="checkbox"/> Excessive Color Fading | <input checked="" type="checkbox"/> Weighed-Down/Limp Hair |
| <input checked="" type="checkbox"/> Resistant Grey Coverage | <input checked="" type="checkbox"/> Hard Water Mineral Buildup |
| <input checked="" type="checkbox"/> Brassy/Ashy/Muddy Blondes | <input checked="" type="checkbox"/> Crunchy/Gummy Appearance |



Formulated Without: Gluten, Parabens and Sulfates

Club Roster – Regional Clubs

1	AKMS	Alaska Masters Swim Club	10	MM	Montana Masters
2	ARIZ	Arizona Masters Swim Club Inc	11	NCMS	North Carolina Masters Swimming
3	CMS	Colorado Masters Swimming	12	NEM	New England Masters Swim Club
4	FACT	Florida Aquatic Combined Team	13	OREG	Oregon Masters
5	GAJA	Georgia Masters	14	PSM	Puget Sound Masters
6	HMS	Hydropower Masters Swim Club	15	SKY	Swim Kentucky Masters
7	IAMA	Iowa Masters	16	UTAH	Swim Utah
8	IM	Illinois Masters	17	WMAC	Wisconsin Masters Aquatic Club
9	MICH	Michigan Masters	18	WMSC	Wyoming Masters Swimming Club



Welcome Swimmers

To the beautiful Pacific Northwest!

Pure Haven Essentials combines nature's perfect ingredients to create completely safe alternatives for products used daily.

Discover how amazing and effective PURE can be.



SKIN Essentials • SPA Essentials • BODY Essentials • HAIR Essentials • BABY Essentials
KID's Essentials • MEN's Essentials • HOME Essentials • OIL Essentials • FACE Essentials

Mo Chambers • (360) 624-4681 • www.mochambers.com • www.Facebook.com/mochambers.ava

mo chambers

Athlete Roster – by Club

Name	Age	Name	Age	Name	Age	Name	Age
Academy Bullets Masters		Fields, John A	M60	Total: 1		Holman, Mary E	W30
Colburn, Christopher M	M44	Total: 1		Central Florida Y Masters		Holman, Sara E	W30
Merson, Nicole M	W45	Auburn Master Swimmers		Beattie, John R	M55	Jimenez, Ignacio	M51
Total: 2		Bailey, Conner	M70	Kroupa, Andy S	M47	Kahl, Steven E	M54
Acuatica Nelson Vargas		Roark, Frances L	W70	Middleton, Marc D	M65	Keiber, Casey M	W39
Vaca, Laura R	W63	Roark, Roland S	M68	Total: 3		Le Vasseur, Andrew P	M53
Total: 1		Smith, Richard C	M51	Central Maryland YMCA Masters		Louie, Jamie	M59
Alaska Masters Swim Club		Total: 4		Toy, Raymond	M49	Morrison, Jeffrey W	M61
Collier, Scott J	M62	Bearcat Masters		Total: 1		Najjar, Ellie S	W55
O'Neil, Jeremy	M41	Zhai, Eric	M35	Centro Deportivo Israelita		Sappey, Collette H	W52
Total: 2		Total: 1		Cohen, Cecy	W42	Scott, Greg C	M57
Ambush Swimming		Berkeley (Nj) Aquatic Masters		Total: 1		Smith, David J	M29
Cozadd, Erik N	M37	Materniak, Eric R	M25	Charger Aquatics Masters		Yoder, Margie E	W64
Roth, Steven G	M60	Total: 1		Consaul, James R	M62	Total: 21	
Total: 2		Binghamton Univ Masters		Wilson, Robert H	M65	Concord Masters Swim Team	
Arizona Masters Swim Club Inc		Paushter, Stephen L	M65	Total: 2		Corporon, Nicolle A	W32
Altman, Christie	W67	Tourtual, Dorothy M	W65	Charm City Aquatic Masters		Total: 1	
Baird, Jeff A	M57	Total: 2		Colalillo, Anthony	M27	Conejo Valley Masters	
Bunch, Brigid J	W53	Blue Dolphins Masters		Total: 1		Boosin, Michael J	M50
Dawson-Cook, Susan E	W53	Messineo, Doug	M76	Chicago Athletic Clubs Masters		Buckley, Mark	M63
DeBerry, Tyler	M32	Total: 1		Prestinario, Amy N	W26	Cleavenger, Becky	W53
DeCarlo, Melanie M	W31	Blue Wave Aquatics		Total: 1		Godges, Arlette A	W52
Dickson, Kurt F	M49	Courtney, Khaila K	W20	Chico Masters Swimming		Karren, Kelly S	M43
Ferko, Christopher A	M59	Courtney, Zena H	W57	Adams, Cassandra M	W20	Kirkpatrick-Reno, Nancy	W61
Francis, Tyler M	M35	Durban, Eric	M61	Fischer, Niel E	M52	Koehler, Deanna C	W47
Gardner, Deborah S	W57	Edde, Matthew L	M27	Maurer, Adrian B	M33	Koehler, Doug J	M50
Gillies, Judy L	W68	Kim, Nellis Y	W46	Total: 3		Latt, Mel J	W53
Hagen, Dean C	M54	Lieggi, Anthony	M55	City of Plano Swimmers Wetcats		Meyer, Kimberly H	W58
Hofmann, Jean M	W59	Littlefield, James R	M56	Gleason, Steve L	M65	Monroe, Leslie B	W42
James, Katy	W61	McLean, Laura L	W51	Total: 1		Stearns, Michelle	W45
Mann, Mary L	W69	Noffke, Wendy	W43	Claremont Club		Wall, Chris L	M54
Martin, Stephanie L	W57	Smith, Melvin H	M73	Hercher, Heinz	M60	Weiderman, Jennifer	W50
Maynard, Lisa D	W47	Thomas, Isaac J	M36	Total: 1		Zutter, Cynthia M	W51
Modjeska, Mark E	M63	Total: 11		Colonials 1776		Total: 15	
Oo, Aung Sann	M35	Caltech Masters		Keyser, Brian	M60	Courtside	
Speer, Pam	W65	Dodd, Suzanne R	W55	Patterson, Thomas J	M39	Owen, Cameron	M27
Swick, John T	M33	Howett, Tim	M55	Reilly, Jeff M	M55	Total: 1	
Uhlir, Donald A	M59	Rodriguez, Nancie	W55	Stambaugh, Stephen E	M61	Crimson Tide Masters Swimming	
Valle, Marc A	M42	Sandstedt, Christian A	M47	Total: 4		Moore, Lin	M56
Vargas, Daniel	M56	Simons, Linda J	W51	Colorado Masters Swimming		Reed, Ed	M73
Total: 24		Soelter, Peter M	M60	Batchelder, John R	M35	Total: 2	
Arkansas Masters		Takarabe, Nikki	W50	Cotton, Suzy L	W57	Dakota Masters	
Schwartz, Marvin B	M68	Thornton, Cooper	M54	Dau, Janice A	W54	Gosnold, Will D	M76
Total: 1		Total: 8		David, Emmanuel	M36	Tracy, Robin C	W52
Asphalt Green Masters		Carlsbad Swim Masters		Doherty, Kevin J	M43	Total: 2	
Guttilla, John	M60	Spann, John R	M55	Eldridge, Audrey L	W53	Davis Aquatic Masters	
Katz, Jane	W73	Total: 1		Framke, Erin C	W43	Belluomini, Melanie C	W39
Total: 2		Carson Valley Masters		Ganiyev, Doston	M29	Braly, Mark	M81
Atlanta Water Jocks		Sullivan, James H	M63			Crow, Joan A	W52

Name	Age	Name	Age	Name	Age	Name	Age
Davis Aquatic Masters		Segnini, Natalia	W35	Hooe, Donna L	W54	Bronson, Matthew F	M51
Crow, Vivian A	W19	Suarez, Laura	W22	Vazquez, Maria E	W51	Krauser, Larry B	M63
Docken, Steffen S	M28	Tarafa, Miguel	M52	Total: 2		Macias, Jesse G	M58
Dugan, Betty L	W75	Total: 18		Germantown Maryland Masters		Tomlinson-Macias, Melinda R	W58
Elsbach, Kimberly D	W53	Ensworth Aquatics Masters		Tomson, Farol L	M45	Total: 5	
Kahn, Mary J	W57	Hazen, John	M66	Total: 1		Illinois Masters	
Kahn, Stuart L	M63	Jackson, Adam	M29	Gold Coast Masters		Bicek, Adrienne L	W25
McAdam, Samuel T	M51	Ladd, Laura M	W49	Hammerstrom, John G	M68	Del Greco, Jane B	W60
McPherson, Andrew M	M69	McPherson, Chris A	W49	Total: 1		Froehlich, Kathryn	W54
Mohn, Jennifer L	W25	Rietz, Heather	W48	Golden Road Aquatics		Holmberg, Tom	M58
Muir, Scott	M43	Twist, Christina L	W30	Wood, Andrew T	M39	Howland, Heather A	W36
Munn, Susan L	W78	Total: 6		Total: 1		Konetzki, Alexander	M35
Norris, Robert F	M78	Etobicoke Olympium Masters AC		Granite Masters		Schwartz, Lisa	W53
Norris, Roswita D	W74	Petrov, Mirko	M33	Rutledge, Mike	M46	Seibt, Andreas K	M58
Phalen, Jennifer R	W52	Togias, Anna	W31	Total: 1		Sims, David E	M54
Price, Patricia L	W54	Total: 2		Greenville Splash Masters		Vaganova, Natalia	W41
Pro, Bryan M	M38	Fairport Area Swim Team Master		McAdam, Robert P	M54	Total: 10	
Roper, Matthew D	M35	Danner, Gregory M	M35	Panayotoff, Kristi M	W68	Indy Aquatic Masters	
Russell, Jane E	W53	Doescher, Scott	M47	Total: 2		Carlson, Megan M	W32
Sprouse, Cecily	W60	Total: 2		Hammerhead Aquatics		Catlin, Andrew H	M28
Waterson, Kevin	M37	Fig Garden Swim Team		LeClair, Dale A	W47	Gettelfinger, Cheryl M	W59
Westergaard, Leslie M	W73	Jamison, Thomas H	M69	LeClair, David W	M49	Gregory, Ellen D	W52
Woodruff, David L	M60	Noxon, Ward	M71	Total: 2		Mennen, Marty A	M80
Total: 25		Roark, Tim D	M71	Hawaii Masters		Total: 5	
Dayton Area Sharks		Stern, Tom K	M71	Colwell, Elizabeth	W62	Iowa Masters	
Frayne, Anne M	W62	Total: 4		Cooper, Malcolm	M59	Bennett, Dennis	M50
Total: 1		Flathead Lake Open Water Swimm		Drake, Kenton C	M30	Total: 1	
District Of Columbia Aquatics		Johnston, Mark A	M56	Drake, Kevin W	M60	Iswim	
Wagner, Karl	M50	Total: 1		Harter, Kimberly A	W60	Bonfitto, Jordan	W30
Total: 1		Florida Aquatic Combined Team		Reid, Colleen G	W67	Lapinskas, Christina	W31
Edmonton Masters Swim Club		Campbell, Joan K	W86	Riley-Hagan, Maggie	W63	Sitarz, Rachel A	W32
Gordon, Graeme ST	M37	Cornell, John E	M89	Ryan, Gary J	M67	Taylor, Tori	W24
Summers, Scott	M49	Henderson, Martha J	W80	Total: 8		Total: 4	
Total: 2		Howard, Deborah C	W57	Heart of Texas Aquatic Masters		Jellies Aquatic Masters of Mon	
El Milenio		Total: 4		Benedict, Anita	W53	Kavalauskas, Alita	W53
Alfaro, Javier	M51	Florida Maverick Masters		Total: 1		Nelson, John P	M63
Bolaños, Federico	M50	Hutinger, Margie	W76	Henderson Aquatics		Total: 2	
Brenes, Marco	M45	Total: 1		Sherrill, Mike	M67	Katy Aquatic Masters Swimming	
Cabada, Maria	W53	Fort Worth Area Swim Team		Total: 1		Wokey, Ingrid	W27
Carnevale, Cecilia	W42	Neville, Richard	M60	Hornsby		Total: 1	
Carnevale, Gabriel	M49	Total: 1		Magnusson, Craig B	M51	Kroc Masters	
Chacon, Marcela	W42	Fullerton Fast Masters Team		Total: 1		Blank, Nick H	M27
Gonzalez, Ana Lucia	W54	Bergstrom, Robert W	M75	Houston Cougar Masters		Dickinson, Victoria F	W71
Hernandez, Josephine	W54	Total: 1		Bermudez, Oscar I	M38	Hamm, Michael L	M59
Laporte, Guillermo	M37	Garden State Masters		Keen, John M	M53	Mauer, Julie D	W54
Lizano, Juan	M39	Faria, Jose J	M50	Total: 2		Nelson, Carol L	W50
Matamoros, Marianela	W51	Total: 1		Hydropower Masters Swim Club		Patterson, Aida C	W55
Mora, Eduardo	M38	Georgia Masters		Adams, James A	M39	Sharpe, Anna	W24
Poll, Claudia	W44					Waggoner, Gloria	W69
Saravia, Laura	W29						

Athlete Roster – by Club

Name	Age	Name	Age	Name	Age	Name	Age
Kroc Masters		Baptista, Barbara O	W69	Haan, Colby	M23	Valley, Eric	M55
Wintzer, Mathew C	M36	Clemmons, Jim	M66	Phillips, Tom	M42	Welchlin, Bob	M59
Total: 9		Finney, Peter C	M49	Steil, Tamara R	W62	Wright, Robert W	M66
Ladera Oaks Masters		Mc Gregor, Cary D	M66	Toth, Dennis J	M61	Total: 9	
Cambra-Brungard, Jeanne	W64	Total: 4		Vanderkaay, Christian	M34	Napa Valley Masters	
Total: 1		Marcia's Enthusiastic Masters		Total: 8		Diehl, Robert N	M51
Lancaster Oasis Masters		Benjamin, David L	M67	Minnesota Masters Swim Club		Total: 1	
Soule, Lisa	W43	Benjamin, Marcia S	W60	Anderson, Joseph M	M31	Nashville Aquatic Club Masters	
Wong, John	M52	Hicks, Korrie	W37	Kough, David S	M53	Bruce, Elizabeth	W32
Total: 2		Song, James C	M33	Ogden, Pamela C	W59	Erickson, Martha	W65
Lane 4 Swimming		Total: 4		Ridge, Jennifer	W48	Whitney, Ashley A	W37
Eaton, Heather G	W43	Maryland Masters		Stolar, Carrie E	W49	Total: 3	
Total: 1		Malone, Kenneth G	M52	Young, Robert A	M52	New England Masters Swim Club	
Las Vegas Masters		Pfinsgraff, Joan L	W62	Total: 6		Crusco, Kysa M	W40
Adams, Kari S	W50	Total: 2		Mission Viejo Masters		Estel, Beth A	W60
Akenberger, Jamie K	W25	Masters of South Texas		Brooks, Sherry M Wendzel	W56	Goulder, Alison	W65
Cushman, Susan	W54	Callaway, Linda	W63	Gunnell, Steve	M46	Grilli, Tracy L	W59
Feldman, Michael H	M58	Ingraham, Susan	W57	Heather, Michael R	M62	Hutchings, Dick	M75
Giovanni, Melissa K	W37	Johnston, Graham M	M85	Mester, Matthew J	M37	Keil, Mark A	M63
Gormly, Sherwin J	M55	Percival, Scott A	M37	Montrella, Beverly J	W70	Mannarino, Joshua M	M25
Jauch, Peter	M52	Total: 4		Prasser, Mat A	M24	Martins, Ashley B	W28
Meteyer, Beverly B	W63	Match Point Nyc Masters		Rogers, Thomas A	M40	Ohman, Niclas K	M42
Wegner, Karin M	W44	Bezugliy, Alexander	M31	Sumner, David M	M46	Rood, Jenny	W31
Total: 9		Total: 1		Total: 8		Stokes, Karin E	W55
Lewis Clark Neptune Swimming M		McGill University Masters Swim		Montana Masters		Szekely, Ildiko	W37
Hair, Margaret	W61	Campbell, Jennifer	W41	Apple, Holly S	W52	Williams, Melinda B	W35
Total: 1		Total: 1		Ensign, Jeanne	W70	Total: 13	
Libertyville Masters		Menlo Masters Aka Team Sheeper		Hastings, Patricia B	W81	Nike Masters Swim	
Keil, Todd A	M61	Bannan, Brett T	M34	Jelinek, Don P	M83	Donahue, Richard H	M30
Total: 1		Couch, Stephanie D	W52	Sanddal, Charlotte E	W94	Stamm, Stacy	W28
Lincoln Trail Masters Swim		Feeley, Louise S	W57	Stringer, Peggy L	W65	Total: 2	
Woudenberg, Casey S	M23	McLachlan, Murray J	M41	Wong, Flora L	W88	Nitro Swimming	
Total: 1		McLachlan, Murray L	M75	Total: 7		Irawan, Yuni	W53
Longhorn Aquatics		Pinto, Harlan A	M59	Moscow Chinooks Masters Swimm		Jones, Shannon	W27
Anderson, Charis H	W37	Pinto, Rebecca A	W61	Buehler, Paige	W48	Unruh, Steven L	M50
Archer, Branch T	M57	Sondgroth, Tracey A	W44	Ruspakka, Shelly L	W34	Total: 3	
Ditzler, Kristy	W52	Total: 8		Tedrow, Allen R	M61	No Stars	
Jacobson, Kendal R	W50	Mesa Aquatics Club-Masters		Vallandigham, Jett L	W70	Lysenko, Andrii V	M43
Jurey, Mary K	W50	Clutter, Cynthia G	W56	Total: 4		Total: 1	
Murff, Don	M75	Kurtz, Helen	W56	Mountain View Masters		North Carolina Masters Swimmin	
Total: 6		Menard, Joanne	W68	Samoilov, Arkadii V	M51	Braun, Erika L	W44
MAC Masters		Total: 3		Total: 1		Campagna, Janice M	W56
Friend, Jay J	M27	Metro Masters Swim Club		Movy Masters		Dallamura, Scott J	M38
Total: 1		Monahan, Richard S	M75	Baleka, Siphwe K	M45	Dunson, David B	M44
Maine Masters Swim Club		Total: 1		Recalde, Marco I	M62	Ekman, Evan F	M52
Wendel, Hans D	M80	Michigan Masters		Sherman, Bill	M58	Moore, John	M54
Total: 1		Brown, Denise H	W57	Stephenson, Kyle	M56	Munger, Anna R	W26
Manatee Aquatic Masters Inc		Day, Lawrence J	M65	Stephenson, Natalie	W55	Munger, Dot	W65
		Doak, Kevin	M35	Thompson, Anthony G	M52	Munger, Peter E	M64

Name	Age	Name	Age	Name	Age	Name	Age
Total: 9		Boone, Lou	M55	Edwards, Bonnie B	W44	Josberger, Jim H	M45
North Texas Lonestars		Bork, Kathryn	W50	Ellis, Earl N	M80	Kaba, Jesse L	W21
Cole, Janie	W63	Bounds, Brandy S	W35	Fadlovich, Angela	W50	Karlin, Ben	M33
Doyle, Michael B	M52	Bowman, Marcie E	W52	Faith, Jennifer M	W35	Kawabata, Geraldine L	W82
Glass, Mark W	M42	Bowman, Scotty	M22	Fantz, Chris L	M39	Kay, Rebecca L	W70
Pipkin, Ken	M72	Bragg, Robin	M56	Ferraz, Jose E	M71	Kehoe, Bob	M70
Rivera, Evangeline N	W29	Breuer, Sam	M30	Fisher, John V	M54	Kiefer, Stacey L	W38
Total: 5		Brewer, Aimee H	W35	Flood, Kelly A	W49	Kieras, Jessica E	W36
Northern Sierra Masters Swimmi		Bruce, Bob A	M68	Foges, John	M72	Kilbourn, Laurie J	W49
Dodd, Dina	W53	Brunton, Anna J	W26	Fox, Christina M	W56	Kilburn, David	M39
Dodd, Tyler	M21	Buelow, Vicky	W35	Franklin, Kristina L	W44	Kircher, Peter	M62
Swenor, Gary D	M62	Burleson, David O	M59	Frid, Barbara	W74	Kozloff, Charles	M73
Total: 3		Butcher, Jennifer S	W44	Frost, Mark	M49	Kramer, Laura L	W47
Nort'landers Swim Club		Caddel, Jinxi	W46	Gerhardt, Aurora R	W19	Lamb, Willard J	M94
Flessert, Amy M	W32	Caldwell, Cailee	W27	Gerlach, Suzanne R	W37	Lamoureux, Lori E	W57
Total: 1		Callahan, Amanda	W34	Gettling, Janet	W68	Lance, Monique M	W46
Novaquatics Masters		Calnek-Morris, Sue C	W73	Gilbreath, Don E	M54	Lantry, Todd	M41
Lauzon, Chantal H	W43	Carbajal, Enrique	M32	Goddard, Gracie M	W57	Larson, Allen J	M63
Von Hoffmann, Gerard	M60	Carew, Michael P	M67	Gonzalez, Shirlene A	W47	LeGault, Aubrie L	W34
West, Steve	M44	Carter, Walter R	M61	Goodman, Ann R	W57	Lodzinski, Larissa	W49
Total: 3		Caswell, MJ	W55	Goodpastor, Sarah K	W18	Mack, Jaime K	W49
O2 Performance Aquatics		Clark, Melinda R	W37	Grassman, Emily	W39	MacNeil, Kelly	W34
Myer, Cynthia J	W63	Clark, Molly K	W35	Grier, Cassi M	W30	Maginnis, Ian R	M49
Schiemann, Steven A	M54	Cleary, Kevin H	M33	Grote, Kurt	M43	Manlow, Alyssa N	W28
Total: 2		Clydesdale, Bill	M49	Gustafson, Aubree M	W35	Mann, Steve A	M64
Oregon Masters		Coffeen, Linda A	W65	Haffner, Francie	W49	Maples, Kristen	W35
Aberle, Mickey	M40	Coughran, Terrance P	M25	Hageman, Mark	M54	Marceau, Matthew A	M34
Adelman, Marcie	W50	Cox, Kristine A	W38	Hamilton, Michael	M55	Marcotte, Paul L	M70
Albright, Susan A	W61	Criscione, Anicia	W43	Hancock, Douglas A	M54	Martell, Beth	W44
Aldred, Grant D	M23	Crooks, Alex	M41	Harrison, Elizabeth A	W42	McAllister, Mark E	M53
Allender, Patrick	M58	Crowson, Todd M	M51	Hathaway, David	M56	McCarthy, Darren M	M50
Anderson, Teresa M	W41	Danner, Stacey	W45	Hatler, Neil	M46	Mcclafferty, Christine	W43
Andrus-Hughes, Karen	W59	Darnell, Stephen	M62	Hecksel, Toni S	W50	McComish, John H	M50
Asch, Jill M	W50	Dasch, Vern E	M67	Hegarty, George W	M43	McMillan, Natalie	W48
Asleson, Elke M	W64	Daubersmith, Britta M	W51	Helm, Charlie	M60	Meier, Eric R	M52
Asleson, Kris C	M28	Davies, Anne C	W52	Hendrix, Melody C	W24	Melina, Emily R	W36
Balderston, Leslie	W56	Dean, Kelly S	W44	Hensley, Julie C	W58	Metz, Amanda	W36
Bambusch, Hailey	W26	Delmage, Arlene	W54	Hier, Julia	W35	Michael, Daniel	M28
Bannan, Charles	M64	DeMarco, Carolyn	W36	Hollingsworth, Lori L	W61	Miller, Janelle E	W53
Becker, Mark L	M62	Denney, Kris A	W56	Hoomans, Bree J	W37	Miller, Lindsay	W24
Bedford, Kathleen L	W53	Dhom, Gina M	W38	Howell, Richard K	M57	Miller, Matt	M39
Beeger, Elise J	W32	Dirksen, Mike	M67	Hsieh, Rachel	W29	Milner, Nancy J	W65
Benedetto, Arianne L	W35	Donahoe, Sheila	W51	Hudec, Jessica	W33	Mitlehner, Mike	M50
Berghaus, Peter P	M75	Donahue, Matthew A	M50	Hyland, Kim J	W54	Moore, Maki	W31
Bigler, Jim	M81	Donohue, Lily E	W26	Jackson, Maresa	W37	Morgen, Cheryl A	W47
Binder, Lauren	W69	Ducore, Rebecca	W36	Jacobs-Brown, Michelle C	W45	Morrow, Ryan	M36
Blais, Jerry L	M64	Duus, Gabe G	M46	Jajewski, Suzy	W41	Muessig, Dirk	M46
Blank, Abby	W31	Dwight, Charles B	M61	Jenkins, James D	M69	Munro, Stuart A	M59
Bonus, Ted	M28	Eagle, Daniel	M39	Jenkins, Valerie G	W53	Myers, Ken A	M47
		Eastman, Catherine C	W31	Johnson, Serena H	W39	Nakata, Ronald K	M77
		Eckert-Mason, Kathy	W59	Johnson, Steve M	M68	Nelson, Sara Q	W44

Athlete Roster – by Club


Name	Age	Name	Age	Name	Age	Name	Age
Oregon Masters		Solbach, Daniel	M48	Ames, Eddie	M47	Shores, Kyle M	M31
Nelson, Timothy D	M51	Speer, Bonnie B	W82	Aston, Edward G	M70	Young, Jillian T	W30
Nichols, A Jane	W75	Spence, John L	M75	Beuttenmuller, David J	M66	Total: 11	
Oliva, Tomas	M54	Stacy, Jessica L	W27	Bruner, Alex	M65	Portland Timberfish	
Olson, Steven	M48	Stark, Allen L	M67	Chattaway, Michele J	W65	Dugas, Heather C	W43
Palma, Rodolfo	M39	Stephens, Cliff C	M61	Childs, Lee	M68	Total: 1	
Parmentier, Steve D	M51	Stout, Jon D	M70	Fitzpatrick, Maureen	W65	Puget Sound Masters	
Peters, Keith D	M51	Strahan, Marlene Tina	W53	Green, Chip	M56	Adcock, Richard P	M61
Peterson, Julie A	W41	Sullivan, Scot A	M50	Irish Bostic, Linda	W53	Adkins-Narte, Heather D	W62
Pettit, Jayette R	W49	Summers, Ellen	W62	Jones, Eney	W56	Alsberg, Maoz	M48
Phillips, Frank J	M74	Summers, Jeanna	W62	Lodwig, Keefe L	M73	Anderson, Sydney E	W24
Phillips, Carr	M51	Thayer, George D	M80	Lotano, Daniel	M36	Armstrong, Mary C	W49
Phillips, Sue	W52	Thessin, Tyler	M51	Parsons, Roger L	M69	Axelsson, Peter	M50
Phipps, Tom	M63	Thompson, Jennifer	W49	Quiggin, David	M72	Baker, John B	M65
Phipps, Virginia	W92	Thorn, Tralee M	W34	Treible Slaton, Kathy	W55	Baker, Laurel C	W38
Pierson, Ginger L	W70	Toepper, William C	M57	Wenzel, Chris	W57	Bosselmann, Chip	M54
Polito, Chip	M40	Towne, Charris J	W65	Total: 16		Bradley, Sarah	W41
Polito, Christine C	W31	Tujo, Christian F	M45	Palmetto Masters		Braggin, Jacquelyn E	W30
Porter, Jordan	M24	Turner, Austin D	M20	Cook, Andy	M52	Campen, Gary	M72
Potter-Clark, Rahevin S	M21	Tyrrell, Laura	W49	Fetchen, Doug	M47	Carlton, Brian L	M66
Radcliff, David A	M82	Tyrrell, Will H	M22	Malik, Michael J	M35	Carmosino, Vince	M46
Rash, Taylor	M25	Uebele, Keith	M55	Moro, Erin C	W38	Casey, Kathrine J	W68
Rasmussen, John C	M41	van Andel, Robbert	M42	Near, Jim B	M61	Castle, Matt	M45
Ready, Jodi R	W45	Van Den Wymelenberg, Kevir	M39	Slowey, Michael J	M59	Cenci, Erica R	W33
Redwine-Baker, Roxanne J	W57	Vaughn-Edmonds, Holly H	W54	Wilson, Jamie W	W50	Chapman, Linda	W60
Reeves, Tessa L	W38	Vincent, Nancy C	W57	Yocum, Kari	W39	Colella, Rick	M65
Reget, Phil F	M47	Voeller, Jan	M55	Total: 8		Conroy, Chris	M31
Rogers, Sarah J	W40	Voll, Robert M	M59	Panama City Swim Team		Contreras Sandoval, Isaac	M27
Rogers, Terry	M60	Wahab, Stephanie	W48	Jinks, Allison L	W33	Cox, Allison L	W32
Roth, Matthew J	M50	Wallace, Colin C	M38	Total: 1		Dahl, Lisa A	W55
Rousseau, Sandi	W69	Wallace, Shannon A	W41	Paris Aquatique		Davis, Bob	M75
Royle, Mary Anne	W64	Wan, Eric	M50	Jolly, Robert	M69	Davis, Charlotte M	W66
Salton, Gillian G	W48	Ward, Joy	W74	Total: 1		Dees, Jillian R	W33
Sandin, Dave E	M56	Washburne, Brent C	M55	Patriot Masters Swim Team		Dees, Joseph T	M30
Sandoval, Lisa E	W44	Watkins, Elizabeth A	W51	Zamon, Frederick J	M74	DeWard, Robert C	M42
Scheuing, Annie	W51	Watt, Bryan C	M51	Total: 1		Dillon, Sally A	W70
Schmidt, Olivia	W23	Waud, Timothy P	M49	Peninsula Community Center Mas		Dinkel, Paloma	W28
Schroder, Kaleo B	W80	Welty-Fick, Carolyn L	W52	Anderson, Robert L	M61	Doherty, Todd S	M45
Schuler, Chuck	M47	White, Dennis C	M69	Total: 1		Dumouchel, Denise M	W54
Scott, Andrew	M51	White, James D	M58	Phoenix Swim Club		Durban, Lars R	M59
Scovel, Russel R	M46	White, Shaunna T	W26	Dreizler, Todd M	M46	Ella, Ellen	W38
Self, Mike	M46	Whiter, Peggy S	W73	Hahm, Martin R	M75	Esko, Kevin L	M50
Shepherd, Sara	W34	Wiley, Heather C	W59	Ide, Hitomi	W67	Farinas, Jennifer R	W44
Shortt, Brian F	M64	Williams, Trond R	M67	Ide, Yutaka	M69	Ferrel, Amelia M	W29
Shortt-Low, Caitlyn	W30	Wolter, David	M59	Inada, Noriko	W38	Ferries, Jenny	W35
Showell, Brianna E	W37	Woolard, Whitney J	M41	Konarzewski, Jan	M28	Fritschen, Tom M	M60
Simpson, Kris P	M51	Wren, Mark B	M58	Kramer-Howe, Richard	M74	Goodlin, Tom	M57
Sitter, Darby M	W73	Yelin, Matt	M27	Lavigna, Lauren C	W27	Graham, Donald	M62
Skinner, Sonja	W40	Yensen, Kermit D	M63	Liotta, Ashley M	W37	Gray, Trever O	M40
Slawson, Dick M	M80	Total: 275				Greene, Skip	M64
Smith, Robert S	M73	Palm Beach Masters					

Name	Age	Name	Age	Name	Age	Name	Age
Puget Sound Masters		Reimer, Shelley B	W47	Ripon Aquatics Masters Club		Benner, Tord E	M57
Grisso, Carol A	W72	Rogers, Randy	M58	Houck, Sarah	W33	Dolan LaMar, Diana	W59
Hagedorn, Chad F	M44	Sawyer, Dennis L	M72	Total: 1		Ganze, Cathy	W59
Hannula, Dave	M62	Scheck, Joshua B	M20	Riverside Aquatics Association		Hohn, Chris	M48
Haynie, Carl	M56	Singer, Shannon R	W46	Popko, David A	M39	Hubbard, Donald J	M89
Hiebert, Stephanie	W39	Smith, Katy	W35	Total: 1		Jones, Kenton R	M49
Howard, Elizabeth R	W43	Stretch, James J	M65	Rolling Hills Mud Sharks		Komissarov, Andrey A	M56
Howard, John H	M46	Underbrink, Dan	M60	Coholan, Annette M	W68	Mitchell, Tom	M83
Hummelstein, Jill	W55	Voss, Julie E	W53	Cunningham, Martha C	W60	Ogier, Danielle	W64
Hunt, Andrea M	W68	Walker, Thomas W	M69	Hepworth, Linda	W63	Piggott, Emma	W42
Jackson, Robert L	M56	Warner, Frank	M67	Tevis, Maggie H	W68	Siegel, Christine L	W59
Jaeger, Dawn	W60	Winans, Amanda	W33	Van Boer, Eric D	M62	Stickney, Bingham	M55
Jelen, Doug	M43	York, Sandi	W40	Total: 5		Thayer, Marieke	W55
Jimmison, Tyrone M	M36	Total: 106		Rose Bowl Masters		Total: 13	
Jones, Ronald C	M76	Regina Masters Swim Club		Armour, Justin	M31	San Mateo Masters	
Kassen, Elizabeth K	W64	Mymryk, Penny	W69	Bennett, Kristin P	W59	Fasbender, Alice J	W78
Kelly, Scott D	M47	Total: 1		Borton, Dan	M48	Fasbender, Barry A	M79
Kirkland, Dan L	M68	Reston Masters Swim Team		Capizzi, Stefanie	W29	Total: 2	
Liedtke, Matthew	M27	Beels, Kendall R	W44	Castro, Daniel	M25	San Ramon Valley Livermore Aqu	
Lippold, Mary B	W60	Brightwell, Kim M	W56	Chambers, Kate	W41	Bilich, Bonnie M	W58
Longridge, Julee S	W45	Carlson, Jennifer M	W37	Cook, Sally A	W55	Total: 1	
Lucco, Elizabeth D	W50	Carlson, John	M45	Dubrick, Jon S	M48	Santa Barbara Masters	
Ludwig, Terry	M66	Davis, Cory M	M36	Durieux, Chad A	M37	Bernal, Alison	W32
McCarty, David L	M52	Manheim, Frank T	M86	Ecklund, Tait C	M35	Carter, Dean	M51
McColly, Michael	M71	Manheim, Lucy M	W74	Farmer, Michael W	M69	Gutierrez, Charlotte D	W64
McFarland, Cestjon	W56	Rysdon, Jon C	M65	Freshley, Mike R	M75	Kuhn, Kevin F	M27
McIntyre, Shannon J	W52	Thomasian, Aram G	M31	Gold, Susan	W56	Power, Michael L	M48
McRae, Michelle	W41	Total: 9		Goode, Douglas J	M77	Schultz, Karen E	W37
Monohon, Paul E	M71	Rice Aquatic Masters		Hughes, Suzanne M	W50	Stori, Grace E	W20
Moore, Robert B	M56	Childers, David W	M62	Jensen, Amy M	W30	Stori, Mark D	M51
Moorhead, Amy J	W45	Clapp, Marissa L	W29	Khalil, Heidi G	W45	Total: 8	
Nalli, Lyle A	M56	Guthrie, David M	M56	Kim, Gene B	M30	Santa Clara Swim Club Masters	
Nelson, Kirk	M46	Hardy, Rog	M70	Kornfeld, Maurine E	W95	Guyler, Mark	M24
Ness, Kerry	M47	Jimenez, Carlos A	M52	Mendoza, Jon	M33	Total: 1	
Niles, Dennis J	M71	Total: 5		Meyer, Adam	M30	Santa Rosa Masters	
Nygren, Mats O	M50	Richmond Plunge Masters		Odonnell, Meghan	W33	Bulman, Robin A	W51
O'Hern, David C	M33	Garces, Eudean D	M42	Ogrady, Kim C	W55	Nelson, Sheila	W48
Olson, David P	M71	Hebert, Trudi	W44	Parker, Amy P	W40	Walts, Merrie E	W56
Pearson, Jay D	M55	Sabatini, Greg	M40	Passos, Andre	M43	Wilder, Hugh	M69
Penn, William J	M65	Taylor, Ron A	M56	Schwartz, Sarah Rachel	W28	Total: 4	
Peterson, Dick A	M79	Total: 4		Simmons, Cheryl A	W49	Sarasota Y Sharks	
Peterson, Steven B	M70	Rio Salado Swim Club		Sternberg, Scott D	M58	Albino, Jorge E	M41
Phillips, Daniel L	M53	Belote Ripley, Melissa	W60	Sterne, Erik A	M64	Bennett, Ellen K	W53
Piette, Jeffrey T	M61	Hanson, Maren T	W42	Tulin, Michael	M62	Brenner, Bill	M58
Pilger, Robert T	M73	Ray, Brennan	M41	Turner, Lauren	W24	Carson, June F	W68
Piper, Roman K	M57	Tait, David A	M40	Total: 31		Chance, Danielle R	W35
Powell, Frank R	M56	Therrien, Jerry	M41	Roskill Masters		Couch, Bob E	M69
Powell, Valerie I	W23	Tobler, Nathan	M37	Weldon, Mark R	M49	Deery, Kyle B	M32
Preissler, Stella	W67	Total: 6		Total: 1		Dombrowski, Andrea	W49
Regan Koppelberger, Tammy	W44	San Diego Swim Masters					
Reid, Walt E	M76						

Athlete Roster – by Club


Name	Age	Name	Age	Name	Age	Name	Age
Sarasota Y Sharks		Friedlander, Rebecca L	W50	Swim Fort Lauderdale		Moffett, Erica L	W47
Dye, Dean	M75	Hatch, Eric	M42	Aakhus, Gregory P	M66	Monahan, Sean P	M24
Eckert, Jonathan	M30	Le Febre, Karen J	W48	Acosta, Joel A	M28	Murphy, Siobhan C	W30
English-Bazenas, Daphne R	W48	Total: 4		Aimi, Victor A	M47	Musk, Gail G	W59
Goldschmidt, Claudia	W49	Slc Jcc		Akbar, Clyde	M68	Pardo, Robert R	M43
Groselle, Jack R	M62	Lyman, Carolyn B	W66	Aron Bonebrake, Vanessa	W36	Post, Brian L	M36
Groselle, Laura L	W56	Total: 1		Aubrey, Michael	M55	Richardson, Erik R	M28
Guins, Ann H	W63	Snake River Triathlon Club		Barbosa, Tatiana B	W37	Rosen, Anna	W29
Hamel, Dirk	M21	Faure, Caroline E	W48	Bergillos, Ara	W34	Rosenblat, Daniela	W41
Hamel, Laura	W52	Total: 1		Blavatnik, Alex	M52	Segarra, Rafael G	M52
Hedrick, Trip	M62	Snow Masters Swimming		Buchan, Douglas T	M73	Shead, Timothy M	M64
Kahn, Roger	M61	Russello, Stacey D	W53	Burns, Joel J	M70	Singleton, Amanda L	W27
Kirkpatrick, Laura A	W56	Total: 1		Cedano, Noel	M36	Sintjago, Rinaldo A	M34
Knowles, Ross S	M60	South Davis Masters		Childers, Casey	M38	Steynberg, Andre P	M60
Kryka, Nancy	W61	Forest, Anna Marie	W47	Childers, Lisa	W37	Stutz, Kathleen J	W34
Martin, Doug	M63	Total: 1		Chin-Ogilvie, Adrienne	W56	Szeinfeld, Marcos	M71
Matysek, Anna Lea	W55	South Florida Aquatic Club		Cleland, Rick	M62	Tadla, Jarek	M44
Matysek, Jim	M57	Blackburn, Lisa	W45	Cox, Raymond F	M41	Thomas, Ann B	W56
Mench, Edward H	M50	Total: 1		Djang, Philipp A	M62	Trauber, Ami A	M77
Miller, Jan H	W73	Southern Allegheny Masters		Dolan, Dan J	M61	Ventura, Rosa V	W69
Palace, Mark	M43	Blair, Elizabeth A	W41	Dondi, Beda C	M61	Vogel, Michel	M40
Panzarino, Stephen	M55	Total: 1		Dougherty, Stephen P	M65	Volz, Kristin R	W43
Pearson, Johnnie A	M43	Southern California Aquatic Ma		Drobner, Sherwin	M83	Webb, Linda	W71
Perout, Jeffrey J	M63	Ireland, Bill	M57	Garcia Carranza, Jaime	M52	Williams, Ryan D	M43
Seaver, Alexander	M21	Total: 1		Goldbas, Isabela C	W56	Wray, Ellary H	W34
Stultz, Todd W	M56	Spare Time American River Mast		Goldbas, Mervyn E	M74	Total: 75	
Walker, Rick B	M66	Tiedemann, Elizabeth B	W53	Goler, Jonathan A	M36	Swim Kentucky Masters	
Wood, Steve	M56	Total: 1		Gorwitz, Nahum	M80	Baldwin, Patricia A	W61
Total: 35		Sport & Health Tsunami Masters		Grady, Marci A	W58	Baldwin, Tricia A	W26
Saskatoon Goldfins Masters Swi		Murphy, Matthew M	M32	Hartman, Christy S	W63	Billion, Clayton M	M26
Waterer, Carl P	M66	Total: 1		Hendrick, Marty	M58	Doctor, Sydney M	W36
Total: 1		St Pete Masters Inc		Horton, Christina	W34	Jaworski, Chip	M46
Sawtooth Masters		Beach, Robert E	M86	Horwitz, Peter C	M52	Kasser, Dan	M47
Cleaver, Oliver	M53	Yeager, Lauren E	W32	Hung, Maria E	W56	Pendleton, Mike L	M64
Dyck, Mel	M75	Total: 2		Jackwin, Eric L	M27	Smath, Meg	W60
Johnston, Blossom P	W57	St. Louis Area Masters		Kelly, Mary Shawn	W54	Total: 8	
Rubocki, John S	M46	Good, Larry A	M82	Kertesz, Kristof	M23	Swim Utah	
Strand, Robert	M70	Hildebrand, Dawn L	W35	Kinugawa, Carla	W49	Cerny, William	M68
Templin, Philip John	M62	Hopson, Bruce E	M50	Koenig, Kit M	M47	Treiman, Gerald S	M56
Wright, Jill M	W65	Pohlmann, John T	M73	Larson, Linda L	W61	Total: 2	
Total: 7		Pohlmann, Mary M	W71	Lassen, Megan M	W46	Tamalpais Aquatic Masters	
Sierra Marlins Masters		Swope, Paul A	M41	Letsche, Lauren	W34	Alejandro, Richard	M71
Denison, Stephanie	W46	Total: 6		Lutotovich, Claudio Daniel D	M53	Bernard, Alan D	M67
Holmes, Laura D	W32	Stanford Masters Swimming		Marks, Jamie L	W28	Burns, Richard	M73
Peschel, Keith D	M51	Barnea, Daniela	W72	Marks, Karen J	W57	Holt, Tate	M65
Rich, Sarah	W30	Glenn, Katie	W40	Marks, Ronald L	M58	Jaffe, Kristin N	W78
Seevers, John L	M41	Glenn, Tim P	M60	Martin, Michelle E	W67	Meyerhoff, Rick	M69
Total: 5		Total: 3		Martinez, Alirio J	M49	Moskovits, Alexander	M67
Sierra Nevada Masters				Martz, Adam J	M45	Ridout, Nancy J	W74
Buchanan, Jessica	W30			McCloskey, Cecilia D	W66	Shoenberger, Deacon G	M42
				Merega, Roberto	M56		


Name	Age	Name	Age	Name	Age	Name	Age
Tamalpais Aquatic Masters		Talbott, Christopher J	M30	Total: 1		UCLA Bruin Masters	
Shoenberger, Linda R	W69	Talmadge, Matthew S	M27	Uc36		Hibben, Veronica	W60
Thomas, Dick W	M69	Taylor, Jonathan B	M28	Gates, Matthew D	M20	Total: 1	
Thomas, Michael R	M24	Wang, Jackson Z	M29	Lickwala, Holly	W40	Umac-Terrapin Masters	
Val, Laura B	W65	Welting, Laureen K	W51	Total: 2		Doane, Michael P	M46
Wheeler, Barbara C	W59	Yan, Hank	M27	Uc37		Grover, Mollie K	W35
Zuur, James	M76	Total: 30		Alvarez, Russ R	M65	Oloughlin, Jonathan	M33
Total: 15		Tri Valley Masters		Baxter, Tanya M	W37	Shaw, Chris	M34
Team Pittsburgh Masters		Cutting, Steve	M59	Bishow, Aaron M	M25	Strahota, Jeffrey R	M36
Muthler, Stephen K	M65	Hektner, Eric W	M58	Bollens, Stephen M	M57	Yung, Cejih J	M31
Total: 1		Total: 2		Branche, Kyle N	M28	Total: 6	
Team Ridglea		Tri-City Atomic Sturgeons		Coddington, Laura B	W27	University of Oregon Swim Club	
Amick, Jim	M55	Colburn, Heather A	W44	Flesuras, Alex J	M37	Jenne, Helen K	W25
Sheffield, Pansy P	W40	Groth, Bruce D	M53	Flores-Fiol, Oscar A	M78	Raze, Kyle C	M23
Total: 2		Johns, Margaret S	W62	Hildebrandt, Jan D	W59	Shepherd, Bridget E	W22
Team Walker		Newburn, Lisa	W35	McCrea, Don L	M76	Total: 3	
Hale, Alicia	W28	Scovazzo, Mary L	W61	Needham, Jerry M	M60	University of San Francisco Ma	
Total: 1		Scovazzo, Vincent A	M64	Pinger, Mark	M46	Dailey, Alexander D	M40
Team Texas Masters		Total: 6		Reynolds, Chris M	M37	Dornan, Gwen	W53
Boyd, David D	M75	Tulsa Masters Swim Club		Riedinger, Kelly A	W37	Fleming, Jack C	M81
George, Constance	W56	Herrold, David H	M47	Sippel, Ashley	W26	Grohe, William E	M83
Ragland, Elise H	W66	Powers, Matt G	M70	Smit, Karel-Gustaaf M	M43	Happe, Emily	W19
Ravel, Rick	M66	Wilson, Dennis J	M68	Total: 16		Mc Bride, Patrick F	M47
Total: 4		Total: 3		Uc38		McNamara, Kathleen A	W56
The Olympic Club		Uc02		George, Heidi S	W40	Virtue, Paul A	M65
Arnold, Allison A	W24	Liu, Sida	W31	Menozzi, Elizabeth	W39	Total: 8	
Ballenger, Marie A	W30	Total: 1		Ortiz, Juan A	M29	Ventura County Masters	
Casey, Aaron J	M28	Uc10		Simms, Vicki R	W56	Allen, Robbie E	M51
Gans, Egan	M30	Keyes, Brett R	M33	Toppel, Margaret H	W68	Kerns, Hubie	M67
Haris, Lee D	M62	Osborn, Jeffrey L	M55	Wells, Barton S	M49	Total: 2	
Hinshaw, Ben S	M25	Stewart, Sandra	W58	Total: 6		Victoria Crystal Silver Streak	
Hurko, Matt	M25	Total: 3		Uc43		Warren, Susan R	W75
Kastes, Katie C	W27	Uc14		Goldhammer, Kirsten A	W45	Total: 1	
Koon, Nolan	M26	Croft, Lance C	M28	Total: 1		Victoria Masters Swim Club	
Krueger, James	M78	Krieger, Dima	M50	Uc44		Abells, Joel	M30
Lentz, Graham M	M32	Uustal, Diann	W70	Jarvis, Scott S	M58	Carmichael, Rod	M65
MacKay, Ian D	M24	Total: 3		Total: 1		Cattrall, Yvonne	W68
Malasky, Martin E	M28	Uc30		Uc48		Hartford, Doug	M53
McGraw, Kathleen E	W30	Kester-Hedrick, L/Louise	W62	Koenig, Mike	M65	Mabee, Cindy	W47
Murphy, Kathryn T	W24	Total: 1		Total: 1		Reid, Jennifer	W33
Neuwirth, Jamie	M29	Uc33		Uc52		Rhodes, Avila	W60
Olson, Christine A	W26	Carey, George L	M74	Yagi, Keisuke	M30	Sinnott, Heather J	W45
Packer, Christopher B	M26	Gregoire, Eugenia	W80	Total: 1		Sylvester, Eryn A	W23
Quinn, Phyllis E	W61	Person, James D	M62	Uc55		Varty, Eulah M	W82
Read, Haley L	W25	Robinson, Keith A	M58	Miller, Ava M	W50	Westmacott, Lauren	W37
Reeves, Katherine W	W26	Total: 4		Miller, Graham P	M49	Yearwood, Lynn M	W49
Rowan, Samuel N	M25	Uc35		Vance, Alex N	M23	Total: 12	
Schnabl, David	M29	Richards, Kelly M	W47	Vogel, Randi L	W32	Villanova Masters Swimming	
Stipe, Mikkel-Ane	W23			Total: 4		Kondratev, Juri P	M38



When your family is protected, we all win.

At Nationwide®, our number one goal is being there for our members. That's why we have your back when it comes to protecting what's most important, like:

 The car you drive to every practice

 The RV you use for that weekend tournament

Join us as we team up with U.S. Masters Swimming to promote safety.

To learn more about a special discount for U.S. Masters Swimming members visit nationwide.com/USMS or call **1-888-231-3614**.

Nationwide Insurance has made a financial contribution to this organization in return for the opportunity to market products and services to its members or customers.

Products underwritten by Nationwide Mutual Insurance Company and Affiliated Companies. Home Office: Columbus, OH 43215. Subject to underwriting guidelines, review, and approval. Products and discounts not available to all persons in all states. Nationwide and the Nationwide N and Eagle are service marks of Nationwide Mutual Insurance Company. © 2016 Nationwide AFR-0256A0.2 (03/16)



Athlete Roster – by Club

Name	Age	Name	Age	Name	Age	Name	Age
Total: 1		Wild Rose Masters (Amsa)		Heady, Gavin M	M18		
VillaSport Beaverton		Urtasun, Raul C	M83	Total: 1			
Vultaggio, Maisie A	W42	Total: 1		Yuba City Masters Swimming			
Total: 1		Willamalane Masters		Finch, Merry B	W62		
Virginia Masters Swim Team		Bray, Beverly J	W47	Lee, Stanley H	M60		
Boslego, Barbara E	W65	Greco, Lynette	W47	Taylor, Barbara G	W62		
Malsbury, David B	M55	Marcum, Dunja J	W47	Total: 3			
Parker Palace, Kelly	W55	Moss, Missy M	W48	Zacatecas			
Schreiner, Beth	W75	Sedgwick, Julie H	W47	Puentes Duarte, Pedro	M51		
Sheahan, Dan	M59	Total: 5		Total: 1			
Total: 5		Wind-n-Sea Masters Swimming					
Walnut Creek Masters		Bathey, Tony E	M53				
Abbott, Bridget	W35	De Groot-Hedlin, Catherine D	W56				
Ackerman, Dolly J	W75	Fremont, Robert	M58				
Adler, Felicia M	W54	Lewis, Cynthia J	W41				
Asta, Lisa M	W51	Lewis, Mike J	M51				
Basaraba, Deni L	W35	Munoz Welch, Aida	W57				
Boone, Jon	M53	Scheff, Jonathan	M64				
Brittingham, Regina	W65	Willert, Dan T	M74				
Cook, Amy M	W52	Total: 8					
Cook, Doug J	M53	Winter Haven Masters Swim Team					
Darling, Colleen M	W42	Oliva, Stepan	M50				
Dibley, Allison M	W54	Voisard, Brian S	M65				
Druz, Loren	M60	Total: 2					
Emmrich, Evie M	W86	Wisconsin Masters Aquatic Club					
Heim-Bowen, Suzanne M	W58	Christenson, Candy J	W69				
Hill, Marcia M	W72	Conrad, Nathan E	M40				
Hirsch, Ann M	W85	Dillon Stewart, Jane E	W74				
Jansen, Dori	W58	Schaetz, Trina R	W44				
Keeler, Susan E	W38	Schneider, Erin E	W37				
Mendenhall, Kevin C	M33	Schneider, Leah R	W32				
Nootbaar, Tom T	M53	Schneider, Mary P	W64				
O'Brien, Charlene A	W60	Total: 7					
O'Brien, Kerry L	M59	Woodlands Masters Swim Team					
O'Brien, Lacey	W25	Agathon, John C	M57				
Rasmussen, Christian S	M37	Boak, Carolyn	W71				
Remmert, Greg A	M54	Boak, Thomas D	M73				
Richards, Ericka L	W38	Coellner, Deb S	W65				
Stahl, Stephen A	M51	Considine-Miller, Ellen A	W53				
Taylor, Catherine W	W53	Hines, Mary Anne	W59				
Ward, Lisa A	W52	Leilich, Joann	W77				
Total: 29		Moure de Godoy, Elva	W56				
Wenatchee Valley Masters		Ohnstad, Bradley A	M59				
Bevier, Jack	M84	Rollins, Bruce W	M67				
Magee, Carolyn M	W71	Total: 10					
Total: 2		WS Twente					
West Hollywood Aquatics		Steenhuis, Harm-Jan	M49				
Karlin, Olivia	W52	Total: 1					
Total: 1		Wyoming Masters Swimming Club					


CITY OF TROUTDALE
"Gateway to the Columbia River Gorge"

*Welcome U.S. Masters
Swimming Competitors!*

Visit Historic Downtown Troutdale




Unique Shopping Experience • Food • Art Galleries
 Antique Shops • Relax at Mayors Square Park
 Visit the "King of Roads Exhibit"
100th Anniversary of Historic Columbia River Highway



For breathtaking views of the Columbia River Gorge, enjoy a leisurely drive (or bike ride!) along the Historic Columbia River Highway! Get your brochures and maps at the Visitors Center, located at 107 East Historic Columbia River Highway in Downtown Troutdale!

Event Sponsors

Event #	Event	Women	Men
1 & 2	1500 freestyle	Quality Inn Gresham Oregon	Dan Jorgensen & S.R.Smith
3 & 4	400 IM	Serious Equipment by S.R.Smith	FlytrapStore.com
5 & 6	100 breaststroke	Quality Inn Gresham Oregon	Michelle Lin
7 & 8	200 freestyle	Quality Inn Gresham Oregon	Quality Inn Gresham Oregon
9 & 10	50 backstroke	Keith D. Peters D.M.D.	Keith D. Peters D.M.D.
11 & 12	100 butterfly	Quality Inn Gresham Oregon	Quality Inn Gresham Oregon
13 & 14	800 freestyle	Serious Equipment by S.R.Smith	In memory of Lucille Hathaway
15 & 16	50 breaststroke	Quality Inn Gresham Oregon	Quality Inn Gresham Oregon
17 & 18	200 IM	Keith D. Peters D.M.D.	Keith D. Peters D.M.D.
19 & 20	200 freestyle relay	Michelle Lin	Michelle Lin
21 & 22	400 freestyle	Serious Equipment by S.R.Smith	Dan Jorgensen & S.R.Smith
23 & 24	50 freestyle	Quality Inn Gresham Oregon	Serious Equipment by S.R.Smith
25 & 26	200 butterfly	We miss you Tom Landis	In honor of Henry Hathaway
27 & 28	100 backstroke	Karen Andrus-Hughes & S.R.Smith	Stephen Darnell
29	Mixed 200 freestyle relay	Quality Inn Gresham Oregon	
30	Mixed 200 medley relay	Michelle Lin	
31 & 32	200 backstroke	Serious Equipment by S.R.Smith	Paul Windrath
33 & 34	50 butterfly	Sandi Rousseau	Quality Inn Gresham Oregon
35 & 36	200 medley relay	Michelle Lin	Michelle Lin
37 & 38	200 breaststroke	Quality Inn Gresham Oregon	Karen AH in memory of Art Smith
39 & 40	100 freestyle	Quality Inn Gresham Oregon	Quality Inn Gresham Oregon

Day 1 – Wednesday, August 17, 2016

Warm-up

6:30 a.m.–7:20 a.m.

Check-in Deadline for Day 1

The following are positive check-in events. Check-in may be done in person at the registration area or online at usms.org.

Wed., Aug 17	1500 freestyle	7:00 a.m.
---------------------	-----------------------	------------------

PLEASE NOTE:

If you do not check in by the deadline, you will not be seeded; there are no exceptions.

Meet Start Time

7:30 a.m.

Women	Event	Men
1	1500 freestyle (mixed)	2

2016 USMS Summer Nationals
Mt. Hood Community College
Meet Program - Wednesday, August 17, 2016

#1 Mixed 1500 LC Meter Freestyle

Sponsor: Quality Inn Gresham Oregon for Women

Dan Jorgensen & S. R. Smith for Men

Name	Age	Team	Seed Time
1 George, Heidi S	W40	UC38	17:17.22
2 Wells, Barton S	M49	UC38	17:30.27
3 Woudenberg, Casey S	M23	LT	17:34.54
4 Dickson, Kurt F	M49	ARIZ	17:42.11
5 Kertesz, Kristof	M23	SFTL	17:45.75
6 Ortiz, Juan A	M29	UC38	18:06.75
7 Polito, Chip	M40	OREG	18:12.08
8 Nelson, Kirk	M46	PSM	18:12.45
9 Anderson, Joseph M	M31	MINN	18:33.32
10 Holman, Sara E	W30	CMS	18:45.98
11 Holman, Mary E	W30	CMS	18:49.46
12 Roper, Matthew D	M35	DAM	18:53.94
13 Miller, Matt	M39	OREG	18:55.84
14 Batchelder, John R	M35	CMS	18:58.00
15 Cox, Allison L	W32	PSM	18:59.24
16 Cohen, Cecy	W42	CDI	19:00.00
17 Martins, Ashley B	W28	NEM	19:00.00
18 Lewis, Mike J	M51	WIND	19:02.15
19 Acosta, Joel A	M28	SFTL	19:04.98
20 Anderson, Sydney E	W24	PSM	19:10.10
21 Hatch, Eric	M42	SNM	19:15.00
22 Jones, Eney	W56	PBM	19:15.02
23 Patterson, Thomas J	M39	1776	19:30.00
24 Ogrady, Kim C	W55	ROSE	19:32.31
25 Heim-Bowen, Suzanne M	W58	WCM	19:34.00
26 Smith, David J	M29	CMS	19:36.18
27 Frost, Mark	M49	OREG	19:45.00
28 Pardo, Robert R	M43	SFTL	19:50.00
29 Archer, Branch T	M57	TXLA	19:54.51
30 Cook, Andy	M52	PALM	19:55.00
31 Reilly, Jeff M	M55	1776	19:55.10
32 Edde, Matthew L	M27	BWAQ	19:56.29
33 Schultz, Karen E	W37	SBM	19:57.55
34 Eastman, Catherine C	W31	OREG	20:00.00
35 Drake, Kevin W	M60	HIMA	20:02.00
36 Malik, Michael J	M35	PALM	20:02.34
37 Elsbach, Kimberly D	W53	DAM	20:07.00
38 Modjeska, Mark E	M63	ARIZ	20:13.81
39 Rogers, Randy	M58	PSM	20:15.00
40 Krauser, Larry B	M63	HMS	20:18.68
41 Najjar, Ellie S	W55	CMS	20:21.54
42 Johnston, Mark A	M56	FLOW	20:22.07
43 Collier, Scott J	M62	AKMS	20:25.28
44 Scott, Andrew	M51	OREG	20:28.50
45 Ward, Lisa A	W52	WCM	20:41.39
46 van Andel, Robbert	M42	OREG	20:43.01
47 Friedlander, Rebecca L	W50	SNM	20:52.20
48 Denison, Stephanie	W46	SMST	20:54.76
49 Kirkland, Dan L	M68	PSM	20:56.66
50 Aldred, Grant D	M23	OREG	20:59.11
51 Monroe, Leslie B	W42	CVMM	21:00.00
52 Seibt, Andreas K	M58	IM	21:00.00
53 Waud, Timothy P	M49	OREG	21:00.00
54 Doyle, Michael B	M52	NTXL	21:10.32
55 Kough, David S	M53	MINN	21:14.62
56 Kerns, Hubie	M67	VCM	21:15.00
57 Carnevale, Cecilia	W42	CRCE	21:19.40
58 Vaca, Laura R	W63	ANV	21:20.00
59 Tujo, Christian F	M45	OREG	21:21.44
60 Virtue, Paul A	M65	USF	21:24.00
61 Horton, Christina	W34	SFTL	21:25.07
62 Stolar, Carrie E	W49	MINN	21:28.73
63 Carmichael, Rod	M65	VIC	21:32.40
64 Phillips, Sue	W52	OREG	21:35.13
65 Brown, Denise H	W57	MICH	21:37.04
66 Durban, Eric	M61	BWAQ	21:37.21
67 Singleton, Amanda L	W27	SFTL	21:43.84
68 Piette, Jeffrey T	M61	PSM	21:44.58
69 Crooks, Alex	M41	OREG	21:48.45
70 Hendrick, Marty	M58	SFTL	21:48.80
71 Martin, Stephanie L	W57	ARIZ	21:50.00
72 Uhlir, Donald A	M59	ARIZ	21:50.34
73 Lassen, Megan M	W46	SFTL	21:52.77
74 Moore, Robert B	M56	PSM	22:00.00
75 Agathon, John C	M57	WMST	22:00.34
76 Hagedorn, Chad F	M44	PSM	22:00.69
77 Cox, Raymond F	M41	SFTL	22:01.23
78 Green, Chip	M56	PBM	22:03.00
79 Mannarino, Joshua M	M25	NEM	22:07.35
80 Scheff, Jonathan	M64	WIND	22:12.56
81 Edwards, Bonnie B	W44	OREG	22:14.73
82 Jajewski, Suzy	W41	OREG	22:14.80
83 Song, James C	M33	MEMO	22:16.96
84 Wong, John	M52	OAS	22:17.95
85 Cook, Doug J	M53	WCM	22:19.13
86 Wintzer, Mathew C	M36	KM	22:21.00
87 White, James D	M58	OREG	22:25.00
88 Twist, Christina L	W30	ENSW	22:30.04
89 Woodruff, David L	M60	DAM	22:36.39
90 Bruce, Bob A	M68	OREG	22:43.76
91 Dolan LaMar, Diana	W59	SDSM	22:45.00
92 Criscione, Anicia	W43	OREG	22:53.41
93 Flessert, Amy M	W32	NORT	23:00.00
94 Bergillos, Ara	W34	SFTL	23:00.00
95 Thayer, Marieke	W55	SDSM	23:10.45
96 Larson, Allen J	M63	OREG	23:10.78
97 Carlton, Brian L	M66	PSM	23:11.28
98 Hooe, Donna L	W54	GAJA	23:15.00
99 Smith, Katy	W35	PSM	23:16.43
100 Menozzi, Elizabeth	W39	UC38	23:30.31
101 Pettit, Jayette R	W49	OREG	23:32.00
102 Bulman, Robin A	W51	SRM	23:35.74
103 Rosen, Anna	W29	SFTL	23:37.77
104 Quinn, Phyllis E	W61	TOC	23:38.58
105 Hernandez, Josephine	W54	CRCE	23:39.11
106 Gonzalez, Ana Lucia	W54	CRCE	23:43.96
107 Stutz, Kathleen J	W34	SFTL	23:45.47
108 Sherrill, Mike	M67	HNAQ	24:00.00
109 McMillan, Natalie	W48	OREG	24:00.00
110 Willert, Dan T	M74	WIND	24:00.00
111 Aron Bonebrake, Vanessa	W36	SFTL	24:05.67
112 Schmidt, Olivia	W23	OREG	24:12.34
113 Summers, Jeanna	W62	OREG	24:30.00
114 Carew, Michael P	M67	OREG	24:58.00
115 Kryka, Nancy	W61	SYSM	24:59.00
116 Clutter, Cynthia G	W56	MMAC	25:01.56
117 Shoenger, Linda R	W69	TAM	25:06.17
118 Radcliff, David A	M82	OREG	25:12.68
119 Paushter, Stephen L	M65	BUMS	25:15.38
120 Stringer, Peggy L	W65	MM	25:40.56
121 Larson, Linda L	W61	SFTL	26:00.00
122 Ventura, Rosa V	W69	SFTL	26:00.00
123 Binder, Lauren	W69	OREG	26:16.37
124 Hunt, Andrea M	W68	PSM	26:30.00
125 Hair, Margaret	W61	LCN	26:35.61
126 Webb, Linda	W71	SFTL	26:49.16
127 Carey, George L	M74	UC33	27:10.30
128 Olson, David P	M71	PSM	27:24.00
129 Dillon, Sally A	W70	PSM	27:31.00
130 Wright, Jill M	W65	SAWS	27:37.25
131 Fasbender, Barry A	M79	SMM	27:46.10
132 Goldbas, Mervyn E	M74	SFTL	27:47.11
133 Bergstrom, Robert W	M75	FMT	28:15.00
134 Erickson, Martha	W65	NASH	28:25.90
135 Johnston, Graham M	M85	MOST	28:35.24
136 Coholan, Annette M	W68	RHMS	28:58.08
137 Dyck, Mel	M75	SAWS	29:29.90
138 Spence, John L	M75	OREG	29:45.00
139 Beach, Robert E	M86	SPM	30:00.00
140 Lamb, Willard J	M94	OREG	31:12.82
141 Davis, Bob	M75	PSM	31:45.00
142 Ensign, Jeanne	W70	MM	33:37.00
143 Manheim, Lucy M	W74	RMST	34:00.00
144 Monahan, Richard S	M75	METR	34:02.76
145 Varty, Eulah M	W82	VIC	36:13.59
146 Campbell, Joan K	W86	FACT	36:42.79
147 Grohe, William E	M83	USF	39:02.26

Day 2—Thursday, August 18, 2016

Warm-up

6:30 a.m.–7:20 a.m.

Check-in Deadline for Day 2

The following are positive check-in events. Check-in may be done in person at the registration area or online at usms.org.

Thu., August 18	400 IM 200 freestyle	7:00 a.m. 7:00 a.m.
------------------------	---------------------------------	--------------------------------

PLEASE NOTE:

If you do not check in by the deadline, you will not be seeded; there are no exceptions.

Meet Start Time

7:30 a.m.

Women	Event	Men
3	400 IM	4
30-minute warm-up in competition pool		
5	100 breaststroke	6
7	200 freestyle	8
9	50 backstroke	10
11	100 butterfly	12

Entry Deadline for Day 3 (Friday) Relays

Relays must be turned in at the relay desk.

Thu., August 18	200 freestyle relay	3:00 p.m.
------------------------	----------------------------	------------------



THE NUMBERS DON'T LIE.

40 The percentage of the USA Men's National Swim Team that were taking P2Life products. They brought home seven gold medals.

700 The number of Masters Swimming World Records P2Life Masters Athletes have set.

60 The age P2Life founder Tim Shead achieved his lifetime best in swimming. He swam faster at 60 than at age 22 when he was trying out for the Olympic Team.

4.9 The rating verified buyers have given P2Life products - 4.9 out of 5 stars. (That's a higher rating than the iPhone 6).

71 The percentage of P2Life Masters athletes who have been inducted into the International Masters Swimming Hall of Fame.

81 The number of National Age Group Records set by athletes that have been taking P2Life.

10 The number of dollars you will get off P2Life products for reading this magazine.
USE Code: USMS2016SUMMERNATS

**COME LEARN MORE AT
OUR BOOTH ON THE DECK!**

P2LIFE.COM
PERFORMANCE NUTRITION

2016 USMS Summer Nationals
Mt. Hood Community College
Meet Program - Thursday, August 18, 2016

#3 Women 400 LC Meter IM

Sponsor: Serious Equipment by S. R. Smith

Name	Age	Team	Seed Time
1 Clapp, Marissa L	29	RICE	5:07.87
2 Bicek, Adrienne L	25	IM	5:09.99
3 Crow, Vivian A	19	DAM	5:14.04
4 Lewis, Cynthia J	41	WIND	5:16.17
5 Marks, Jamie L	28	SFTL	5:30.88
6 Williams, Melinda B	35	NEM	5:37.40
7 Cohen, Cecy	42	CDI	5:40.00
8 Tогias, Anna	31	ETOB	5:42.00
9 Houck, Sarah	33	RAMC	5:44.37
10 McIntyre, Shannon J	52	PSM	5:46.16
11 Moro, Erin C	38	PALM	5:53.48
12 Nelson, Sara Q	44	OREG	5:55.93
13 Sharpe, Anna	24	KM	6:00.00
14 Martins, Ashley B	28	NEM	6:00.00
15 Schultz, Karen E	37	SBM	6:00.00
16 Najjar, Ellie S	55	CMS	6:05.17
17 Friedlander, Rebecca L	50	SNM	6:06.20
18 Capizzi, Stefanie	29	ROSE	6:08.87
19 McRae, Michelle	41	PSM	6:11.13
20 Ferries, Jenny	35	PSM	6:14.84
21 De Groot-Hedlin, Catherine I	56	WIND	6:17.38
22 Vaca, Laura R	63	ANV	6:19.05
23 Kiefer, Stacey L	38	OREG	6:19.60
24 Crusco, Kysa M	40	NEM	6:21.00
25 Russell, Jane E	53	DAM	6:21.33
26 Koehler, Deanna C	47	CVMM	6:21.89
27 Sandoval, Lisa E	44	OREG	6:22.01
28 Singleton, Amanda L	27	SFTL	6:25.21
29 Froehlich, Kathryn	54	IM	6:25.87
30 Barbosa, Tatiana B	37	SFTL	6:29.67
31 Rood, Jenny	31	NEM	6:32.18
32 Framke, Erin C	43	CMS	6:33.26
33 Brown, Denise H	57	MICH	6:34.13
34 Davis, Charlotte M	66	PSM	6:40.00
35 Criscione, Anicia	43	OREG	6:41.92
36 Howard, Elizabeth R	43	PSM	6:45.00
37 Wilson, Jamie W	50	PALM	6:47.25
38 Menozzi, Elizabeth	39	UC38	6:49.75
39 Tyrrell, Laura	49	OREG	6:50.00
40 Sondgroth, Tracey A	44	MELO	6:52.00
41 Belluomini, Melanie C	39	DAM	6:53.79
42 Parker Palace, Kelly	55	WMST	6:59.90
43 Boak, Carolyn	71	WMST	6:59.90
44 Dolan LaMar, Diana	59	SDSM	7:00.58
45 Aron Bonebrake, Vanessa	36	SFTL	7:00.58
46 Quinn, Phyllis E	61	TOC	7:00.85
47 Hooe, Donna L	54	GAJA	7:02.43
48 Price, Patricia L	54	DAM	7:03.54
49 Lassen, Megan M	46	SFTL	7:05.09
50 Stutz, Kathleen J	34	SFTL	7:10.08
51 English-Bazenas, Daphne R	48	SYSM	7:17.01
52 Thayer, Marieke	55	SDSM	7:17.66
53 Kassen, Elizabeth K	64	PSM	7:17.76
54 Hildebrandt, Jan D	59	UC37	7:20.00
55 Tourtual, Dorothy M	65	BUMS	7:21.93
56 Larson, Linda L	61	SFTL	7:30.43
57 James, Katy	61	ARIZ	7:32.00

58 Hernandez, Josephine	54	CRCE	7:40.20
59 Steil, Tamara R	62	MICH	7:47.48
60 Kinugawa, Carla	49	SFTL	7:51.03
61 Lyman, Carolyn B	66	JCC	7:53.04
62 Brooks, Sherry M Wendzel	56	MVN	7:56.00
63 Fadlovich, Angela	50	OREG	8:00.00
64 Asleson, Elke M	64	OREG	8:23.09
65 Ragland, Elise H	66	TTEX	8:24.45
66 Pohlmann, Mary M	71	SLAM	8:29.38
67 Munoz Welch, Aida	57	WIND	8:36.01
68 Wright, Jill M	65	SAWS	8:40.95
69 Chin-Ogilvie, Adrienne	56	SFTL	8:45.55
70 Baldwin, Tricia A	26	SKY	8:46.62
71 Moure de Godoy, Elva	56	WMST	8:55.04
72 Martin, Michelle E	67	SFTL	8:57.48
73 Panayotoff, Kristi M	68	GS	9:05.31
74 Magee, Carolyn M	71	WENM	9:07.90
75 Myer, Cynthia J	63	O2	9:16.94
76 Callaway, Linda	63	MOST	9:21.97
77 Grady, Marci A	58	SFTL	9:29.15
78 Vaganova, Natalia	41	IM	10:12.54
79 Bowman, Marcie E	52	OREG	10:25.00
80 Norris, Roswita D	74	DAM	12:25.15

#4 Men 400 LC Meter IM

Sponsor: FlytrapStore.com

Name	Age	Team	Seed Time
1 Heady, Gavin M	18	WMSC	4:28.12
2 Bezugliy, Alexander	31	MPNY	4:37.30
3 Danner, Gregory M	35	FAIR	4:48.58
4 Casey, Aaron J	28	TOC	4:50.00
5 Ortiz, Juan A	29	UC38	4:59.98
6 Doherty, Kevin J	43	CMS	5:05.40
7 Anderson, Joseph M	31	MINN	5:05.59
8 Jimenez, Ignacio	51	CMS	5:06.27
9 Colella, Rick	65	PSM	5:08.20
10 Nelson, Kirk	46	PSM	5:19.84
11 Monahan, Sean P	24	SFTL	5:20.77
12 Cedanio, Noel	36	SFTL	5:25.68
13 Smith, David J	29	CMS	5:26.08
14 Rubocki, John S	46	SAWS	5:29.45
15 Magnusson, Craig B	51	NHS	5:31.73
16 Kondratev, Juri P	38	VMS	5:32.00
17 Thomas, Michael R	24	TAM	5:32.69
18 Koehler, Doug J	50	CVMM	5:32.74
19 Lysenko, Andrii V	43	NS	5:32.90
20 Oo, Aung Sann	35	ARIZ	5:33.40
21 Batchelder, John R	35	CMS	5:35.12
22 Patterson, Thomas J	39	1776	5:36.00
23 Malik, Michael J	35	PALM	5:36.90
24 Archer, Branch T	57	TXLA	5:38.28
25 Nalli, Lyle A	56	PSM	5:39.16
26 Gordon, Graeme ST	37	EMSC	5:39.85
27 Palma, Rodolfo	39	OREG	5:40.00
28 Hatch, Eric	42	SNM	5:40.00
29 Roth, Matthew J	50	OREG	5:40.12
30 Adams, James A	39	HMS	5:40.39
31 Miller, Matt	39	OREG	5:42.00
32 McCarty, David L	52	PSM	5:43.95
33 Seibt, Andreas K	58	IM	5:45.00
34 McAdam, Samuel T	51	DAM	5:46.82

35 Mc Bride, Patrick F	47	USF	5:48.60
36 Swick, John T	33	ARIZ	5:48.76
37 van An del, Robbert	42	OREG	5:51.02
38 Hopson, Bruce E	50	SLAM	5:52.73
39 Collier, Scott J	62	AKMS	5:54.11
40 Catlin, Andrew H	28	INDY	5:54.79
41 Hathaway, David	56	OREG	5:55.07
42 Valley, Eric	55	MOVY	5:55.34
43 Marks, Ronald L	58	SFTL	5:55.50
44 Louie, Jamie	59	CMS	5:58.49
45 Drake, Kevin W	60	HIMA	5:58.60
46 Thompson, Anthony G	52	MOVY	5:59.16
47 Reilly, Jeff M	55	1776	5:59.20
48 Tujo, Christian F	45	OREG	6:00.40
49 Pardo, Robert R	43	SFTL	6:01.00
50 Scott, Andrew	51	OREG	6:01.21
51 Hendrick, Marty	58	SFTL	6:01.88
52 Borton, Dan	48	ROSE	6:02.74
53 Matysek, Jim	57	SYSM	6:03.57
54 Aldred, Grant D	23	OREG	6:04.18
55 Lantry, Todd	41	OREG	6:06.75
56 Edde, Matthew L	27	BWAQ	6:07.02
57 Taylor, Ron A	56	RPM	6:08.25
58 Templin, Philip John	62	SAWS	6:10.00
59 Mannarino, Joshua M	25	NEM	6:16.03
60 Amick, Jim	55	RIDG	6:16.23
61 Kim, Gene B	30	ROSE	6:20.01
62 Kough, David S	53	MINN	6:22.32
63 Krauser, Larry B	63	HMS	6:22.56
64 Ireland, Bill	57	SCAQ	6:23.60
65 Powell, Frank R	56	PSM	6:26.11
66 Couch, Bob E	69	SYSM	6:27.84
67 Boone, Lou	55	OREG	6:29.00
68 McAllister, Mark E	53	OREG	6:30.60
69 Penn, William J	65	PSM	6:42.76
70 Reed, Ed	73	CTMS	6:42.87
71 Durban, Eric	61	BWAQ	6:42.89
72 Pro, Bryan M	38	DAM	6:43.58
73 Rollins, Bruce W	67	WMST	6:47.65
74 Bruce, Bob A	68	OREG	6:48.23
75 Freshley, Mike R	75	ROSE	6:48.48
76 Keil, Mark A	63	NEM	6:48.72
77 Jensen, Kermit D	63	OREG	6:53.06
78 Summers, Scott	49	EMSC	6:57.48
79 Anderson, Robert L	61	PCCM	6:58.02
80 Rysdon, Jon C	65	RMST	7:15.00
81 Post, Brian L	36	SFTL	7:15.33
82 Treiman, Gerald S	56	UTAH	7:19.00
83 Gleason, Steve L	65	PCAT	7:42.04
84 Aimi, Victor A	47	SFTL	7:42.31
85 Good, Larry A	82	SLAM	8:08.59
86 Dyck, Mel	75	SAWS	8:28.00
87 Fasbender, Barry A	79	SMM	8:29.93
88 McLachlan, Murray L	75	MELO	8:40.00
89 Slawson, Dick M	80	OREG	8:42.98
90 Peterson, Dick A	79	PSM	8:45.00
91 Carter, Walter R	61	OREG	9:16.08
92 Berghaus, Peter P	75	OREG	10:02.07
93 Mitchell, Tom	83	SDSM	10:53.06
94 Grohe, William E	83	USF	12:46.39
95 Hahm, Martin R	75	PSCM	13:13.00

2016 USMS Summer Nationals
Mt. Hood Community College
Meet Program - Thursday, August 18, 2016

#5 Women 100 LC Meter Breaststroke					Heat 8 of 20 Finals					Heat 14 of 20 Finals					
Sponsor: Quality Inn Gresham Oregon															
Lane	Name	Age	Team	Seed Time											
Heat 1 of 20 Finals					Heat 9 of 20 Finals					Heat 15 of 20 Finals					
3	Warren, Susan R	75	VCSS	2:13.22	1	Brightwell, Kim M	56	RMST	1:39.30	1	Thorn, Tralee M	34	OREG	1:43.32	
4	Leilich, Joann	77	WMST	1:46.61	2	Campagna, Janice M	56	NCMS	1:37.95	2	Dees, Jillian R	33	PSM	1:36.54	
5	Jaffe, Kristin N	78	TAM	2:07.78	3	Groselle, Laura L	56	SYSM	1:36.52	3	Twist, Christina L	30	ENSW	1:31.92	
6	Saddal, Charlotte E	94	MM	4:22.00	4	Treible Slaton, Kathy	55	PBM	1:30.25	4	Flessert, Amy M	32	NORT	1:36.00	
Heat 2 of 20 Finals					5	Wheeler, Barbara C	59	TAM	1:34.00	5	Stutz, Kathleen J	34	SFTL	1:37.11	
2	Gillies, Judy L	68	ARIZ	2:11.01	6	Siegel, Christine L	59	SDSM	1:36.99	6	Riedinger, Kelly A	37	UC37	1:41.36	
3	Christenson, Candy J	69	WMAC	1:50.60	7	Vincent, Nancy C	57	OREG	1:38.76	7	Baxter, Tanya M	37	UC37	1:35.19	
4	Coholan, Annette M	68	RHMS	2:03.12	8	Gettelfinger, Cheryl M	59	INDY	1:39.74	8	Abbott, Bridget	35	WCM	2:05.00	
6	Hirsch, Ann M	85	WCM	2:17.51	Heat 10 of 20 Finals					Heat 16 of 20 Finals					
7	Speer, Bonnie B	82	OREG	3:50.20	1	Bedford, Kathleen L	53	OREG	2:00.00	1	Gustafson, Aubree M	35	OREG	1:34.95	
Heat 3 of 20 Finals					2	Adler, Felicia M	54	WCM	1:50.00	2	Ducore, Rebecca	36	OREG	1:33.07	
1	Norris, Roswita D	74	DAM	2:32.82	3	Eldridge, Audrey L	53	CMS	1:45.95	3	Carlson, Jennifer M	37	RMST	1:29.98	
2	Roark, Frances L	70	AMS	2:05.17	4	Apple, Holly S	52	MM	1:45.00	4	Faith, Jennifer M	35	OREG	1:28.00	
3	Pierson, Ginger L	70	OREG	1:50.00	5	Welty-Fick, Carolyn L	52	OREG	1:45.43	5	Cox, Kristine A	38	OREG	1:29.78	
4	Barnea, Daniela	72	STAN	1:48.00	6	Mauer, Julie D	54	KM	1:47.18	6	Westmacott, Lauren	37	VIC	1:33.00	
5	Webb, Linda	71	SFTL	1:49.94	7	Crow, Joan A	52	DAM	1:55.52	7	Barbosa, Tatiana B	37	SFTL	1:34.37	
6	Kay, Rebecca L	70	OREG	1:59.50	8	Dibley, Allison M	54	WCM	2:00.22	8	Menozi, Elizabeth	39	UC38	1:35.11	
7	Whiter, Peggy S	73	OREG	2:22.59	Heat 11 of 20 Finals					Heat 17 of 20 Finals					
8	Vallandigham, Jett L	70	MCM	2:48.92	1	McLean, Laura L	51	BWAQ	1:43.47	1	Ferries, Jenny	35	PSM	1:26.54	
Heat 4 of 20 Finals					2	Russello, Stacey D	53	SNOW	1:41.50	2	Yocum, Kari	39	PALM	1:25.23	
1	Cattrall, Yvonne	68	VIC	1:49.87	3	Gonzalez, Ana Lucia	54	CRCE	1:39.16	3	Liotta, Ashley M	37	PSCM	1:20.69	
2	Waggoner, Gloria	69	KM	1:49.00	4	Dodd, Dina	53	NSMS	1:36.69	4	Chance, Danielle R	35	SYSM	1:18.22	
3	Gettling, Janet	68	OREG	1:46.61	5	Froehlich, Kathryn	54	IM	1:38.20	5	Keiber, Casey M	39	CMS	1:19.55	
4	Munger, Dot	65	NCMS	1:36.00	6	Tiedemann, Elizabeth B	53	ARM	1:40.90	6	Showell, Brianna E	37	OREG	1:22.91	
5	Coellner, Deb S	65	WMST	1:40.80	7	Cushman, Susan	54	LVM	1:41.51	7	Metz, Amanda	36	OREG	1:25.45	
6	Boslego, Barbara E	65	VMST	1:47.18	8	Schwartz, Lisa	53	IM	1:43.78	8	Anderson, Charis H	37	TXLA	1:27.70	
7	Carson, June F	68	SYSM	1:49.64	Heat 12 of 20 Finals					Heat 18 of 20 Finals					
8	Fitzpatrick, Maureen	65	PBM	1:50.04	1	Voss, Julie E	53	PSM	1:33.34	1	Blank, Abby	31	OREG	1:24.80	
Heat 5 of 20 Finals					2	Jurey, Mary K	50	TXLA	1:28.74	2	Bruce, Elizabeth	32	NASH	1:21.39	
1	Adkins-Narte, Heather D	62	PSM	2:22.07	3	Dawson-Cook, Susan E	53	ARIZ	1:27.43	3	Ballenger, Marie A	30	TOC	1:19.99	
2	Johns, Margaret S	62	TCAS	2:00.00	4	Jacobson, Kendal R	50	TXLA	1:24.21	4	Carlson, Megan M	32	INDY	1:17.37	
3	Baldwin, Patricia A	61	SKY	1:57.70	5	Tracy, Robin C	52	DKTA	1:26.79	5	Buchanan, Jessica	30	SNM	1:19.23	
4	Myer, Cynthia J	63	O2	1:50.99	6	Weiderman, Jennifer	50	CVMM	1:27.93	6	Young, Jillian T	30	PSCM	1:20.00	
5	Scovazzo, Mary L	61	TCAS	1:52.39	7	Bennett, Ellen K	53	SYSM	1:31.76	7	Horton, Christina	34	SFTL	1:22.70	
6	Smath, Meg	60	SKY	1:59.35	8	Bulman, Robin A	51	SRM	1:33.43	8	Shortt-Low, Caitlyn	30	OREG	1:25.25	
7	Schneider, Mary P	64	WMAC	2:14.61	Heat 13 of 20 Finals					Heat 19 of 20 Finals					
Heat 6 of 20 Finals					1	Merson, Nicole M	45	ABM	1:50.80	2	Munger, Anna R	26	NCMS	1:28.70	
1	Cambra-Brungard, Jeanne	64	LOM	1:50.24	2	Ladd, Laura M	49	ENSW	1:37.18	3	Sippel, Ashley	26	UC37	1:25.13	
2	Del Greco, Jane B	60	IM	1:45.50	3	Faure, Caroline E	48	SRTC	1:29.00	4	Clapp, Marissa L	29	RICE	1:14.42	
3	Chapman, Linda	60	PSM	1:34.50	4	Blackburn, Lisa	45	SOFL	1:11.92	5	Stacy, Jessica L	27	OREG	1:21.00	
4	Rhodes, Avila	60	VIC	1:27.08	5	Simmons, Cheryl A	49	ROSE	1:25.74	6	Singleton, Amanda L	27	SFTL	1:28.64	
5	Estel, Beth A	60	NEM	1:29.30	6	Forest, Anna Marie	47	SDM	1:33.05	7	Mohn, Jennifer L	25	DAM	1:32.63	
6	Sprouse, Cecily	60	DAM	1:42.79	7	Nelson, Sheila	48	SRM	1:45.58	Heat 20 of 20 Finals					
7	Steil, Tamara R	62	MICH	1:48.66	8	Kim, Nellis Y	46	BWAQ	1:50.96	3	Sharpe, Anna	24	KM	1:25.00	
8	Kassen, Elizabeth K	64	PSM	1:50.41						4	Taylor, Tori	24	ISWM	1:20.35	
Heat 7 of 20 Finals										5	Kaba, Jesse L	21	OREG	1:22.84	
1	Colburn, Heather A	44	TCAS	2:00.00						6	Happe, Emily	19	USF	1:45.55	
2	Rosenblat, Daniela	41	SFTL	1:35.60											
3	Piggott, Emma	42	SDSM	1:34.95											
4	Anderson, Teresa M	41	OREG	1:36.60											
5	Bennett, Kristin P	59	ROSE	1:54.78											
6	Redwine-Baker, Roxanne J	57	OREG	1:52.64											
7	Marks, Karen J	57	SFTL	1:53.06											
8	Matamoros, Marianela	51	CRCE	2:01.64											

2016 USMS Summer Nationals
Mt. Hood Community College
Meet Program - Thursday, August 18, 2016

#6 Men 100 LC Meter Breaststroke

Sponsor: Michelle Lin

Lane	Name	Age	Team	Seed Time
Heat 1 of 21 Finals				
1	Jelinek, Don P	83	MM	3:05.86
2	Drobner, Sherwin	83	SFTL	2:18.00
3	Wendel, Hans D	80	MESC	2:15.00
4	Fleming, Jack C	81	USF	1:53.54
5	Gorwitz, Nahum	80	SFTL	2:18.00
6	Urtasun, Raul C	83	AMSA	2:44.78
7	Hahm, Martin R	75	PSCM	2:33.09
Heat 2 of 21 Finals				
1	Reid, Walt E	76	PSM	1:54.00
2	Messineo, Doug	76	BDO	1:53.09
3	Jones, Ronald C	76	PSM	1:47.00
4	Freshley, Mike R	75	ROSE	1:34.93
5	Peterson, Dick A	79	PSM	1:45.00
6	Dyck, Mel	75	SAWS	1:49.21
7	Nakata, Ronald K	77	OREG	1:53.11
8	Zuur, James	76	TAM	2:05.00
Heat 3 of 21 Finals				
1	Pohlmann, John T	73	SLAM	2:02.00
2	Boak, Thomas D	73	WMST	1:38.00
3	Powers, Matt G	70	TULS	1:36.00
4	Strand, Robert	70	SAWS	1:24.39
5	Peterson, Steven B	70	PSM	1:29.95
6	Sawyer, Dennis L	72	PSM	1:37.38
7	Marcotte, Paul L	70	OREG	1:52.00
Heat 4 of 21 Finals				
2	Bruner, Alex	65	PBM	1:48.42
3	Wilson, Dennis J	68	TULS	1:39.24
4	Mc Gregor, Cary D	66	MAM	1:35.39
5	Jolly, Robert	69	PAFR	1:38.00
6	Roark, Roland S	68	AMS	1:40.36
Heat 5 of 21 Finals				
1	Moskovits, Alexander	67	TAM	1:28.00
2	Walker, Rick B	66	SYSM	1:22.12
3	Baker, John B	65	PSM	1:20.36
4	Colella, Rick	65	PSM	1:13.55
5	Wright, Robert W	66	MOVY	1:19.16
6	Stark, Allen L	67	OREG	1:20.50
7	Dougherty, Stephen P	65	SFTL	1:25.12
8	Clemmons, Jim	66	MAM	1:32.50
Heat 6 of 21 Finals				
1	Dwight, Charles B	61	OREG	1:44.81
2	Tedrow, Allen R	61	MCM	1:35.00
3	Adecock, Richard P	61	PSM	1:32.00
4	Templin, Philip John	62	SAWS	1:28.00
5	Mann, Steve A	64	OREG	1:28.60
6	Dolan, Dan J	61	SFTL	1:35.00
7	Underbrink, Dan	60	PSM	1:38.00
8	Roth, Steven G	60	ETEX	1:45.86

Heat 7 of 21 Finals

1	Anderson, Robert L	61	PCCM	1:27.23
2	Keyser, Brian	60	1776	1:25.49
3	Von Hoffmann, Gerard	60	NOVA	1:18.00
4	Shead, Timothy M	64	SFTL	1:16.00
5	Neville, Richard	60	FAST	1:17.68
6	Swenor, Gary D	62	NSMS	1:24.23
7	Consaul, James R	62	CAQM	1:26.00
8	Woodruff, David L	60	DAM	1:27.82

Heat 8 of 21 Finals

1	Jauch, Peter	52	LVM	1:53.00
2	Groth, Bruce D	53	TCAS	1:30.00
3	Blavatnik, Alex	52	SFTL	1:25.00
4	Thessin, Tyler	51	OREG	1:23.93
5	Schiemann, Steven A	54	O2	1:29.59
6	Donahue, Matthew A	50	OREG	1:38.70
7	Ohnstad, Bradley A	59	WMST	1:38.24

Heat 9 of 21 Finals

1	Hektner, Eric W	58	TVM	1:30.88
2	Osborn, Jeffrey L	55	UC10	1:27.50
3	Pearson, Jay D	55	PSM	1:26.85
4	Sherman, Bill	58	MOVY	1:22.22
5	Louie, Jamie	59	CMS	1:24.50
6	Boone, Lou	55	OREG	1:27.00
7	Pinto, Harlan A	59	MELO	1:27.92
8	Robinson, Keith A	58	UC33	1:37.04

Heat 10 of 21 Finals

1	Haynie, Carl	56	PSM	1:21.89
2	Allender, Patrick	58	OREG	1:21.10
3	Howell, Richard K	57	OREG	1:20.53
4	Vargas, Daniel	56	ARIZ	1:19.69
5	Brenner, Bill	58	SYSM	1:20.00
6	Matysek, Jim	57	SYSM	1:20.72
7	Holmberg, Tom	58	IM	1:21.10
8	Malsbury, David B	55	VMST	1:22.05

Heat 11 of 21 Finals

1	Baird, Jeff A	57	ARIZ	1:17.34
2	Hamm, Michael L	59	KM	1:17.00
3	Komissarov, Andrey A	56	SDSM	1:14.10
4	Guthrie, David M	56	RICE	1:07.97
5	Scott, Greg C	57	CMS	1:13.69
6	Panzarino, Stephen	55	SYSM	1:14.23
7	Aubrey, Michael	55	SFTL	1:17.27
8	Slowey, Michael J	59	PALM	1:17.93

Heat 12 of 21 Finals

1	McCarthy, Darren M	50	OREG	1:23.61
2	Hageman, Mark	54	OREG	1:22.57
3	Meier, Eric R	52	OREG	1:21.04
4	Thompson, Anthony G	52	MOVY	1:20.99
5	Fischer, Niel E	52	CHIC	1:21.00
6	Hartford, Doug	53	VIC	1:21.75
7	Simpson, Kris P	51	OREG	1:23.23
8	Wong, John	52	OAS	1:23.82

Heat 13 of 21 Finals

1	McAdam, Robert P	54	GS	1:19.57
2	Eske, Kevin L	50	PSM	1:17.26
3	Phillips, Daniel L	53	PSM	1:15.60
4	Bosselmann, Chip	54	PSM	1:15.10
5	Koehler, Doug J	50	CVMM	1:15.44
6	Magnusson, Craig B	51	NHS	1:17.25
7	Mench, Edward H	50	SYSM	1:18.00
8	Stori, Mark D	51	SBM	1:20.00

Heat 14 of 21 Finals

1	Carnevale, Gabriel	49	CRCE	1:58.63
2	Castle, Matt	45	PSM	1:26.43
3	Steenhuis, Harm-Jan	49	WST	1:24.00
4	Jones, Kenton R	49	SDSM	1:19.99
5	Mc Bride, Patrick F	47	USF	1:21.45
6	Jaworski, Chip	46	SKY	1:26.10
7	Tomson, Farol L	45	GERM	1:34.15

Heat 15 of 21 Finals

1	Carmosino, Vince	46	PSM	1:18.77
2	Herrold, David H	47	TULS	1:15.21
3	Doherty, Todd S	45	PSM	1:14.98
4	Baleka, Siphwe K	45	MOVY	1:10.40
5	Finney, Peter C	49	MAM	1:14.76
6	Doane, Michael P	46	UMAC	1:15.01
7	Clydesdale, Bill	49	OREG	1:18.49
8	Waud, Timothy P	49	OREG	1:19.87

Heat 16 of 21 Finals

1	Cox, Raymond F	41	SFTL	1:22.50
2	Conrad, Nathan E	40	WMAC	1:18.50
3	Pearson, Johnnie A	43	SYSM	1:14.26
4	West, Steve	44	NOVA	1:03.81
5	Rasmussen, John C	41	OREG	1:10.01
6	Dunson, David B	44	NCMS	1:16.67
7	Muir, Scott	43	DAM	1:21.10
8	Lantry, Todd	41	OREG	1:25.66

Heat 17 of 21 Finals

1	Swick, John T	33	ARIZ	1:26.13
2	Armour, Justin	31	ROSE	1:21.71
3	Lentz, Graham M	32	TOC	1:15.00
4	Song, James C	33	MEMO	1:25.53
5	Palma, Rodolfo	39	OREG	1:21.45
6	Zhai, Eric	35	BCTM	1:19.00
7	Mester, Matthew J	37	MVN	1:20.10
8	Davis, Cory M	36	RMST	1:26.95

Heat 18 of 21 Finals

1	Cedano, Noel	36	SFTL	1:16.95
2	Durieux, Chad A	37	ROSE	1:15.40
3	David, Emmanuel	36	CMS	1:13.00
4	Rasmussen, Christian S	37	WCM	1:10.01
5	Ecklund, Tait C	35	ROSE	1:11.19
6	Bermudez, Oscar I	38	COOG	1:14.81
7	Reynolds, Chris M	37	UC37	1:15.92
8	Wintzer, Mathew C	36	KM	1:18.00

2016 USMS Summer Nationals
Mt. Hood Community College
Meet Program - Thursday, August 18, 2016

Heat 19 (#6 Men 100 LC Meter Breaststroke)

1	Conroy, Chris	31 PSM	1:10.10
2	Drake, Kenton C	30 HIMA	1:10.00
3	Vanderkaay, Christian	34 MICH	1:06.77
4	Yagi, Keisuke	30 UC52	1:05.00
5	Gans, Egan	30 TOC	1:05.90
6	Deery, Kyle B	32 SYSM	1:06.82
7	Yung, Cejih J	31 UMAC	1:10.00
8	Petrov, Mirko	33 ETOB	1:12.54

Heat 20 of 21 Finals

1	Coughran, Terrance P	25 OREG	1:20.40
2	Ganiyev, Doston	29 CMS	1:15.80
3	Bishow, Aaron M	25 UC37	1:10.95
4	Materniak, Eric R	25 BERK	1:05.63
5	Talmadge, Matthew S	27 TOC	1:10.55
6	Koon, Nolan	26 TOC	1:12.69
7	Friend, Jay J	27 MMTT	1:17.72
8	Yelin, Matt	27 OREG	1:21.95

Heat 21 of 21 Finals

3	Haan, Colby	23 MICH	1:15.35
4	Guyler, Mark	24 SCSC	1:09.34
5	Kertesz, Kristof	23 SFTL	1:10.58
6	Vance, Alex N	23 UC55	1:25.00

#7 Women 200 LC Meter Freestyle

Sponsor: Quality Inn Gresham Oregon

Name	Age	Team	Seed Time
1	Hale, Alicia	28 TW	2:09.58
2	Bicek, Adrienne L	25 IM	2:09.99
3	Poll, Claudia	44 CRCE	2:10.99
4	Cenci, Erica R	33 PSM	2:11.59
5	Lewis, Cynthia J	41 WIND	2:12.32
6	Ballenger, Marie A	30 TOC	2:13.00
7	Glenn, Katie	40 STAN	2:13.10
8	Hildebrand, Dawn L	35 SLAM	2:16.55
9	Cox, Allison L	32 PSM	2:17.00
10	Cohen, Cecy	42 CDI	2:17.50
11	Melina, Emily R	36 OREG	2:17.91
12	Lapinskas, Christina	31 ISWM	2:18.23
13	Holman, Sara E	30 CMS	2:18.33
14	Williams, Melinda B	35 NEM	2:18.56
15	Sippel, Ashley	26 UC37	2:18.56
16	Holman, Mary E	30 CMS	2:18.65
17	Read, Haley L	25 TOC	2:19.00
18	Moore, Maki	31 OREG	2:19.46
19	Giovanni, Melissa K	37 LVM	2:19.90
20	Whitney, Ashley A	37 NASH	2:20.00
21	Moorhead, Amy J	45 PSM	2:20.16
22	Jenne, Helen K	25 DUCK	2:21.00
23	Bambusch, Hailey	26 OREG	2:21.28
24	Reid, Jennifer	33 VIC	2:21.55
25	Cleavenger, Becky	53 CVMM	2:23.61
26	Ridge, Jennifer	48 MINN	2:23.89
27	Parker Palace, Kelly	55 VMST	2:24.10
28	Crusco, Kysa M	40 NEM	2:24.58
29	Sylvester, Eryn A	23 VIC	2:24.88
30	Eastman, Catherine C	31 OREG	2:25.00
31	Greco, Lynette	47 WIM	2:25.10
32	Horton, Christina	34 SFTL	2:25.19
33	Jones, Eney	56 PBM	2:25.32

34	Ella, Ellen	38 PSM	2:26.59
35	Anderson, Sydney E	24 PSM	2:26.90
36	Najjar, Ellie S	55 CMS	2:27.87
37	McPherson, Chris A	49 ENSW	2:28.18
38	Hibben, Veronica	60 UCLA	2:28.32
39	Ditzler, Kristy	52 TXLA	2:28.90
40	Ogrady, Kim C	55 ROSE	2:28.96
41	Johnson, Serena H	39 OREG	2:29.19
42	Caddel, Jinxi	46 OREG	2:29.94
43	Bilich, Bonnie M	58 SRVM	2:30.00
44	Schmidt, Olivia	23 OREG	2:30.97
45	Rietz, Heather	48 ENSW	2:31.00
46	Ingraham, Susan	57 MOST	2:32.00
47	Caldwell, Cailee	27 OREG	2:32.00
48	Val, Laura B	65 TAM	2:32.00
49	Koehler, Deanna C	47 CVMM	2:32.67
50	Irish Bostic, Linda	53 PBM	2:32.83
51	Grilli, Tracy L	59 NEM	2:34.59
52	Sondgroth, Tracey A	44 MELO	2:35.00
53	Nelson, Sara Q	44 OREG	2:35.20
54	Phillips, Sue	52 OREG	2:35.71
55	Moffett, Erica L	47 SFTL	2:36.20
56	Watkins, Elizabeth A	51 OREG	2:36.50
57	Corporon, Nicolle A	32 CON	2:36.78
58	Maples, Kristen	35 OREG	2:36.82
59	O'Brien, Charlene A	60 WCM	2:37.05
60	Reeves, Tessa L	38 OREG	2:37.09
61	Suarez, Laura	22 CRCE	2:37.50
62	Jackson, Maresa	37 OREG	2:37.50
63	Liotta, Ashley M	37 PSCM	2:37.54
64	Price, Patricia L	54 DAM	2:37.74
65	Goldschmidt, Claudia	49 SYSM	2:37.74
66	Munger, Dot	65 NCMS	2:38.00
67	Saravia, Laura	29 CRCE	2:38.11
68	Goodpastor, Sarah K	18 OREG	2:38.30
69	Adams, Kari S	50 LVM	2:39.32
70	Denison, Stephanie	46 SMST	2:39.33
71	Aron Bonebrake, Vanessa	36 SFTL	2:39.55
72	Lippold, Mary B	60 PSM	2:39.59
73	Adelman, Marcie	50 OREG	2:39.62
74	Benedict, Anita	53 HEAT	2:39.68
75	Jinks, Allison L	33 PCST	2:39.72
76	Jenkins, Valerie G	53 OREG	2:39.85
77	Flessert, Amy M	32 NORT	2:40.00
78	Westmacott, Lauren	37 VIC	2:40.00
79	Rood, Jenny	31 NEM	2:40.21
80	McMillan, Natalie	48 OREG	2:40.28
81	Pfinsgraff, Joan L	62 MARY	2:40.93
82	Treible Slaton, Kathy	55 PBM	2:41.25
83	Haffner, Francie	49 OREG	2:41.70
84	Eaton, Heather G	43 L4S	2:42.00
85	Davies, Anne C	52 OREG	2:42.81
86	York, Sandi	40 PSM	2:42.84
87	Stokes, Karin E	55 NEM	2:42.98
88	Regan Koppelberger, Tammy	44 PSM	2:42.99
89	Dornan, Gwen	53 USF	2:43.25
90	Cook, Amy M	52 WCM	2:43.37
91	Karlin, Olivia	52 WH2O	2:43.74
92	Miller, Janelle E	53 OREG	2:43.85
93	Stewart, Sandra	58 UC10	2:44.03
94	Kryka, Nancy	61 SYSM	2:44.97

95	Gregory, Ellen D	52 INDY	2:45.00
96	Edwards, Bonnie B	44 OREG	2:45.69
97	Howland, Heather A	36 IM	2:45.91
98	Jajewski, Suzy	41 OREG	2:46.02
99	Cabada, Maria	53 CRCE	2:46.20
100	Simons, Linda J	51 CTM	2:47.00
101	Criscione, Anicia	43 OREG	2:47.85
102	Dolan LaMar, Diana	59 SDSM	2:48.70
103	Gutierrez, Charlotte D	64 SBM	2:48.96
104	Rosen, Anna	29 SFTL	2:49.70
105	Ogier, Danielle	64 SDSM	2:49.71
106	Lance, Monique M	46 OREG	2:51.00
107	Gettelfinger, Cheryl M	59 INDY	2:52.04
108	Boak, Carolyn	71 WMST	2:52.20
109	Finch, Merry B	62 YCMS	2:53.73
110	Taylor, Catherine W	53 WCM	2:56.81
111	Chambers, Kate	41 ROSE	2:58.30
112	Kassen, Elizabeth K	64 PSM	2:58.49
113	Latt, Mel J	53 CVMM	3:00.00
114	Meteyer, Beverly B	63 LVM	3:00.00
115	Quinn, Phyllis E	61 TOC	3:00.00
116	Sprouse, Cecily	60 DAM	3:02.09
117	Jacobs-Brown, Michelle C	45 OREG	3:02.65
118	Benjamin, Marcia S	60 MEMO	3:04.89
119	Ragland, Elise H	66 TTEX	3:05.66
120	Hughes, Suzanne M	50 ROSE	3:06.00
121	Shoenberger, Linda R	69 TAM	3:07.27
122	Thompson, Jennifer	49 OREG	3:08.30
123	LeGault, Aubrie L	34 OREG	3:10.00
124	Brooks, Sherry M Wendzel	56 MVN	3:10.47
125	Adler, Felicia M	54 WCM	3:12.00
126	Dillon, Sally A	70 PSM	3:16.86
127	Fox, Christina M	56 OREG	3:17.00
128	Mymryk, Penny	69 RMSC	3:17.40
129	Binder, Lauren	69 OREG	3:17.73
130	Hofmann, Jean M	59 ARIZ	3:17.86
131	Harter, Kimberly A	60 HIMA	3:20.00
132	Schreiner, Beth	75 VMST	3:21.46
133	Gillies, Judy L	68 ARIZ	3:21.85
134	Munoz Welch, Aida	57 WIND	3:25.54
135	Reid, Colleen G	67 HIMA	3:25.83
136	Ridout, Nancy J	74 TAM	3:28.32
137	Bedford, Kathleen L	53 OREG	3:30.00
138	Singer, Shannon R	46 PSM	3:30.00
139	Coholan, Annette M	68 RHMS	3:30.08
140	Beels, Kendall R	44 RMST	3:38.74
141	Hyland, Kim J	54 OREG	3:40.00
142	Leilich, Joann	77 WMST	3:40.14
143	Munn, Susan L	78 DAM	3:41.73
144	Westergaard, Leslie M	73 DAM	3:50.18
145	Schneider, Mary P	64 WMAC	3:52.40
146	Ensign, Jeanne	70 MM	3:59.00
147	Bowman, Marcie E	52 OREG	4:00.00
148	Sheffield, Pansy P	40 RIDG	4:00.00
149	Asta, Lisa M	51 WCM	4:09.00
150	Nichols, A Jane	75 OREG	4:10.00
151	Baptista, Barbara O	69 MAM	4:10.91
152	Yoder, Margie E	64 CMS	4:12.52
153	Roark, Frances L	70 AMS	4:15.00
154	Hastings, Patricia B	81 MM	4:15.00
155	Milner, Nancy J	65 OREG	4:15.65

2016 USMS Summer Nationals
Mt. Hood Community College
Meet Program - Thursday, August 18, 2016

#7 ... (Women 200 LC Meter Freestyle)			
156	Whiter, Peggy S	73 OREG	4:17.86
157	Dugan, Betty L	75 DAM	4:30.00
158	Campbell, Joan K	86 FACT	4:30.46
159	Chattaway, Michele J	65 PBM	4:50.30
160	Kornfeld, Maurine E	95 ROSE	5:49.12
161	Phipps, Virginia	92 OREG	6:30.00
162	Wong, Flora L	88 MM	6:30.01
#8 Men 200 LC Meter Freestyle			
Sponsor: Quality Inn Gresham Oregon			
Name	Age	Team	Seed Time
1	DeBerry, Tyler	32 ARIZ	1:57.60
2	Seaver, Alexander	21 SYSM	1:58.26
3	Owen, Cameron	27 BCCS	1:58.50
4	Woudenberg, Casey S	23 LT	2:00.63
5	Unruh, Steven L	50 NITR	2:03.27
6	Ohman, Niclas K	42 NEM	2:03.62
7	Vanderkaay, Christian	34 MICH	2:03.99
8	Ortiz, Juan A	29 UC38	2:05.69
9	Conroy, Chris	31 PSM	2:05.81
10	Dickson, Kurt F	49 ARIZ	2:06.29
11	Phillips, Tom	42 MICH	2:07.00
12	West, Steve	44 NOVA	2:07.00
13	Mendenhall, Kevin C	33 WCM	2:07.42
14	Talbott, Christopher J	30 TOC	2:07.50
15	Eckert, Jonathan	30 SYSM	2:07.99
16	Nygren, Mats O	50 PSM	2:08.00
17	Colalillo, Anthony	27 CHRM	2:08.18
18	Haan, Colby	23 MICH	2:08.93
19	Ecklund, Tait C	35 ROSE	2:09.21
20	Raze, Kyle C	23 DUCK	2:09.76
21	Bennett, Dennis	50 IAMA	2:09.96
22	Donahue, Richard H	30 NIKE	2:10.00
23	Anderson, Joseph M	31 MINN	2:10.48
24	Gunnell, Steve	46 MVN	2:10.90
25	Scott, Greg C	57 CMS	2:11.14
26	Sullivan, Scot A	50 OREG	2:11.41
27	Nelson, Kirk	46 PSM	2:11.63
28	Groselle, Jack R	62 SYSM	2:12.61
29	Rutledge, Mike	46 GRAN	2:13.00
30	Mendoza, Jon	33 ROSE	2:14.00
31	Tadla, Jarek	44 SFTL	2:14.54
32	Alfaro, Javier	51 CRCE	2:14.67
33	David, Emmanuel	36 CMS	2:15.00
34	Albino, Jorge E	41 SYSM	2:15.00
35	Marceau, Matthew A	34 OREG	2:15.02
36	Coughran, Terrance P	25 OREG	2:15.07
37	Miller, Matt	39 OREG	2:15.12
38	Shoenberger, Deacon G	42 TAM	2:15.12
39	Gates, Matthew D	20 UC36	2:16.80
40	Passos, Andre	43 ROSE	2:17.00
41	Remmert, Greg A	54 WCM	2:17.00
42	Power, Michael L	48 SBM	2:17.27
43	Jones, Kenton R	49 SDSM	2:17.99
44	Fields, John A	60 AWJ	2:18.00
45	Bosselmann, Chip	54 PSM	2:18.00
46	Kondratev, Juri P	38 VMS	2:18.00
47	Karlin, Ben	33 OREG	2:18.37
48	Swick, John T	33 ARIZ	2:18.39
49	Cook, Andy	52 PALM	2:18.50
50	Smith, Richard C	51 AMS	2:18.88
51	Diehl, Robert N	51 NVM	2:19.00
52	Garcia Carranza, Jaime	52 SFTL	2:19.20
53	Waterer, Carl P	66 SGMS	2:19.30
54	Mora, Eduardo	38 CRCE	2:19.34
55	Boone, Jon	53 WCM	2:19.40
56	Valley, Eric	55 MOVY	2:19.95
57	Nalli, Lyle A	56 PSM	2:20.00
58	Cutting, Steve	59 TVM	2:20.25
59	Johnston, Mark A	56 FLOW	2:20.50
60	Blank, Nick H	27 KM	2:20.50
61	Dunson, David B	44 NCMS	2:20.50
62	Wan, Eric	50 OREG	2:20.50
63	Merega, Roberto	56 SFTL	2:20.50
64	Stahl, Stephen A	51 WCM	2:21.21
65	Pardo, Robert R	43 SFTL	2:22.00
66	Nelson, Timothy D	51 OREG	2:22.22
67	Lewis, Mike J	51 WIND	2:22.22
68	Rogers, Thomas A	40 MVN	2:22.42
69	Popko, David A	39 RAA	2:22.78
70	Richardson, Erik R	28 SFTL	2:22.98
71	Duus, Gabe G	46 OREG	2:23.00
72	Brenner, Bill	58 SYSM	2:23.00
73	Moore, John	54 NCMS	2:23.16
74	Krauser, Larry B	63 HMS	2:23.27
75	Reilly, Jeff M	55 1776	2:23.30
76	Walker, Rick B	66 SYSM	2:23.32
77	Josberger, Jim H	45 OREG	2:24.16
78	Krieger, Dima	50 UC14	2:24.20
79	Hageman, Mark	54 OREG	2:24.68
80	Solbach, Daniel	48 OREG	2:24.81
81	Druz, Loren	60 WCM	2:25.00
82	Welchlin, Bob	59 MOVY	2:25.19
83	Abells, Joel	30 VIC	2:25.25
84	Kirkland, Dan L	68 PSM	2:25.80
85	Hagedorn, Chad F	44 PSM	2:26.69
86	Bernard, Alan D	67 TAM	2:26.99
87	Howard, John H	46 PSM	2:27.00
88	Smith, David J	29 CMS	2:27.64
89	Amick, Jim	55 RIDG	2:27.89
90	Ames, Eddie	47 PBM	2:27.90
91	Bolaños, Federico	50 CRCE	2:28.16
92	Mester, Matthew J	37 MVN	2:28.44
93	Scott, Andrew	51 OREG	2:28.68
94	Laporte, Guillermo	37 CRCE	2:28.81
95	Glenn, Tim P	60 STAN	2:29.00
96	Couch, Bob E	69 SYSM	2:29.35
97	Quiggin, David	72 PBM	2:29.97
98	Sherrill, Mike	67 HNAQ	2:30.00
99	Oliva, Tomas	54 OREG	2:30.00
100	White, James D	58 OREG	2:30.00
101	Blavatnik, Alex	52 SFTL	2:30.00
102	Martinez, Alirio J	49 SFTL	2:30.00
103	Dondi, Beda C	61 SFTL	2:30.77
104	Hercher, Heinz	60 TCC	2:31.00
105	Sheahan, Dan	59 VMST	2:31.84
106	Crooks, Alex	41 OREG	2:31.93
107	Young, Robert A	52 MINN	2:31.99
108	Schwartz, Marvin B	68 ARKM	2:32.00
109	Toth, Dennis J	61 MICH	2:32.01
110	Aakhus, Gregory P	66 SFTL	2:32.10
111	Pendleton, Mike L	64 SKY	2:32.15
112	Nelson, John P	63 JAMM	2:33.05
113	Voisard, Brian S	65 WIN	2:33.45
114	Mannarino, Joshua M	25 NEM	2:33.50
115	Durban, Eric	61 BWAQ	2:33.58
116	Stambaugh, Stephen E	61 1776	2:33.95
117	Durban, Lars R	59 PSM	2:34.00
118	Ravel, Rick	66 TTEX	2:34.00
119	Keyes, Brett R	33 UC10	2:34.45
120	Ireland, Bill	57 SCAQ	2:34.47
121	Jarvis, Scott S	58 UC44	2:35.97
122	Green, Chip	56 PBM	2:36.00
123	Piette, Jeffrey T	61 PSM	2:36.33
124	Moore, Lin	56 CTMS	2:38.30
125	Schiemann, Steven A	54 O2	2:38.57
126	Buckley, Mark	63 CVMM	2:39.98
127	Ludwig, Terry	66 PSM	2:40.00
128	Agathon, John C	57 WMST	2:40.00
129	Bathey, Tony E	53 WIND	2:40.11
130	Pro, Bryan M	38 DAM	2:40.38
131	Sterne, Erik A	64 ROSE	2:41.12
132	Yensen, Kermit D	63 OREG	2:41.14
133	Scheff, Jonathan	64 WIND	2:41.70
134	Stickney, Bingham	55 SDSM	2:42.00
135	Haris, Lee D	62 TOC	2:42.00
136	Needham, Jerry M	60 UC37	2:42.00
137	Myers, Ken A	47 OREG	2:42.31
138	Bruce, Bob A	68 OREG	2:44.01
139	Phipps, Tom	63 OREG	2:44.42
140	Willert, Dan T	74 WIND	2:45.00
141	Song, James C	33 MEMO	2:45.10
142	Scovazzo, Vincent A	64 TCAS	2:46.14
143	Keen, John M	53 COOG	2:46.67
144	Carlton, Brian L	66 PSM	2:46.98
145	Dasch, Vern E	67 OREG	2:48.00
146	Gosnold, Will D	76 DKTA	2:48.26
147	Stretch, James J	65 PSM	2:48.71
148	Reed, Ed	73 CTMS	2:48.92
149	Ferraz, Jose E	71 OREG	2:49.00
150	Pilger, Robert T	73 PSM	2:50.00
151	Shaw, Chris	34 UMAC	2:50.00
152	Hardy, Rog	70 RICE	2:51.11
153	McColly, Michael	71 PSM	2:52.00
154	Tedrow, Allen R	61 MCM	2:52.36
155	McLachlan, Murray L	75 MELO	2:54.90
156	Murff, Don	75 TXLA	2:55.00
157	Kehoe, Bob	70 OREG	2:55.48
158	Lodwig, Keefe L	73 PBM	2:55.55
159	Hutchings, Dick	75 NEM	2:56.72
160	Trauber, Ami A	77 SFTL	2:58.00
161	Swenor, Gary D	62 NSMS	2:58.90
162	Near, Jim B	61 PALM	2:59.00
163	Rogers, Terry	60 OREG	3:00.00
164	Jolly, Robert	69 PAFR	3:02.00
165	Bailey, Conner	70 AMS	3:03.24
166	Philipps, Frank J	74 OREG	3:05.00
167	Buchan, Douglas T	73 SFTL	3:05.00
168	Carey, George L	74 UC33	3:08.63
169	Carew, Michael P	67 OREG	3:10.00
170	Martz, Adam J	45 SFTL	3:10.44

2016 USMS Summer Nationals
Mt. Hood Community College
Meet Program - Thursday, August 18, 2016

#8 ... (Men 200 LC Meter Freestyle)

171	Jackson, Adam	29	ENSW	3:13.45
172	Radcliff, David A	82	OREG	3:14.45
173	Olson, David P	71	PSM	3:15.00
174	Roth, Steven G	60	ETEX	3:16.70
175	Johnston, Graham M	85	MOST	3:16.89
176	Szeinfeld, Marcos	71	SFTL	3:17.46
177	Pipkin, Ken	72	NTXL	3:22.17
178	Monahan, Richard S	75	METR	3:35.90
179	Recalde, Marco I	62	MOVY	3:37.07
180	Ellis, Earl N	80	OREG	3:50.00
181	Davis, Bob	75	PSM	3:51.00
182	Bevier, Jack	84	WENM	3:51.30
183	Drobner, Sherwin	83	SFTL	3:56.03
184	Walker, Thomas W	69	PSM	4:00.00
185	Beach, Robert E	86	SPM	4:00.00
186	Bigler, Jim	81	OREG	4:15.00
187	Cornell, John E	89	FACT	4:34.46
188	Goode, Douglas J	77	ROSE	4:35.00
189	Jenkins, James D	69	OREG	4:35.94
190	Hubbard, Donald J	89	SDSM	4:55.00

#9 Women 50 LC Meter Backstroke

Sponsor: Keith D. Peters D.M.D.

Lane	Name	Age	Team	Seed Time
Heat 1 of 19 Finals				
2	Kornfeld, Maurine E	95	ROSE	1:20.33
3	Wong, Flora L	88	MM	1:20.00
4	Hirsch, Ann M	85	WCM	1:08.00
6	Gregoire, Eugenia	80	UC33	1:02.37
7	Kawabata, Geraldine L	82	OREG	1:09.20
Heat 2 of 19 Finals				
3	Dugan, Betty L	75	DAM	1:01.92
4	Schreiner, Beth	75	VMST	46.70
5	Ackerman, Dolly J	75	WCM	58.02
6	Fasbender, Alice J	78	SMM	1:30.00
Heat 3 of 19 Finals				
2	Riley-Hagan, Maggie	63	HIMA	1:11.00
3	Kester-Hedrick, L'Louise	62	UC30	57.21
4	Harter, Kimberly A	60	HIMA	1:05.00
5	Manheim, Lucy M	74	RMST	1:02.00
6	Dillon Stewart, Jane E	74	WMAC	56.89
7	Calnek-Morris, Sue C	73	OREG	57.00
Heat 4 of 19 Finals				
1	Frid, Barbara	74	OREG	54.00
2	Katz, Jane	73	AGUA	52.50
3	Pohlmann, Mary M	71	SLAM	45.86
4	Uustal, Diann	70	UC14	42.64
5	Montrella, Beverly J	70	MVN	45.75
6	Dickinson, Victoria F	71	KM	46.00
7	Westergaard, Leslie M	73	DAM	53.99
8	Ward, Joy	74	OREG	54.81

Heat 5 of 19 Finals

1	Coffeen, Linda A	65	OREG	1:06.12
2	Speer, Pam	65	ARIZ	57.93
3	Tevis, Maggie H	68	RHMS	51.36
4	Ide, Hitomi	67	PSCM	50.16
5	Hunt, Andrea M	68	PSM	50.57
6	Reid, Colleen G	67	HIMA	52.60
7	Casey, Kathrine J	68	PSM	1:05.00
8	Goulder, Alison	65	NEM	1:15.00

Heat 6 of 19 Finals

1	Mann, Mary L	69	ARIZ	48.70
2	Altman, Christie	67	ARIZ	45.97
3	Lyman, Carolyn B	66	JCC	44.34
4	McCloskey, Cecilia D	66	SFTL	36.79
5	Preissler, Stella	67	PSM	42.53
6	Ventura, Rosa V	69	SFTL	44.51
7	Toppel, Margaret H	68	ARIZ	48.20
8	Rousseau, Sandi	69	OREG	49.05

Heat 7 of 19 Finals

1	Royle, Mary Anne	64	OREG	44.68
2	Larson, Linda L	61	SFTL	42.74
3	James, Katy	61	ARIZ	40.33
4	Kirkpatrick-Reno, Nancy	61	CVMM	37.38
5	Pfingsgraff, Joan L	62	MARY	38.39
6	Summers, Jeanna	62	OREG	41.70
7	Taylor, Barbara G	62	YCMS	44.50
8	Pinto, Rebecca A	61	MELO	50.36

Heat 8 of 19 Finals

1	Cook, Sally A	55	ROSE	51.98
2	Simms, Vicki R	56	UC38	45.00
3	George, Constance	56	TTEX	42.99
4	Kahn, Mary J	57	DAM	42.50
5	Hildebrandt, Jan D	59	UC37	42.85
6	Kurtz, Helen	56	MMAC	43.44
7	Howard, Deborah C	57	FACT	46.98
8	Stephenson, Natalie	55	MOVY	53.45

Heat 9 of 19 Finals

1	Hines, Mary Anne	59	WMST	41.31
2	Johnston, Blossom P	57	SAWS	41.17
3	McNamara, Kathleen A	56	USF	40.40
4	Courtney, Zena H	57	BWAQ	39.99
5	Stokes, Karin E	55	NEM	40.27
6	Najjar, Ellie S	55	CMS	40.54
7	Groselle, Laura L	56	SYSM	41.30
8	Goodman, Ann R	57	OREG	41.56

Heat 10 of 19 Finals

1	Cotton, Suzy L	57	CMS	36.96
2	Andrus-Hughes, Karen	59	OREG	35.98
3	Dahl, Lisa A	55	PSM	35.50
4	Bilich, Bonnie M	58	SRVM	35.00
5	Gardner, Deborah S	57	ARIZ	35.40
6	Brightwell, Kim M	56	RMST	35.77
7	Kirkpatrick, Laura A	56	SYSM	36.00
8	Siegel, Christine L	59	SDSM	39.59

Heat 11 of 19 Finals

1	Forest, Anna Marie	47	SDM	42.15
2	Goldschmidt, Claudia	49	SYSM	40.50
3	McMillan, Natalie	48	OREG	40.00
4	Denison, Stephanie	46	SMST	38.98
5	Stearns, Michelle	45	CVMM	40.11
6	Buehler, Paige	48	MCM	41.04
7	LeGault, Aubrie L	34	OREG	42.00

Heat 12 of 19 Finals

1	Irawan, Yuni	53	NITR	45.48
2	Kelly, Mary Shawn	54	SFTL	44.25
3	Kavalauskas, Alita	53	JAMM	43.92
4	Miller, Janelle E	53	OREG	41.19
5	Schwartz, Lisa	53	IM	42.81
6	Eldridge, Audrey L	53	CMS	44.02
7	Miller, Ava M	50	UC55	45.00
8	Taylor, Catherine W	53	WCM	47.81

Heat 13 of 19 Finals

1	Daubersmith, Britta M	51	OREG	40.13
2	Tiedemann, Elizabeth B	53	ARM	39.50
3	Bunch, Brigid J	53	ARIZ	38.22
4	Sappey, Collette H	52	CMS	34.50
5	Jenkins, Valerie G	53	OREG	35.85
6	Zutter, Cynthia M	51	CVMM	39.00
7	Apple, Holly S	52	MM	40.00
8	Davies, Anne C	52	OREG	40.52

Heat 14 of 19 Finals

1	Salton, Gillian G	48	OREG	37.46
2	Moffett, Erica L	47	SFTL	36.65
3	McPherson, Chris A	49	ENSW	35.10
4	Mabee, Cindy	47	VIC	32.50
5	Greco, Lynette	47	WIM	34.15
6	Yearwood, Lynn M	49	VIC	36.00
7	Le Febre, Karen J	48	SNM	37.36
8	Haffner, Francie	49	OREG	38.52

Heat 15 of 19 Finals

1	Butcher, Jennifer S	44	OREG	39.98
2	Dean, Kelly S	44	OREG	39.37
3	Farinas, Jennifer R	44	PSM	38.00
4	Braun, Erika L	44	NCMS	31.38
5	Crusco, Kysa M	40	NEM	36.75
6	York, Sandi	40	PSM	38.12
7	Sandoval, Lisa E	44	OREG	39.85
8	Rogers, Sarah J	40	OREG	41.07

Heat 16 of 19 Finals

1	Grassman, Emily	39	OREG	55.45
2	Gerlach, Suzanne R	37	OREG	39.57
3	Jackson, Maresa	37	OREG	39.13
4	Kiefer, Stacey L	38	OREG	38.50
5	Riedinger, Kelly A	37	UC37	39.16
6	Newburn, Lisa	35	TCAS	55.00
7	Wray, Ellary H	34	SFTL	38.93
8	Yeager, Lauren E	32	SPM	39.50

2016 USMS Summer Nationals
Mt. Hood Community College
Meet Program - Thursday, August 18, 2016

Heat 17 (#9 Women 50 LC Meter Backstroke)

1	Maples, Kristen	35 OREG	37.57
2	Cox, Kristine A	38 OREG	36.78
3	Inada, Noriko	38 PSCM	35.00
4	Grover, Mollie K	35 UMAC	33.18
5	Yocum, Kari	39 PALM	34.55
6	Johnson, Serena H	39 OREG	35.96
7	Benedetto, Arianne L	35 OREG	37.54
8	Schneider, Erin E	37 WMAC	38.00

Heat 18 of 19 Finals

1	Schneider, Leah R	32 WMAC	38.00
2	Shortt-Low, Caitlyn	30 OREG	37.08
3	Ruspakka, Shelly L	34 MCM	35.06
4	Sitarz, Rachel A	32 ISWM	32.61
5	Vogel, Randi L	32 UC55	34.00
6	Liu, Sida	31 UC02	36.03
7	Jensen, Amy M	30 ROSE	37.45
8	Buchanan, Jessica	30 SNM	38.23

Heat 19 of 19 Finals

1	O'Brien, Lacey	25 WCM	38.01
2	Lavigna, Lauren C	27 PSCM	34.66
3	Akenberger, Jamie K	25 LVM	34.32
4	Rivera, Evangeline N	29 NTLX	36.16
5	Powell, Valerie I	23 PSM	1:03.68
6	Gerhardt, Aurora R	19 OREG	35.01
7	Hendrix, Melody C	24 OREG	48.75

#10 Men 50 LC Meter Backstroke

Sponsor: Keith D. Peters D.M.D.

Lane	Name	Age Team	Seed Time
------	------	----------	-----------

Heat 1 of 18 Finals

3	Cornell, John E	89 FACT	1:04.07
4	Manheim, Frank T	86 RMST	51.73
5	Lamb, Willard J	94 OREG	55.16

Heat 2 of 18 Finals

1	Zuur, James	76 TAM	50.56
2	Reid, Walt E	76 PSM	46.00
3	Murff, Don	75 TXLA	42.00
4	Jones, Ronald C	76 PSM	44.16
5	Norris, Robert F	78 DAM	47.47
6	Mennen, Marty A	80 INDY	40.23
7	Thayer, George D	80 OREG	48.50
8	Campan, Gary	72 PSM	52.00

Heat 3 of 18 Finals

1	Pipkin, Ken	72 NTLX	45.42
2	Smith, Robert S	73 OREG	42.00
3	Stout, Jon D	70 OREG	40.03
4	Burns, Richard	73 TAM	34.50
5	Powers, Matt G	70 TULS	38.50
6	Ferraz, Jose E	71 OREG	41.00
7	Boak, Thomas D	73 WMST	42.50
8	Sawyer, Dennis L	72 PSM	48.94

Heat 4 of 18 Finals

1	Thomas, Dick W	69 TAM	58.34
2	Parsons, Roger L	69 PBM	41.75
3	Ide, Yutaka	69 PSCM	40.16
4	Dougherty, Stephen P	65 SFTL	38.90
5	Ludwig, Terry	66 PSM	40.00
6	Bruce, Bob A	68 OREG	40.36
7	Farmer, Michael W	69 ROSE	42.08
8	Akbar, Clyde	68 SFTL	1:26.30

Heat 5 of 18 Finals

1	Ryson, Jon C	65 RMST	38.30
2	Warner, Frank	67 PSM	37.00
3	Middleton, Marc D	65 YCFM	35.20
4	Hazen, John	66 ENSW	32.95
5	Wilder, Hugh	69 SRM	34.03
6	Kerns, Hubie	67 VCM	36.50
7	Wilson, Robert H	65 CAQM	37.27
8	Koenig, Mike	65 UC48	38.83

Heat 6 of 18 Finals

1	Howett, Tim	55 CTM	44.00
2	Moore, Lin	56 CTMS	38.29
3	Agathon, John C	57 WMST	36.94
4	Pearson, Jay D	55 PSM	36.25
5	Bollens, Stephen M	57 UC37	36.84
6	Voll, Robert M	59 OREG	36.98
7	Piper, Roman K	57 PSM	39.53
8	Darnell, Stephen	62 OREG	50.00

Heat 7 of 18 Finals

1	Underbrink, Dan	60 PSM	44.75
2	Fritschen, Tom M	60 PSM	39.26
3	Nelson, John P	63 JAMM	37.09
4	Mann, Steve A	64 OREG	36.25
5	Piette, Jeffrey T	61 PSM	37.00
6	Kahn, Stuart L	63 DAM	37.99
7	Adcock, Richard P	61 PSM	43.02
8	Greene, Skip	64 PSM	48.00

Heat 8 of 18 Finals

1	Stephens, Cliff C	61 OREG	34.12
2	Van Boer, Eric D	62 RHMS	34.00
3	Perout, Jeffrey J	63 SYSM	32.79
4	Steynberg, Andre P	60 SFTL	30.66
5	Graham, Donald	62 PSM	31.71
6	Djang, Philipp A	62 SFTL	33.00
7	Hannula, Dave	62 PSM	34.00
8	Krauser, Larry B	63 HMS	36.01

Heat 9 of 18 Finals

1	Burleson, David O	59 OREG	36.03
2	Powell, Frank R	56 PSM	35.55
3	Benner, Tord E	57 SDSM	35.00
4	Cooper, Malcolm	59 HIMA	34.80
5	Hendrick, Marty	58 SFTL	34.86
6	Welchlin, Bob	59 MOVY	35.50
7	Littlefield, James R	56 BWAQ	36.00
8	Spann, John R	55 CARL	36.10

Heat 10 of 18 Finals

1	Sherman, Bill	58 MOVY	34.35
2	Taylor, Ron A	56 RPM	33.72
3	Haynie, Carl	56 PSM	32.91
4	Wood, Steve	56 SYSM	29.00
5	Uebele, Keith	55 OREG	32.80
6	Malsbury, David B	55 VMST	32.91
7	Stultz, Todd W	56 SYSM	33.92
8	Fremont, Robert	58 WIND	34.50

Heat 11 of 18 Finals

2	Kough, David S	53 MINN	37.06
3	McAllister, Mark E	53 OREG	36.24
4	Meier, Eric R	52 OREG	35.89
5	Le Vasseur, Andrew P	53 CMS	36.20
6	Cleaver, Oliver	53 SAWS	36.30

Heat 12 of 18 Finals

1	Parmentier, Steve D	51 OREG	33.43
2	Horwitz, Peter C	52 SFTL	32.75
3	Phillips, Carr	51 OREG	32.55
4	Boosin, Michael J	50 CVMM	30.77
5	Mench, Edward H	50 SYSM	32.50
6	Faria, Jose J	50 GSM	32.65
7	Thornton, Cooper	54 CTM	32.88
8	Kahl, Steven E	54 CMS	35.42

Heat 13 of 18 Finals

2	Dubrick, Jon S	48 ROSE	44.53
3	Tomson, Farol L	45 GERM	37.04
4	Miller, Graham P	49 UC55	40.00
5	Konetzki, Alexander	35 IM	34.16
6	Kilburn, David	39 OREG	34.35
7	Palace, Mark	43 SYSM	36.08

Heat 14 of 18 Finals

1	Carnevale, Gabriel	49 CRCE	36.00
2	Castle, Matt	45 PSM	35.29
3	Muessig, Dirk	46 OREG	34.40
4	Self, Mike	46 OREG	29.14
5	Josberger, Jim H	45 OREG	33.33
6	Power, Michael L	48 SBM	34.82
7	Scovel, Russel R	46 OREG	35.59
8	Brenes, Marco	45 CRCE	36.00

Heat 15 of 18 Finals

1	Colburn, Christopher M	44 ABM	34.45
2	Lysenko, Andrii V	43 NS	31.44
3	Williams, Ryan D	43 SFTL	30.43
4	Woolard, Whitney J	41 OREG	28.20
5	Gray, Trever O	40 PSM	28.60
6	Swope, Paul A	41 SLAM	31.40
7	Tadla, Jarek	44 SFTL	33.08
8	Conrad, Nathan E	40 WMAC	35.75

Heat 16 of 18 Finals

1	David, Emmanuel	36 CMS	33.30
2	Percival, Scott A	37 MOST	32.10
3	Gordon, Graeme ST	37 EMSC	31.35
4	Doak, Kevin	35 MICH	28.40
5	Lotano, Daniel	36 PBM	30.77
6	Roper, Matthew D	35 DAM	31.94
7	Wallace, Colin C	38 OREG	32.78
8	Popko, David A	39 RAA	33.57

2016 USMS Summer Nationals
Mt. Hood Community College
Meet Program - Thursday, August 18, 2016

Heat 17 (#10 Men 50 LC Meter Backstroke)

1	Dees, Joseph T	30 PSM	59.08
2	Karlin, Ben	33 OREG	33.85
3	Lentz, Graham M	32 TOC	32.50
4	Meyer, Adam	30 ROSE	30.37
5	Maurer, Adrian B	33 CHIC	32.16
6	Murphy, Matthew M	32 NAMI	32.67
7	Kim, Gene B	30 ROSE	34.31

Heat 18 of 18 Finals

2	Malasky, Martin E	28 TOC	32.30
3	Koon, Nolan	26 TOC	30.59
4	Casey, Aaron J	28 TOC	29.00
5	Catlin, Andrew H	28 INDY	29.34
6	Packer, Christopher B	26 TOC	32.00
7	Turner, Austin D	20 OREG	30.00

#11 Women 100 LC Meter Butterfly

Sponsor: Quality Inn Gresham Oregon

Lane	Name	Age	Team	Seed Time
------	------	-----	------	-----------

Heat 1 of 12 Finals

1	Fadlovich, Angela	50 OREG	2:00.00
2	Karlin, Olivia	52 WH2O	1:29.89
3	Russello, Stacey D	53 SNOW	1:46.20
4	Grady, Marci A	58 SFTL	2:09.41
5	Musk, Gail G	59 SFTL	2:40.77
6	Barnea, Daniela	72 STAN	1:50.30
7	Magee, Carolyn M	71 WENM	2:02.11
8	Henderson, Martha J	80 FACT	2:47.68

Heat 2 of 12 Finals

1	Martin, Michelle E	67 SFTL	2:05.48
2	Gettling, Janet	68 OREG	1:42.80
3	Stringer, Peggy L	65 MM	1:37.60
4	Val, Laura B	65 TAM	1:20.00
5	McCloskey, Cecilia D	66 SFTL	1:21.89
6	Altman, Christie	67 ARIZ	1:41.27
7	Panayotoff, Kristi M	68 GS	2:05.24
8	Brittingham, Regina	65 WCM	3:15.00

Heat 3 of 12 Finals

1	Asleson, Elke M	64 OREG	1:44.50
2	Pinto, Rebecca A	61 MELO	1:35.20
3	O'Brien, Charlene A	60 WCM	1:24.50
4	Hibben, Veronica	60 UCLA	1:21.19
5	Lippold, Mary B	60 PSM	1:22.55
6	Jaeger, Dawn	60 PSM	1:28.00
7	Taylor, Barbara G	62 YCMS	1:38.12
8	Baldwin, Patricia A	61 SKY	2:00.00

Heat 4 of 12 Finals

1	Munoz Welch, Aida	57 WIND	1:50.09
2	Caswell, MJ	55 OREG	1:32.59
3	De Groot-Hedlin, Catherine I	56 WIND	1:19.85
4	Hung, Maria E	56 SFTL	1:15.80
5	Ingraham, Susan	57 MOST	1:19.00
6	Ganze, Cathy	59 SDSM	1:21.42
7	Hildebrandt, Jan D	59 UC37	1:33.00
8	Chin-Ogilvie, Adrienne	56 SFTL	1:51.26

Heat 5 of 12 Finals

1	Adams, Kari S	50 LVM	1:24.01
2	Russell, Jane E	53 DAM	1:21.21
3	Ditzler, Kristy	52 TXLA	1:15.70
4	Godges, Arlette A	52 CVMM	1:13.98
5	Delmage, Arlene	54 OREG	1:14.93
6	Welting, Laureen K	51 TOC	1:18.16
7	Froehlich, Kathryn	54 IM	1:22.96
8	Hernandez, Josephine	54 CRCE	1:27.20

Heat 6 of 12 Finals

3	Morgen, Cheryl A	47 OREG	1:24.83
4	Mabee, Cindy	47 VIC	1:12.50
5	Ridge, Jennifer	48 MINN	1:12.53
6	English-Bazenas, Daphne R	48 SYSM	1:30.59

Heat 7 of 12 Finals

2	Vaganova, Natalia	41 IM	2:21.59
3	Colburn, Heather A	44 TCAS	2:00.00
4	Harrison, Elizabeth A	42 OREG	2:15.00
5	Belluomini, Melanie C	39 DAM	1:23.08
6	Segnini, Natalia	35 CRCE	1:46.12

Heat 8 of 12 Finals

1	Chacon, Marcela	42 CRCE	1:23.72
2	McClafferty, Christine	43 OREG	1:18.06
3	Campbell, Jennifer	41 MUMS	1:12.32
4	Braun, Erika L	44 NCMS	1:05.75
5	Skinner, Sonja	40 OREG	1:09.84
6	Monroe, Leslie B	42 CVMM	1:18.00
7	Lauzon, Chantal H	43 NOVA	1:22.46
8	Regan Koppelberger, Tammy	44 PSM	1:34.82

Heat 9 of 12 Finals

1	Schneider, Erin E	37 WMAC	1:21.00
2	Kiefer, Stacey L	38 OREG	1:18.04
3	Melina, Emily R	36 OREG	1:09.49
4	Szekely, Ildiko	37 NEM	1:05.54
5	Moro, Erin C	38 PALM	1:08.64
6	Chance, Danielle R	35 SYSM	1:10.00
7	Metz, Amanda	36 OREG	1:19.30
8	Smith, Katy	35 PSM	1:21.40

Heat 10 of 12 Finals

1	Letsche, Lauren	34 SFTL	1:47.64
2	Stutz, Kathleen J	34 SFTL	1:32.08
3	Corporon, Nicolle A	32 CON	1:21.07
4	Jensen, Amy M	30 ROSE	1:20.53
5	Polito, Christine C	31 OREG	1:20.90
6	Bonfitto, Jordan	30 ISWM	1:29.00
7	LeGault, Aubrie L	34 OREG	1:34.57

Heat 11 of 12 Finals

1	Schneider, Leah R	32 WMAC	1:18.00
2	Togias, Anna	31 ETOB	1:15.00
3	Cenci, Erica R	33 PSM	1:07.99
4	Ballenger, Marie A	30 TOC	1:04.00
5	Young, Jillian T	30 PSCM	1:05.84
6	Houck, Sarah	33 RAMC	1:12.84
7	Ruspakka, Shelly L	34 MCM	1:17.85
8	Liu, Sida	31 UC02	1:20.00

Heat 12 of 12 Finals

2	Bambusch, Hailey	26 OREG	1:12.73
3	Stacy, Jessica L	27 OREG	1:09.90
4	Jones, Shannon	27 NITR	1:11.18
5	Crow, Vivian A	19 DAM	1:04.44
6	Turner, Lauren	24 ROSE	1:19.45

#12 Men 100 LC Meter Butterfly

Sponsor: Quality Inn Gresham Oregon

Lane	Name	Age	Team	Seed Time
------	------	-----	------	-----------

Heat 1 of 17 Finals

3	Mitchell, Tom	83 SDSM	2:42.98
4	Fleming, Jack C	81 USF	2:02.79
5	Slawson, Dick M	80 OREG	2:04.11
6	Hahm, Martin R	75 PSCM	2:16.00

Heat 2 of 17 Finals

1	Aston, Edward G	70 PBM	1:58.50
2	Monohon, Paul E	71 PSM	1:35.00
3	Burns, Joel J	70 SFTL	1:16.91
4	Burns, Richard	73 TAM	1:17.00
5	Zamon, Frederick J	74 GMUP	1:58.37
6	Muthler, Stephen K	65 TPIT	1:29.00
7	Penn, William J	65 PSM	1:25.48
8	Gleason, Steve L	65 PCAT	1:29.23

Heat 3 of 17 Finals

1	Bernard, Alan D	67 TAM	1:20.97
2	Wright, Robert W	66 MOVY	1:17.13
3	McPherson, Andrew M	69 DAM	1:16.50
4	Day, Lawrence J	65 MICH	1:10.83
5	Kerns, Hubie	67 VCM	1:14.51
6	Childs, Lee	68 PBM	1:16.50
7	Meyerhoff, Rick	69 TAM	1:20.00
8	Stark, Allen L	67 OREG	1:22.30

Heat 4 of 17 Finals

1	Larson, Allen J	63 OREG	1:38.95
2	Hercher, Heinz	60 TCC	1:22.00
3	Phipps, Tom	63 OREG	1:21.45
4	Heather, Michael R	62 MVN	1:19.19
5	Buckley, Mark	63 CVMM	1:19.91
6	Childers, David W	62 RICE	1:21.72
7	Knowles, Ross S	60 SYSM	1:36.61
8	Carter, Walter R	61 OREG	2:05.56

Heat 5 of 17 Finals

1	Sterne, Erik A	64 ROSE	1:18.16
2	Modjeska, Mark E	63 ARIZ	1:14.07
3	Hedrick, Trip	62 SYSM	1:08.98
4	Graham, Donald	62 PSM	1:06.91
5	Groselle, Jack R	62 SYSM	1:08.19
6	Gutilla, John	60 AGUA	1:14.00
7	Collier, Scott J	62 AKMS	1:17.00
8	Stephens, Cliff C	61 OREG	1:18.29

Heat 6 of 17 Finals

2	Colburn, Christopher M	44 ABM	1:11.50
3	Glass, Mark W	42 NTLX	1:13.64
4	Hageman, Mark	54 OREG	1:17.45
5	Kough, David S	53 MINN	1:17.93
6	Howard, John H	46 PSM	1:16.90
7	Treiman, Gerald S	56 UTAH	1:40.28

2016 USMS Summer Nationals
Mt. Hood Community College
Meet Program - Thursday, August 18, 2016

Heat 7 (#12 Men 100 LC Meter Butterfly)

1	Moore, Robert B	56 PSM	1:17.50
2	Amick, Jim	55 RIDG	1:14.63
3	Hathaway, David	56 OREG	1:14.07
4	Komissarov, Andrey A	56 SDSM	1:04.75
5	O'Brien, Kerry L	59 WCM	1:08.14
6	Ireland, Bill	57 SCAQ	1:14.40
7	Vargas, Daniel	56 ARIZ	1:16.00
8	Boone, Lou	55 OREG	1:20.00

Heat 8 of 17 Finals

1	Tarafa, Miguel	52 CRCE	1:15.86
2	Fischer, Niel E	52 CHIC	1:10.00
3	Doyle, Michael B	52 NTXL	1:09.75
4	Malone, Kenneth G	52 MARY	1:07.65
5	Boone, Jon	53 WCM	1:08.89
6	Stahl, Stephen A	51 WCM	1:09.99
7	McAdam, Samuel T	51 DAM	1:11.18
8	McCarty, David L	52 PSM	1:16.47

Heat 9 of 17 Finals

1	Phillips, Daniel L	53 PSM	1:07.00
2	Roth, Matthew J	50 OREG	1:06.03
3	Segarra, Rafael G	52 SFTL	1:04.21
4	Unruh, Steven L	50 NITR	59.81
5	Lutotovich, Claudio Daniel D	53 SFTL	1:01.80
6	Peschel, Keith D	51 SMST	1:05.60
7	McComish, John H	50 OREG	1:06.88
8	Ekman, Evan F	52 NCMS	1:07.00

Heat 10 of 17 Finals

1	Tujo, Christian F	45 OREG	1:11.49
2	Duus, Gabe G	46 OREG	1:08.00
3	Doane, Michael P	46 UMAC	1:05.83
4	Weldon, Mark R	49 ROS	1:01.80
5	Kroupa, Andy S	47 YCFM	1:04.88
6	Rutledge, Mike	46 GRAN	1:07.50
7	Hohn, Chris	48 SDSM	1:11.14
8	Kelly, Scott D	47 PSM	1:12.00

Heat 11 of 17 Finals

1	Smit, Karel-Gustaaf M	43 UC37	1:05.01
2	Karren, Kelly S	43 CVMM	1:04.50
3	Swope, Paul A	41 SLAM	1:03.56
4	Polito, Chip	40 OREG	1:03.04
5	Valle, Marc A	42 ARIZ	1:03.54
6	Ohman, Niclas K	42 NEM	1:03.89
7	Pearson, Johnnie A	43 SYSM	1:04.72
8	Albino, Jorge E	41 SYSM	1:10.00

Heat 12 of 17 Finals

1	Post, Brian L	36 SFTL	1:27.11
2	Konetzki, Alexander	35 IM	1:15.00
3	Fantz, Chris L	39 OREG	1:13.54
4	Mora, Eduardo	38 CRCE	1:12.15
5	Thomas, Isaac J	36 BWAQ	1:13.21
6	Palma, Rodolfo	39 OREG	1:14.95
7	Waterson, Kevin	37 DAM	1:22.86

Heat 13 of 17 Finals

1	Percival, Scott A	37 MOST	1:09.35
2	Flesuras, Alex J	37 UC37	1:08.00
3	Dallamura, Scott J	38 NCMS	1:04.43
4	Danner, Gregory M	35 FAIR	1:00.12
5	Doak, Kevin	35 MICH	1:00.94
6	Strahota, Jeffrey R	36 UMAC	1:07.01
7	Durieux, Chad A	37 ROSE	1:09.00
8	Adams, James A	39 HMS	1:10.39

Heat 14 of 17 Finals

2	Mannarino, Joshua M	25 NEM	1:19.50
3	Malasky, Martin E	28 TOC	1:06.49
4	Rash, Taylor	25 OREG	1:09.42
5	Thomasian, Aram G	31 RMST	1:25.00
6	Meyer, Adam	30 ROSE	1:09.35
7	Breuer, Sam	30 OREG	1:09.50

Heat 15 of 17 Finals

1	Cleary, Kevin H	33 OREG	1:07.17
2	Mendenhall, Kevin C	33 WCM	1:06.25
3	DeBerry, Tyler	32 ARIZ	58.50
4	Shores, Kyle M	31 PSCM	55.72
5	Vanderkaay, Christian	34 MICH	58.42
6	Talbott, Christopher J	30 TOC	1:00.00
7	Armour, Justin	31 ROSE	1:06.81
8	Maurer, Adrian B	33 CHIC	1:08.00

Heat 16 of 17 Finals

1	Friend, Jay J	27 MMTT	1:05.21
2	Croft, Lance C	28 UC14	1:02.73
3	Materniak, Eric R	25 BERK	1:00.56
4	Owen, Cameron	27 BCCS	59.17
5	Acosta, Joel A	28 SFTL	59.88
6	Talmadge, Matthew S	27 TOC	1:02.55
7	Docken, Steffen S	28 DAM	1:03.65
8	Ganiyev, Doston	29 CMS	1:06.17

Heat 17 of 17 Finals

1	Raze, Kyle C	23 DUCK	1:08.32
2	Seaver, Alexander	21 SYSM	1:05.29
3	Hamel, Dirk	21 SYSM	1:05.00
4	Heady, Gavin M	18 WMSC	54.70
5	Woudenberg, Casey S	23 LT	1:01.47
6	Gates, Matthew D	20 UC36	1:05.12
7	Thomas, Michael R	24 TAM	1:05.60

Minnesota Masters Swimming

and the

Jean K Freeman Aquatic Center at the University of Minnesota

Invite you to come to the

“Land of 10,000 Lakes”

for the

2017 U.S. Masters Swimming Summer National Championship Long Course Meters

August 2-6, 2017



Fast Pool: Host of 20 major championships/3 FINA LCM World Records.

Easy to Get To: Minneapolis-St. Paul (MSP) Airport is less than 4 hours away by air.

Easy to Get Around: Light rail trains connect airport, hotels, restaurants, the aquatic center, as well as local attractions....no rental car needed.

Minnesota Nice: Come see the Mississippi River, the new Vikings Stadium, the Mall of America....and maybe even try some hot dish, you betcha.

Day 3—Friday, August 19, 2016

Warm-up

6:30 a.m.–7:20 a.m.

Check-in Deadline for Day 3

The following are positive check-in events. Check-in may be done in person at the registration area or online at usms.org.

Fri., August 19	800 freestyle 200 IM	7:00 a.m. 7:00 a.m.
------------------------	---------------------------------	--------------------------------

PLEASE NOTE:

If you do not check in by the deadline, you will not be seeded; there are no exceptions.

Meet Start Time

7:30 a.m.

Women	Event	Men
13	800 freestyle (mixed)	14
30-minute warm-up in competition pool		
15	50 breaststroke	16
17	200 IM	18
19	200 freestyle relay	20

Entry Deadline for Day 4 (Saturday) Relays

Relays must be turned in at the relay desk.

Fri., August 19	200 mixed freestyle relay 200 mixed medley relay	3:00 p.m.
------------------------	---	------------------

RÖKA



FIND FASTER

It's what we've always wanted to do. From the day we first stepped up to the blocks as age group swimmers, to national and international competition - to the day we started sewing advanced materials in a garage in Austin, Texas. Through innovation and disruptive design, we develop and deploy products that make you faster.

The SIM Pro was our first training tool and it has changed the way we swim. It has helped elite athletes improve technique and push farther in the pool. It has allowed developing athletes to move up a lane and to compete to make that next interval. And it has allowed beginning swimmers to experience "easy speed"

for the first time. The SIM was designed to help you understand what it feels like to swim downhill with proper technique - effortlessly. When you do - for the first time, or for the first time in a long time, it's a powerful feeling.

Find out more at rokaports.com.



@rokaports

2016 USMS Summer Nationals
Mt. Hood Community College
Meet Program - Friday, August 19, 2016

#13 Mixed 800 LC Meter Freestyle

Sponsor: Serious Equipment by S.R. Smith

In memory of Lucille Hathaway

Name	Age Team	Seed Time	Name	Age Team	Seed Time	Name	Age Team	Seed Time
1 Hamel, Dirk	M21 SYSM	9:12.40	57 Carlson, Jennifer M	W37 RMST	10:51.72	118 Rash, Taylor	M25 OREG	11:45.42
2 Danner, Gregory M	M35 FAIR	9:16.16	58 Sylvester, Eryn A	W23 VIC	10:53.21	119 Bathey, Tony E	M53 WIND	11:45.73
3 Nygren, Mats O	M50 PSM	9:20.00	59 Nelson, Timothy D	M51 OREG	10:54.44	120 Jinks, Allison L	W33 PCST	11:46.39
4 Doherty, Kevin J	M43 CMS	9:28.38	60 Watkins, Elizabeth A	W51 OREG	10:57.59	121 Dornan, Gwen	W53 USF	11:46.65
5 Monahan, Sean P	M24 SFTL	9:29.54	61 Ekman, Evan F	M52 NCMS	10:57.67	122 Moffett, Erica L	W47 SFTL	11:48.24
6 Eckert, Jonathan	M30 SYSM	9:37.99	62 Bolaños, Federico	M50 CRCE	10:58.16	123 McColly, Michael	M71 PSM	11:50.00
7 Arnold, Allison A	W24 TOC	9:40.00	63 Richardson, Erik R	M28 SFTL	10:59.02	124 Lucco, Elizabeth D	W50 PSM	11:50.01
8 Sullivan, Scot A	M50 OREG	9:43.46	64 Jenne, Helen K	W25 DUCK	11:00.00	125 Gutierrez, Charlotte D	W64 SBM	11:55.00
9 Donahue, Richard H	M30 NIKE	9:45.00	65 Whitney, Ashley A	W37 NASH	11:00.00	126 Aakhus, Gregory P	M66 SFTL	11:55.20
10 Rutledge, Mike	M46 GRAN	9:50.00	66 Kiefer, Stacey L	W38 OREG	11:00.00	127 Benedict, Anita	W53 HEAT	11:56.12
11 Williams, Melinda B	W35 NEM	9:58.28	67 Koehler, Deanna C	W47 CVMM	11:01.16	128 Phipps, Tom	M63 OREG	11:56.41
12 Bicek, Adrienne L	W25 IM	9:59.99	68 Day, Lawrence J	M65 MICH	11:01.58	129 Wegner, Karin M	W44 LVM	11:57.71
13 Jones, Kenton R	M49 SDSM	9:59.99	69 Caddel, Jinxi	W46 OREG	11:04.66	130 Pendleton, Mike L	M64 SKY	11:58.00
14 Ballenger, Marie A	W30 TOC	9:59.99	70 Johnson, Serena H	W39 OREG	11:05.16	131 Eaton, Heather G	W43 LAS	12:00.00
15 Albino, Jorge E	M41 SYSM	10:00.00	71 McRae, Michelle	W41 PSM	11:06.28	132 Hancock, Douglas A	M54 OREG	12:00.00
16 Melina, Emily R	W36 OREG	10:01.76	72 Caldwell, Cailee	W27 OREG	11:08.38	133 Keyes, Brett R	M33 UC10	12:00.00
17 Alfaro, Javier	M51 CRCE	10:08.73	73 Howard, John H	M46 PSM	11:10.00	134 Sondgroth, Tracey A	W44 MELO	12:00.26
18 Read, Haley L	W25 TOC	10:10.00	74 LeClair, Dale A	W47 HAFI	11:11.00	135 Couch, Stephanie D	W52 MELO	12:00.43
19 Burluson, David O	M59 OREG	10:10.10	75 Couch, Bob E	M69 SYSM	11:11.58	136 Johnson, Steve M	M68 OREG	12:00.50
20 Tadla, Jarek	M44 SFTL	10:11.65	76 Denney, Kris A	W56 OREG	11:11.75	137 Dau, Janice A	W54 CMS	12:01.01
21 Jackwin, Eric L	M27 SFTL	10:12.54	77 Corporon, Nicolle A	W32 CON	11:11.86	138 Childers, David W	M62 RICE	12:04.00
22 Giovanni, Melissa K	W37 LVM	10:15.00	78 O'Brien, Charlene A	W60 WCM	11:13.60	139 Needham, Jerry M	M60 UC37	12:04.57
23 Lapinskas, Christina	W31 ISWM	10:15.15	79 Weideman, Jennifer	W50 CVMM	11:13.80	140 Suarez, Laura	W22 CRCE	12:05.80
24 Passos, Andre	M43 ROSE	10:15.85	80 Hercher, Heinz	M60 TCC	11:18.00	141 Soule, Lisa	W43 OAS	12:06.88
25 Hildebrand, Dawn L	W35 SLAM	10:20.23	81 Clemmons, Jim	M66 MAM	11:19.50	142 Cerny, William	M68 UTAH	12:10.01
26 Brenner, Bill	M58 SYSM	10:21.01	82 Ireland, Bill	M57 SCAQ	11:19.65	143 Simons, Linda J	W51 CTM	12:10.02
27 Marceau, Matthew A	M34 OREG	10:21.82	83 Murphy, Siobhan C	W30 SFTL	11:20.22	144 Cabada, Maria	W53 CRCE	12:12.10
28 Nootbaar, Tom T	M53 WCM	10:23.50	84 Blank, Nick H	M27 KM	11:20.50	145 Brenes, Marco	M45 CRCE	12:16.82
29 Walker, Rick B	M66 SYSM	10:24.48	85 Percival, Scott A	M37 MOST	11:22.24	146 Barbosa, Tatiana B	W37 SFTL	12:17.44
30 Kondratev, Juri P	M38 VMS	10:25.00	86 Grilli, Tracy L	W59 NEM	11:25.96	147 Jensen, Amy M	W30 ROSE	12:18.15
31 Parker Palace, Kelly	W55 VMST	10:25.40	87 Pro, Bryan M	M38 DAM	11:26.26	148 Wray, Ellary H	W34 SFTL	12:18.15
32 Hathaway, David	M56 OREG	10:26.77	88 Jarvis, Scott S	M58 UC44	11:26.48	149 Keen, John M	M53 COOG	12:22.19
33 Thomas, Michael R	M24 TAM	10:29.10	89 Reeves, Tessa L	W38 OREG	11:26.52	150 Chacon, Marcela	W42 CRCE	12:22.20
34 Mendoza, Jon	M33 ROSE	10:30.00	90 Quiggin, David	M72 PBM	11:26.75	151 Tyrrell, Laura	W49 OREG	12:25.00
35 Mohn, Jennifer L	W25 DAM	10:30.09	91 Rogers, Thomas A	M40 MVN	11:27.32	152 Kassen, Elizabeth K	W64 PSM	12:25.37
36 Borton, Dan	M48 ROSE	10:30.42	92 Carbajal, Enrique	M32 OREG	11:27.37	153 Lodzinski, Larissa	W49 OREG	12:26.39
37 Crusco, Kysa M	W40 NEM	10:31.00	93 Munger, Dot	W65 NCMS	11:28.00	154 Finch, Merry B	W62 YCMS	12:27.99
38 LeClair, David W	M49 HAFI	10:31.99	94 Schiemann, Steven A	M54 O2	11:28.69	155 English-Bazenas, Daphne R	W48 SYSM	12:31.99
39 Garcia Carranza, Jaime	M52 SFTL	10:32.20	95 Schwartz, Marvin B	M68 ARKM	11:30.00	156 Stretch, James J	M65 PSM	12:37.43
40 Braggin, Jacquelyn E	W30 PSM	10:32.93	96 Durban, Lars R	M59 PSM	11:30.00	157 Toepper, William C	M57 OREG	12:39.00
41 Hopson, Bruce E	M50 SLAM	10:33.42	97 Westmacott, Lauren	W37 VIC	11:30.00	158 Gleason, Steve L	M65 PCAT	12:39.10
42 Togias, Anna	W31 ETOB	10:35.00	98 Ames, Eddie	M47 PBM	11:30.19	159 Boak, Carolyn	W71 WMST	12:39.23
43 Ella, Ellen	W38 PSM	10:37.62	99 Childers, Casey	M38 SFTL	11:30.99	160 Becker, Mark L	M62 OREG	12:40.00
44 Koenig, Kit M	M47 SFTL	10:38.77	100 Karlin, Olivia	W52 WH2O	11:31.25	161 Goodpastor, Sarah K	W18 OREG	12:44.43
45 Colalillo, Anthony	M27 CHRM	10:40.00	101 Post, Brian A	M36 SFTL	11:33.49	162 Hines, Mary Anne	W59 WMST	12:45.00
46 Polito, Christine C	W31 OREG	10:40.00	102 Rietz, Heather	W48 ENSW	11:34.94	163 Tourtual, Dorothy M	W65 BUMS	12:48.26
47 Druz, Loren	M60 WCM	10:40.00	103 Capizzi, Stefanie	W29 ROSE	11:35.00	164 Hardy, Rog	M70 RICE	12:50.00
48 Popko, David A	M39 RAA	10:42.87	104 Myers, Ken A	M47 OREG	11:37.28	165 Latt, Mel J	W53 CVMM	13:00.00
49 Vaughn-Edmonds, Holly H	W54 OREG	10:43.00	105 Adams, Kari S	W50 LVM	11:37.36	166 Hatler, Neil	M46 OREG	13:00.00
50 Remmert, Greg A	M54 WCM	10:45.00	106 Cook, Amy M	W52 WCM	11:38.62	167 Goodman, Ann R	W57 OREG	13:01.51
51 Nelson, John P	M63 JAMM	10:45.07	107 Goldhammer, Kirsten A	W45 UC43	11:38.71	168 Hutchings, Dick	M75 NEM	13:02.53
52 Moore, Maki	W31 OREG	10:45.23	108 Dawson-Cook, Susan E	W53 ARIZ	11:39.02	169 Vogel, Michel	M40 SFTL	13:06.73
53 Penn, William J	M65 PSM	10:46.91	109 Bounds, Brandy S	W35 OREG	11:39.42	170 Hughes, Suzanne M	W50 ROSE	13:07.56
54 Irish Bostic, Linda	W53 PBM	10:48.28	110 Rivera, Evangeline N	W29 NTXL	11:41.24	171 Pinto, Harlan A	M59 MELO	13:11.92
55 Ditzler, Kristy	W52 TXLA	10:50.60	111 Saravia, Laura	W29 CRCE	11:41.36	172 Aimi, Victor A	M47 SFTL	13:12.66
56 Bennett, Ellen K	W53 SYSM	10:50.97	112 Goldschmidt, Claudia	W49 SYSM	11:42.56	173 Benjamin, Marcia S	W60 MEMO	13:13.26
			113 Sedgwick, Julie H	W47 WIM	11:44.00	174 Bailey, Conner	M70 AMS	13:15.45
			114 Price, Patricia L	W54 DAM	11:44.23	175 Near, Jim B	M61 PALM	13:17.00
			115 Gregory, Ellen D	W52 INDY	11:45.00	176 Strahan, Marlene Tina	W53 OREG	13:20.00
			116 Stickney, Bingham	M55 SDSM	11:45.00	177 Underbrink, Dan	M60 PSM	13:20.00
			117 Haris, Lee D	M62 TOC	11:45.00	178 Kilbourn, Laurie J	W49 OREG	13:30.00

skin slick

Continuous Spray Skin Lubricant



"Fuse Performance Technical Racing Suit
www.fnisinc.com"

CRAZY FAST ENTRIES INTO THE TIGHTEST OF TECH SUITS!!

info: www.sbrsportsinc.com / available at SwimOutlet.com **SBR**



Chlorine / Salt Water Removal Hair & Skin Care

complimentary TRISWIM
will be provided in the
locker room showers

TRAIN YOUR BEST. USE THE BEST. BE YOUR BEST.



Anti-Fog Cleaning Towelettes



good luck to all USMS swimmers

SBR info & store locations: www.sbrsportsinc.com

**2016 USMS Summer Nationals
Mt. Hood Community College
Meet Program - Friday, August 19, 2016**

#13 ... (Mixed 800 LC Meter Freestyle)

179	Pinto, Rebecca A	W61 MELO	13:30.25
180	McLachlan, Murray L	M75 MELO	13:30.50
181	Ragland, Elise H	W66 TTEX	13:30.94
182	Koenig, Mike	M65 UC48	13:36.82
183	Hudec, Jessica	W33 OREG	13:40.00
184	Albright, Susan A	W61 OREG	13:41.13
185	Montrella, Beverly J	W70 MVN	13:41.27
186	Hofmann, Jean M	W59 ARIZ	13:41.82
187	Kinugawa, Carla	W49 SFTL	13:43.39
188	Lyman, Carolyn B	W66 JCC	13:45.15
189	Rosenblat, Daniela	W41 SFTL	13:46.86
190	Bronson, Matthew F	M51 HMS	13:50.00
191	Carlson, John	M45 RMST	13:50.10
192	Hicks, Korrie	W37 MEMO	13:57.20
193	Tedrow, Allen R	M61 MCM	14:00.00
194	Trauber, Ami A	M77 SFTL	14:00.00
195	Kim, Gene B	M30 ROSE	14:00.01
196	Ness, Kerry	M47 PSM	14:16.26
197	Benjamin, David L	M67 MEMO	14:20.00
198	Patterson, Aida C	W55 KM	14:21.26
199	Gillies, Judy L	W68 ARIZ	14:29.09
200	Ferko, Christopher A	M59 ARIZ	14:30.01
201	Good, Larry A	M82 SLAM	14:35.35
202	Pohlmann, Mary M	W71 SLAM	14:35.72
203	Mack, Jaime K	W49 OREG	14:40.00
204	Cushman, Susan	W54 LVM	15:00.00
205	Tevis, Maggie H	W68 RHMS	15:00.46
206	Baldwin, Tricia A	W26 SKY	15:00.83
207	Singer, Shannon R	W46 PSM	15:06.00
208	Goldbas, Isabela C	W56 SFTL	15:14.84
209	Jackson, Adam	M29 ENSW	15:16.98
210	Frayne, Anne M	W62 DAS	15:43.47
211	DeMarco, Carolyn	W36 OREG	15:46.21
212	Callaway, Linda	W63 MOST	15:53.00
213	Beels, Kendall R	W44 RMST	15:54.55
214	Bragg, Robin	M56 OREG	15:58.66
215	Harrison, Elizabeth A	W42 OREG	16:00.00
216	Philipps, Frank J	M74 OREG	16:00.00
217	Buchan, Douglas T	M73 SFTL	16:00.00
218	Szeinfeld, Marcos	M71 SFTL	16:00.00
219	Johns, Margaret S	W62 TCAS	16:00.00
220	Ellis, Earl N	M80 OREG	16:10.00
221	Cook, Sally A	W55 ROSE	16:12.94
222	Pipkin, Ken	M72 NTXL	16:18.37
223	Norris, Robert F	M78 DAM	16:21.27
224	Volz, Kristin R	W43 SFTL	16:23.72
225	Eckert-Mason, Kathy	W59 OREG	17:00.00
226	Milner, Nancy J	W65 OREG	17:01.65
227	Katz, Jane	W73 AGUA	17:05.50
228	Mitchell, Tom	M83 SDSM	17:33.92
229	Vallandigham, Jett L	W70 MCM	17:50.00
230	Foges, John	M72 OREG	17:56.92
231	Merson, Nicole M	W45 ABM	17:57.48
232	Yoder, Margie E	W64 CMS	18:00.00
233	Aston, Edward G	M70 PBM	18:00.00
234	Sitter, Darby M	W73 OREG	18:05.20
235	Musk, Gail G	W59 SFTL	18:07.77
236	Grassman, Emily	W39 OREG	18:10.92
237	Kawabata, Geraldine L	W82 OREG	18:14.06

238	Baptista, Barbara O	W69 MAM	18:15.00
239	Bevier, Jack	M84 WENM	18:20.00
240	Dillon Stewart, Jane E	W74 WMAC	18:23.38
241	Chattaway, Michele J	W65 PBM	19:15.15
242	Smith, Melvin H	M73 BWAQ	19:25.00
243	Miller, Jan H	W73 SYSM	20:34.58
244	Speer, Bonnie B	W82 OREG	23:25.80
245	Kornfeld, Maurine E	W95 ROSE	24:39.12

#15 Women 50 LC Meter Breaststroke

Sponsor: Quality Inn Gresham Oregon

Lane	Name	Age	Team	Seed Time
Heat 1 of 25 Finals				
3	Emmrich, Evie M	86	WCM	2:00.00
4	Hirsch, Ann M	85	WCM	1:08.12
5	Sanddal, Charlotte E	94	MM	2:02.88
Heat 2 of 25 Finals				
1	Fasbender, Alice J	78	SMM	1:40.00
2	Jaffe, Kristin N	78	TAM	54.22
3	Leilich, Joann	77	WMST	49.09
4	Warren, Susan R	75	VCSS	1:01.88
5	Vallandigham, Jett L	70	MCM	1:13.80
6	Sitter, Darby M	73	OREG	1:04.00
7	Whiter, Peggy S	73	OREG	1:04.07
8	Hastings, Patricia B	81	MM	1:15.00
Heat 3 of 25 Finals				
1	Roark, Frances L	70	AMS	58.28
2	Dillon, Sally A	70	PSM	52.56
3	Webb, Linda	71	SFTL	50.50
4	Pierson, Ginger L	70	OREG	50.00
5	Kay, Rebecca L	70	OREG	50.50
6	Dickinson, Victoria F	71	KM	51.00
7	Frid, Barbara	74	OREG	56.00
8	Calnek-Morris, Sue C	73	OREG	1:01.00
Heat 4 of 25 Finals				
1	Riley-Hagan, Maggie	63	HIMA	1:22.00
2	Adkins-Narte, Heather D	62	PSM	1:04.20
3	Johns, Margaret S	62	TCAS	55.00
4	Harter, Kimberly A	60	HIMA	1:05.00
5	Coffeen, Linda A	65	OREG	1:08.89
6	Christenson, Candy J	69	WMAC	51.27
7	Ide, Hitomi	67	PSCM	52.16
Heat 5 of 25 Finals				
1	Waggoner, Gloria	69	KM	48.90
2	Boslego, Barbara E	65	VMST	47.40
3	Cattrall, Yvonne	68	VIC	47.10
4	Coellner, Deb S	65	WMST	43.98
5	Munger, Dot	65	NCMS	44.00
6	Gettling, Janet	68	OREG	47.23
7	Carson, June F	68	SYSM	47.52
8	Fitzpatrick, Maureen	65	PBM	49.36
Heat 6 of 25 Finals				
1	Smath, Meg	60	SKY	54.37
2	Cambra-Brungard, Jeanne	64	LOM	50.16
3	Steil, Tamara R	62	MICH	48.95
4	Sprouse, Cecily	60	DAM	47.51
5	Del Greco, Jane B	60	IM	47.93
6	Scovazzo, Mary L	61	TCAS	49.39
7	Baldwin, Patricia A	61	SKY	52.53
8	Myer, Cynthia J	63	O2	54.70

Heat 7 of 25 Finals

1	Finch, Merry B	62	YCMS	46.23
2	Gutierrez, Charlotte D	64	SBM	45.50
3	Chapman, Linda	60	PSM	42.50
4	Estel, Beth A	60	NEM	40.25
5	Rhodes, Avila	60	VIC	40.47
6	Ogier, Danielle	64	SDSM	44.97
7	Hartman, Christy S	63	SFTL	46.02
8	James, Katy	61	ARIZ	47.02

Heat 8 of 25 Finals

1	Hyland, Kim J	54	OREG	1:00.00
2	Miller, Ava M	50	UC55	52.00
3	Nelson, Carol L	50	KM	51.04
4	Eldridge, Audrey L	53	CMS	48.95
5	Mauer, Julie D	54	KM	50.00
6	Kavalauskas, Alita	53	JAMM	51.37
7	Dumouchel, Denise M	54	PSM	52.03
8	Matysek, Anna Lea	55	SYSM	1:05.00

Heat 9 of 25 Finals

1	Bennett, Kristin P	59	ROSE	52.46
2	Meyer, Kimberly H	58	CVMM	52.00
3	Wiley, Heather C	59	OREG	48.52
4	Rodriguez, Nancie	55	CTM	47.92
5	Fox, Christina M	56	OREG	48.50
6	Hummelstein, Jill	55	PSM	50.00
7	Marks, Karen J	57	SFTL	52.44
8	Redwine-Baker, Roxanne J	57	OREG	53.08

Heat 10 of 25 Finals

1	Clutter, Cynthia G	56	MMAC	47.21
2	De Groot-Hedlin, Catherine I	56	WIND	46.42
3	Feeley, Louise S	57	MELO	45.27
4	Campagna, Janice M	56	NCMS	44.90
5	George, Constance	56	TTEX	44.91
6	Gettelfinger, Cheryl M	59	INDY	45.64
7	Thomas, Ann B	56	SFTL	46.77
8	Lamoureux, Lori E	57	OREG	47.27

Heat 11 of 25 Finals

1	Siegel, Christine L	59	SDSM	43.56
2	Johnston, Blossom P	57	SAWS	43.04
3	Brightwell, Kim M	56	RMST	42.12
4	Wenzel, Chris	57	PBM	39.98
5	Dahl, Lisa A	55	PSM	41.50
6	Wheeler, Barbara C	59	TAM	43.00
7	Groselle, Laura L	56	SYSM	43.30
8	Vincent, Nancy C	57	OREG	43.92

Heat 12 of 25 Finals

1	McLean, Laura L	51	BWAQ	47.54
2	Matamoros, Marianela	51	CRCE	46.03
3	Schwartz, Lisa	53	IM	45.84
4	Tiedemann, Elizabeth B	53	ARM	45.46
5	Hecksel, Toni S	50	OREG	45.65
6	Russello, Stacey D	53	SNOW	46.02
7	Welty-Fick, Carolyn L	52	OREG	47.03
8	Crow, Joan A	52	DAM	48.71



Speedo and  are registered trademarks of and used under license from Speedo International Limited.

CULLEN JONES

RISE AND SWIM

SPEED SOCKET GOGGLE

SPEEDUSA.COM



U.S. MASTERS SWIMMING | Official Partner

**2016 USMS Summer Nationals
Mt. Hood Community College
Meet Program - Friday, August 19, 2016**

Heat 13 (#15 Women 50 LC Meter Breaststroke)

1	Lucco, Elizabeth D	50 PSM	45.06
2	Bork, Kathryn	50 OREG	44.34
3	Voss, Julie E	53 PSM	43.00
4	Dodd, Dina	53 NSMS	42.25
5	Godges, Arlette A	52 CVMM	42.80
6	Watkins, Elizabeth A	51 OREG	44.00
7	Gregory, Ellen D	52 INDY	45.00
8	Gonzalez, Ana Lucia	54 CRCE	45.20

Heat 14 of 25 Finals

1	Bulman, Robin A	51 SRM	40.74
2	Jurey, Mary K	50 TXLA	40.02
3	Weiderman, Jennifer	50 CVMM	39.44
4	Jacobson, Kendal R	50 TXLA	38.17
5	Tracy, Robin C	52 DKTA	38.20
6	Dawson-Cook, Susan E	53 ARIZ	39.47
7	Asch, Jill M	50 OREG	40.16
8	Considine-Miller, Ellen A	53 WMST	40.90

Heat 15 of 25 Finals

3	Mack, Jaime K	49 OREG	55.00
4	Kim, Nellis Y	46 BWAQ	45.78
5	Gonzalez, Shirlene A	47 OREG	50.32
6	Kilbourn, Laurie J	49 OREG	55.00

Heat 16 of 25 Finals

1	Khalil, Heidi G	45 ROSE	43.12
2	Wahab, Stephanie	48 OREG	41.06
3	Faure, Caroline E	48 SRIC	39.68
4	Blackburn, Lisa	45 SOFL	34.41
5	Simmons, Cheryl A	49 ROSE	39.61
6	Dombrowski, Andrea	49 SYSM	39.72
7	Ladd, Laura M	49 ENSW	41.19
8	Forest, Anna Marie	47 SDM	43.18

Heat 17 of 25 Finals

1	Parker, Amy P	40 ROSE	50.00
2	Chambers, Kate	41 ROSE	46.75
3	Hanson, Maren T	42 RIO	44.49
4	Rosenblat, Daniela	41 SFTL	44.28
5	Darling, Colleen M	42 WCM	44.48
6	Anderson, Teresa M	41 OREG	44.95
7	Bradley, Sarah	41 PSM	48.56
8	Colburn, Heather A	44 TCAS	57.00

Heat 18 of 25 Finals

1	Piggott, Emma	42 SDSM	43.84
2	Rogers, Sarah J	40 OREG	42.69
3	Campbell, Jennifer	41 MUMS	36.63
4	Glenn, Katie	40 STAN	33.33
5	Schaetz, Trina R	44 WMAC	35.46
6	Carnevale, Cecilia	42 CRCE	37.76
7	Monroe, Leslie B	42 CVMM	43.00
8	Howard, Elizabeth R	43 PSM	44.12

Heat 19 of 25 Finals

1	DeMarco, Carolyn	36 OREG	1:00.83
2	Clark, Molly K	35 OREG	54.00
3	Riedinger, Kelly A	37 UC37	44.10
4	Baxter, Tanya M	37 UC37	42.49
5	Childers, Lisa	37 SFTL	42.99
6	Gerlach, Suzanne R	37 OREG	44.13
7	Newburn, Lisa	35 TCAS	55.00
8	Grier, Cassi M	30 OREG	46.00

Heat 20 of 25 Finals

1	Gustafson, Aubree M	35 OREG	41.83
2	Carlson, Jennifer M	37 RMST	41.00
3	Metz, Amanda	36 OREG	40.22
4	Cox, Kristine A	38 OREG	39.78
5	Faith, Jennifer M	35 OREG	40.00
6	Anderson, Charis H	37 TXLA	40.96
7	Aron Bonebrake, Vanessa	36 SFTL	41.53
8	Barbosa, Tatiana B	37 SFTL	42.29

Heat 21 of 25 Finals

1	Yocum, Kari	39 PALM	38.93
2	Showell, Brianna E	37 OREG	37.45
3	Richards, Ericka L	38 WCM	36.19
4	Keiber, Casey M	39 CMS	35.55
5	Chance, Danielle R	35 SYSM	35.89
6	Liotta, Ashley M	37 PSCM	36.69
7	Ferries, Jenny	35 PSM	37.90
8	Ducore, Rebecca	36 OREG	39.55

Heat 22 of 25 Finals

1	DeCarlo, Melanie M	31 ARIZ	44.33
2	Dees, Jillian R	33 PSM	43.50
3	Twist, Christina L	30 ENSW	42.17
4	Blank, Abby	31 OREG	39.23
5	Shortt-Low, Caitlyn	30 OREG	42.07
6	Murphy, Siobhan C	30 SFTL	43.32
7	Winans, Amanda	33 PSM	43.71
8	Thorn, Tralee M	34 OREG	45.32

Heat 23 of 25 Finals

1	Buchanan, Jessica	30 SNM	38.13
2	Ballenger, Marie A	30 TOC	36.99
3	Bruce, Elizabeth	32 NASH	36.32
4	Carlson, Megan M	32 INDY	34.92
5	McGraw, Kathleen E	30 TOC	35.99
6	Young, Jillian T	30 PSCM	36.36
7	Horton, Christina	34 SFTL	37.84
8	Togias, Anna	31 ETOB	38.50

Heat 24 of 25 Finals

1	Saravia, Laura	29 CRCE	46.71
2	Sippel, Ashley	26 UC37	38.55
3	Munger, Anna R	26 NCMS	37.20
4	Kastes, Katie C	27 TOC	35.00
5	Olson, Christine A	26 TOC	36.00
6	Stacy, Jessica L	27 OREG	37.90
7	Brunton, Anna J	26 OREG	42.50

Heat 25 of 25 Finals

2	Suarez, Laura	22 CRCE	43.79
3	Arnold, Allison A	24 TOC	38.00
4	Taylor, Tori	24 ISWM	36.85
5	Kaba, Jesse L	21 OREG	37.29
6	Sharpe, Anna	24 KM	38.60
7	Courtney, Khaila K	20 BWAQ	59.16

#16 Men 50 LC Meter Breaststroke

Sponsor: Quality Inn Gresham Oregon

Lane	Name	Age	Team	Seed Time
------	------	-----	------	-----------

Heat 1 of 26 Finals

3	Cornell, John E	89 FACT	1:15.16
4	Manheim, Frank T	86 RMST	1:08.00
5	Hubbard, Donald J	89 SDSM	1:15.00

Heat 2 of 26 Finals

2	Urtasun, Raul C	83 AMSA	1:14.80
3	Wendel, Hans D	80 MESC	59.00
4	Fleming, Jack C	81 USF	48.17
5	Thayer, George D	80 OREG	58.00
6	Gorwitz, Nahum	80 SFTL	1:02.00
7	Jelinek, Don P	83 MM	1:20.11

Heat 3 of 26 Finals

1	Dyck, Mel	75 SAWS	51.46
2	Messineo, Doug	76 BDO	50.89
3	Nakata, Ronald K	77 OREG	49.50
4	Flores-Fiol, Oscar A	78 UC37	44.30
5	Jones, Ronald C	76 PSM	46.29
6	Zuur, James	76 TAM	50.06
7	Reid, Walt E	76 PSM	51.00

Heat 4 of 26 Finals

2	Parsons, Roger L	69 PBM	46.25
3	Wilson, Dennis J	68 TULS	44.15
4	Bruner, Alex	65 PBM	44.97
5	Foges, John	72 OREG	56.44
6	Pohlmann, John T	73 SLAM	48.00
7	Marcotte, Paul L	70 OREG	50.00

Heat 5 of 26 Finals

1	Alejandro, Richard	71 TAM	46.69
2	Stern, Tom K	71 FGST	44.80
3	Peterson, Steven B	70 PSM	39.60
4	Strand, Robert	70 SAWS	36.85
5	Powers, Matt G	70 TULS	38.70
6	Boak, Thomas D	73 WMST	43.50
7	Sawyer, Dennis L	72 PSM	44.82
8	Roark, Tim D	71 FGST	47.10

Heat 6 of 26 Finals

1	Roark, Roland S	68 AMS	44.09
2	McGregor, Cary D	66 MAM	42.72
3	Jolly, Robert	69 PAFR	41.50
4	Meyerhoff, Rick	69 TAM	40.00
5	White, Dennis C	69 OREG	40.00
6	Ide, Yutaka	69 PSCM	42.16
7	Alvarez, Russ R	65 UC37	43.60
8	Walker, Thomas W	69 PSM	44.11

Heat 7 of 26 Finals

1	Dougherty, Stephen P	65 SFTL	38.27
2	Walker, Rick B	66 SYSM	37.20
3	Stark, Allen L	67 OREG	35.99
4	Colella, Rick	65 PSM	34.13
5	Wright, Robert W	66 MOVY	34.95
6	Baker, John B	65 PSM	36.49
7	Moskovits, Alexander	67 TAM	38.00
8	Ryan, Gary J	67 HIMA	38.40

Heat 8 of 26 Finals

2	Tedrow, Allen R	61 MCM	45.44
3	Dolan, Dan J	61 SFTL	41.00
4	Dwight, Charles B	61 OREG	42.93
5	Greene, Skip	64 PSM	48.00
6	Carnevale, Gabriel	49 CRCE	51.91
7	Howett, Tim	55 CTM	48.00

2016 USMS Summer Nationals
Mt. Hood Community College
Meet Program - Friday, August 19, 2016

Heat 9 (#16 Men 50 LC Meter Breaststroke)			Heat 15 of 26 Finals			Heat 21 of 26 Finals					
1	Lee, Stanley H	60 YCMS	40.50	1	McCarthy, Darren M	50 OREG	36.83	1	Morrow, Ryan	36 OREG	1:07.51
2	Woodruff, David L	60 DAM	39.81	2	Wong, John	52 OAS	36.71	2	Tobler, Nathan	37 RIO	37.66
3	Templin, Philip John	62 SAWS	39.50	3	Thompson, Anthony G	52 MOVY	36.15	3	Oo, Aung Sann	35 ARIZ	37.06
4	Anderson, Robert L	61 PCCM	38.34	4	Bosselmann, Chip	54 PSM	35.70	4	Mester, Matthew J	37 MVN	35.46
5	Swenor, Gary D	62 NSMS	38.77	5	Thessin, Tyler	51 OREG	36.07	5	Strahota, Jeffrey R	36 UMAC	36.63
6	Mann, Steve A	64 OREG	39.50	6	Wall, Chris L	54 CVMM	36.70	6	Davis, Cory M	36 RMST	37.13
7	Dondi, Beda C	61 SFTL	39.93	7	Wan, Eric	50 OREG	36.75	7	Lizano, Juan	39 CRCE	38.11
8	Adcock, Richard P	61 PSM	40.50	8	Boosin, Michael J	50 CVMM	37.26	8	Yelin, Matt	27 OREG	36.86
Heat 10 of 26 Finals			Heat 16 of 26 Finals			Heat 22 of 26 Finals					
1	Cleland, Rick	62 SFTL	37.50	1	Fischer, Niel E	52 CHIC	35.00	1	Jimmison, Tyrone M	36 PSM	34.12
2	Consaul, James R	62 CAQM	37.00	2	Mench, Edward H	50 SYSM	34.60	2	Bermudez, Oscar I	38 COOG	33.32
3	Van Boer, Eric D	62 RHMS	36.00	3	Koehler, Doug J	50 CVMM	34.14	3	Durieux, Chad A	37 ROSE	33.18
4	Neville, Richard	60 FAST	33.77	4	Phillips, Daniel L	53 PSM	33.80	4	David, Emmanuel	36 CMS	31.52
5	Shead, Timothy M	64 SFTL	34.00	5	Jimenez, Carlos A	52 RICE	33.85	5	Rasmussen, Christian S	37 WCM	33.01
6	Von Hoffmann, Gerard	60 NOVA	36.00	6	Esko, Kevin L	50 PSM	34.53	6	Reynolds, Chris M	37 UC37	33.24
7	Toth, Dennis J	61 MICH	37.22	7	Simpson, Kris P	51 OREG	34.88	7	Ecklund, Tait C	35 ROSE	33.35
8	Keyser, Brian	60 1776	37.85	8	Meier, Eric R	52 OREG	35.69	8	Wintzer, Mathew C	36 KM	35.00
Heat 11 of 26 Finals			Heat 17 of 26 Finals			Heat 23 of 26 Finals					
1	Voeller, Jan	55 OREG	43.63	1	Martinez, Alirio J	49 SFTL	39.00	1	Dees, Joseph T	30 PSM	55.10
2	Hektner, Eric W	58 TVM	40.54	2	Maginnis, Ian R	49 OREG	38.00	2	Oloughlin, Jonathan	33 UMAC	40.00
3	Voll, Robert M	59 OREG	39.03	3	Kelly, Scott D	47 PSM	37.00	3	Keyes, Brett R	33 UC10	35.49
4	Osborn, Jeffrey L	55 UC10	38.70	4	Carmosino, Vince	46 PSM	36.10	4	Conroy, Chris	31 PSM	31.40
5	Pinto, Harlan A	59 MELO	38.85	5	Steenhuis, Harm-Jan	49 WST	36.68	5	Petrov, Mirko	33 ETOB	31.80
6	Robinson, Keith A	58 UC33	40.49	6	Castle, Matt	45 PSM	37.33	6	Cleary, Kevin H	33 OREG	36.91
7	Piper, Roman K	57 PSM	42.53	7	Sumner, David M	46 MVN	38.00	7	Song, James C	33 MEMO	40.98
8	Ohnstad, Bradley A	59 WMST	44.83	8	Fetchen, Doug	47 PALM	48.89	8	Packer, Christopher B	26 TOC	36.75
Heat 12 of 26 Finals			Heat 18 of 26 Finals			Heat 24 of 26 Finals					
1	Matysek, Jim	57 SYSM	36.94	1	Clydesdale, Bill	49 OREG	34.40	1	Yung, Cejih J	31 UMAC	31.00
2	Hamm, Michael L	59 KM	36.00	2	Doherty, Todd S	45 PSM	33.47	2	Vanderkaay, Christian	34 MICH	30.92
3	Reilly, Jeff M	55 1776	35.57	3	Doane, Michael P	46 UMAC	32.90	3	Shores, Kyle M	31 PSCM	30.00
4	Howell, Richard K	57 OREG	35.11	4	Baleka, Sipiwe K	45 MOVY	31.58	4	Yagi, Keisuke	30 UC52	29.50
5	Slowey, Michael J	59 PALM	35.55	5	Dreizler, Todd M	46 PSCM	32.49	5	Deery, Kyle B	32 SYSM	29.93
6	Malsbury, David B	55 VMST	35.95	6	Finney, Peter C	49 MAM	33.38	6	Drake, Kenton C	30 HIMA	30.00
7	Holmberg, Tom	58 IM	36.82	7	Waud, Timothy P	49 OREG	34.01	7	Gans, Egan	30 TOC	31.00
8	Louie, Jamie	59 CMS	37.61	8	Herrold, David H	47 TULS	34.91	8	Lentz, Graham M	32 TOC	31.21
Heat 13 of 26 Finals			Heat 19 of 26 Finals			Heat 25 of 26 Finals					
1	Brenner, Bill	58 SYSM	34.75	1	Lantry, Todd	41 OREG	38.04	1	Ganiyev, Doston	29 CMS	33.72
2	Baird, Jeff A	57 ARIZ	34.00	2	Palace, Mark	43 SYSM	36.98	2	Talmdage, Matthew S	27 TOC	32.77
3	Aubrey, Michael	55 SFTL	33.23	3	Shoenberger, Deacon G	42 TAM	36.77	3	Friend, Jay J	27 MMTT	32.41
4	Guthrie, David M	56 RICE	31.10	4	Conrad, Nathan E	40 WMAC	36.50	4	Materniak, Eric R	25 BERK	30.33
5	Panzarino, Stephen	55 SYSM	32.26	5	Muir, Scott	43 DAM	36.55	5	Asleson, Kris C	28 OREG	32.00
6	Scott, Greg C	57 CMS	33.47	6	Ray, Brennan	41 RIO	36.87	6	Koon, Nolan	26 TOC	32.49
7	Vargas, Daniel	56 ARIZ	34.40	7	Cox, Raymond F	41 SFTL	37.45	7	Rowan, Samuel N	25 TOC	33.25
8	Jackson, Robert L	56 PSM	35.00	8	SeEVERS, John L	41 SMST	45.00	8	Malasky, Martin E	28 TOC	35.90
Heat 14 of 26 Finals			Heat 20 of 26 Finals			Heat 26 of 26 Finals					
1	Bronson, Matthew F	51 HMS	50.75	1	Dunson, David B	44 NCMS	34.70	1	Dodd, Tyler	21 NSMS	46.00
2	Donahue, Matthew A	50 OREG	41.49	2	Pearson, Johnnie A	43 SYSM	33.03	2	Prasser, Mat A	24 MVN	36.00
3	Cleaver, Oliver	53 SAWS	38.60	3	Williams, Ryan D	43 SFTL	33.00	3	Guyler, Mark	24 SCSC	33.15
4	Blavatnik, Alex	52 SFTL	37.50	4	West, Steve	44 NOVA	29.73	4	Haan, Colby	23 MICH	35.69
5	Kahl, Steven E	54 CMS	38.01	5	Grote, Kurt	43 OREG	31.00	5	Vance, Alex N	23 UC55	40.00
6	Groth, Bruce D	53 TCAS	40.00	6	Rasmussen, John C	41 OREG	33.01				
7	Jauch, Peter	52 LVM	47.64	7	Aberle, Mickey	40 OREG	34.07				
8	Billion, Clayton M	26 SKY	38.46	8	Tait, David A	40 RIO	36.24				

#17 Women 200 LC Meter IM

Sponsor: Keith D. Peters D.M.D.

Name	Age	Team	Seed Time
1 Clapp, Marissa L	29	RICE	2:25.33
2 Blackburn, Lisa	45	SOFL	2:25.81
3 Crow, Vivian A	19	DAM	2:29.49
4 Lewis, Cynthia J	41	WIND	2:29.69
5 Prestinario, Amy N	26	WLAC	2:30.00

2016 USMS Summer Nationals
Mt. Hood Community College
Meet Program - Friday, August 19, 2016

#17 ... (Women 200 LC Meter IM)			#18 Men 200 LC Meter IM					
6	Poll, Claudia	44 CRCE 2:30.25	65	Liu, Sida	31 UC02 2:59.00	126	Mack, Jaime K	49 OREG 3:38.00
7	Young, Jillian T	30 PSCM 2:30.76	66	Bounds, Brandy S	35 OREG 2:59.56	127	Adler, Felicia M	54 WCM 3:38.00
8	Cenci, Erica R	33 PSM 2:31.68	67	Lauzon, Chantal H	43 NOVA 2:59.62	128	Gonzalez, Shirlene A	47 OREG 3:38.47
9	Murphy, Kathryn T	24 TOC 2:32.00	68	Froehlich, Kathryn	54 IM 2:59.85	129	Kassen, Elizabeth K	64 PSM 3:39.89
10	Carlson, Megan M	32 INDY 2:34.00	69	McCloskey, Cecilia D	66 SFTL 2:59.89	130	Kavalauskas, Alita	53 JAMM 3:40.00
11	Read, Haley L	25 TOC 2:34.00	70	Vaca, Laura R	63 ANV 3:00.00	131	Fox, Christina M	56 OREG 3:40.00
12	Marks, Jamie L	28 SFTL 2:34.66	71	Estel, Beth A	60 NEM 3:00.00	132	Kilbourn, Laurie J	49 OREG 3:40.00
13	Arnold, Allison A	24 TOC 2:35.00	72	Davis, Charlotte M	66 PSM 3:00.00	133	Gonzalez, Ana Lucia	54 CRCE 3:40.20
14	Olson, Christine A	26 TOC 2:35.00	73	Bergillos, Ara	34 SFTL 3:00.00	134	Barnea, Daniela	72 STAN 3:40.30
15	Richards, Ericka L	38 WCM 2:35.76	74	Coddington, Laura B	27 UC37 3:00.00	135	Hair, Margaret	61 LCN 3:41.61
16	McGraw, Kathleen E	30 TOC 2:35.99	75	Liotta, Ashley M	37 PSCM 3:00.07	136	Brooks, Sherry M Wendzel	56 MVN 3:45.07
17	Stacy, Jessica L	27 OREG 2:38.90	76	Ganze, Cathy	59 SDSM 3:01.38	137	Lyman, Carolyn B	66 JCC 3:45.15
18	Horton, Christina	34 SFTL 2:39.09	77	Wenzel, Chris	57 PBM 3:01.67	138	Stringer, Peggy L	65 MM 3:47.90
19	Moro, Erin C	38 PALM 2:39.82	78	Weiderman, Jennifer	50 CVMM 3:01.90	139	Boslego, Barbara E	65 VMST 3:48.43
20	Cohen, Cecy	42 CDI 2:40.00	79	Farinas, Jennifer R	44 PSM 3:02.00	140	Mymryk, Penny	69 RMSC 3:49.56
21	Mabee, Cindy	47 VIC 2:40.00	80	Wilson, Jamie W	50 PALM 3:02.21	141	Montrella, Beverly J	70 MVN 3:51.97
22	McIntyre, Shannon J	52 PSM 2:40.61	81	Turner, Lauren	24 ROSE 3:02.67	142	Ragland, Elise H	66 TTEX 3:53.80
23	Keeler, Susan E	38 WCM 2:40.84	82	Moffett, Erica L	47 SFTL 3:03.36	143	Leilich, Joann	77 WMST 3:55.00
24	Blank, Abby	31 OREG 2:41.61	83	Jinks, Allison L	33 PCST 3:04.08	144	Dumouchel, Denise M	54 PSM 3:55.07
25	Campbell, Jennifer	41 MUMS 2:42.13	84	Martell, Beth	44 OREG 3:05.10	145	Asleson, Elke M	64 OREG 3:58.00
26	Houck, Sarah	33 RAMC 2:42.24	85	Benedetto, Arianne L	35 OREG 3:05.48	146	Moure de Godoy, Elva	56 WMST 3:59.00
27	Ridge, Jennifer	48 MINN 2:42.79	86	Friedlander, Rebecca L	50 SNM 3:05.53	147	Strahan, Marlene Tina	53 OREG 4:00.00
28	Keiber, Casey M	39 CMS 2:44.00	87	Salton, Gillian G	48 OREG 3:05.96	148	Wright, Jill M	65 SAWS 4:02.32
29	Skinner, Sonja	40 OREG 2:44.00	88	Couch, Stephanie D	52 MELO 3:07.13	149	Patterson, Aida C	55 KM 4:04.54
30	Showell, Brianna E	37 OREG 2:44.38	89	Brown, Denise H	57 MICH 3:07.30	150	Speer, Pam	65 ARIZ 4:05.14
31	Carnevale, Cecilia	42 CRCE 2:45.23	90	O'Brien, Charlene A	60 WCM 3:07.74	151	Cook, Sally A	55 ROSE 4:10.00
32	Moorhead, Amy J	45 PSM 2:45.26	91	Framke, Erin C	43 CMS 3:07.77	152	Fitzpatrick, Maureen	65 PBM 4:12.00
33	McPherson, Chris A	49 ENSW 2:48.13	92	Kryka, Nancy	61 SYSM 3:07.98	153	Myer, Cynthia J	63 O2 4:15.89
34	Lavigna, Lauren C	27 PSCM 2:48.66	93	Winans, Amanda	33 PSM 3:08.32	154	Blair, Elizabeth A	41 SAM 4:20.00
35	Kaba, Jesse L	21 OREG 2:49.30	94	Hecksel, Toni S	50 OREG 3:08.84	155	Magee, Carolyn M	71 WENM 4:26.40
36	Simmons, Cheryl A	49 ROSE 2:49.55	95	Johnston, Blossom P	57 SAWS 3:09.24	156	Pierson, Ginger L	70 OREG 4:30.00
37	Holman, Mary E	30 CMS 2:49.83	96	Courtney, Zena H	57 BWAQ 3:09.50	157	Hill, Marcia M	72 WCM 4:30.00
38	Bilich, Bonnie M	58 SRVM 2:50.00	97	Pfingsraff, Joan L	62 MARY 3:09.65	158	Tomlinson-Macias, Melinda F	58 HMS 4:30.30
39	Polito, Christine C	31 OREG 2:50.75	98	Jaeger, Dawn	60 PSM 3:10.00	159	Sitter, Darby M	73 OREG 4:50.42
40	Ward, Lisa A	52 WCM 2:50.99	99	Howard, Elizabeth R	43 PSM 3:10.60	160	Katz, Jane	73 AGUA 4:55.50
41	Welting, Laureen K	51 TOC 2:51.00	100	Edwards, Bonnie B	44 OREG 3:11.00	161	Asta, Lisa M	51 WCM 4:57.00
42	Nelson, Sara Q	44 OREG 2:51.90	101	Piggott, Emma	42 SDSM 3:11.20	162	Hirsch, Ann M	85 WCM 5:09.81
43	Cleavenger, Becky	53 CVMM 2:51.94	102	Daubersmith, Britta M	51 OREG 3:11.60	163	Goulder, Alison	65 NEM 5:15.00
44	Caldwell, Cailee	27 OREG 2:52.00	103	Tyrrell, Laura	49 OREG 3:12.00	164	Varty, Eulah M	82 VIC 5:17.65
45	Schultz, Karen E	37 SBM 2:52.12	104	Caswell, MJ	55 OREG 3:12.90			
46	Gerhardt, Aurora R	19 OREG 2:52.40	105	Wheeler, Barbara C	59 TAM 3:14.00			
47	Carlson, Jennifer M	37 RMST 2:52.69	106	Stearns, Michelle	45 CVMM 3:14.97			
48	Jurey, Mary K	50 TXLA 2:52.90	107	Le Febre, Karen J	48 SNM 3:15.00			
49	Anderson, Charis H	37 TXLA 2:53.27	108	Stewart, Sandra	58 UC10 3:15.00			
50	Delmage, Arlene	54 OREG 2:53.30	109	Ducore, Rebecca	36 OREG 3:15.60			
51	Ferries, Jenny	35 PSM 2:54.21	110	Soule, Lisa	43 OAS 3:16.45			
52	Vazquez, Maria E	51 GAJA 2:55.00	111	Menozzi, Elizabeth	39 UC38 3:19.40			
53	Bunch, Brigid J	53 ARIZ 2:55.36	112	Ogier, Danielle	64 SDSM 3:19.91			
54	Walts, Merrie E	56 SRM 2:56.50	113	Takarabe, Nikki	50 CTM 3:20.26			
55	De Groot-Hedlin, Catherine I	56 WIND 2:56.61	114	English-Bazenas, Daphne R	48 SYSM 3:23.81			
56	Donohue, Lily E	26 OREG 2:56.66	115	Dodd, Suzanne R	55 CTM 3:24.27			
57	Schmidt, Olivia	23 OREG 2:57.44	116	Thayer, Marieke	55 SDSM 3:24.89			
58	Kiefer, Stacey L	38 OREG 2:57.58	117	Brewer, Aimee H	35 OREG 3:26.00			
59	Metz, Amanda	36 OREG 2:57.78	118	Goodman, Ann R	57 OREG 3:27.44			
60	Bennett, Ellen K	53 SYSM 2:58.03	119	Hudec, Jessica	33 OREG 3:28.26			
61	Jones, Eney	56 PBM 2:58.12	120	Gettelfinger, Cheryl M	59 INDY 3:28.67			
62	Lucco, Elizabeth D	50 PSM 2:58.40	121	Basaraba, Deni L	35 WCM 3:30.00			
63	Jackson, Maresa	37 OREG 2:58.68	122	Thorn, Tralee M	34 OREG 3:30.34			
64	Russell, Jane E	53 DAM 2:58.87	123	Russello, Stacey D	53 SNOW 3:32.07			
			124	Dees, Jillian R	33 PSM 3:33.38			
			125	Ready, Jodi R	45 OREG 3:33.86			

#18 Men 200 LC Meter IM
Sponsor: Keith D. Peters D.M.D.

Name	Age	Team	Seed Time
1 Heady, Gavin M	18	WMSC	2:02.76
2 Bezugliy, Alexander	31	MPNY	2:09.70
3 West, Steve	44	NOVA	2:14.00
4 Danner, Gregory M	35	FAIR	2:14.08
5 Materniak, Eric R	25	BERK	2:15.56
6 Sims, David E	54	IM	2:18.00
7 Casey, Aaron J	28	TOC	2:20.00
8 Vanderkaay, Christian	34	MICH	2:20.44
9 Acosta, Joel A	28	SFTL	2:20.49
10 Ecklund, Tait C	35	ROSE	2:20.84
11 Doherty, Kevin J	43	CMS	2:21.09
12 Polito, Chip	40	OREG	2:21.39
13 Colella, Rick	65	PSM	2:21.99
14 Blank, Nick H	27	KM	2:22.77
15 Baleka, Sipiwe K	45	MOVY	2:22.83
16 Dreitzler, Todd M	46	PSCM	2:24.00
17 Komissarov, Andrey A	56	SDSM	2:24.87
18 Jimenez, Ignacio	51	CMS	2:24.94

2016 USMS Summer Nationals
Mt. Hood Community College
Meet Program - Friday, August 19, 2016

#18 ... (Men 200 LC Meter IM)			78 Archer, Branch T	57 TXLA	2:41.92	139 Mann, Steve A	64 OREG	2:55.50
19 Maurer, Adrian B	33 CHIC	2:25.00	79 Diehl, Robert N	51 NVM	2:42.00	140 Voisard, Brian S	65 WIN	2:55.73
20 Guthrie, David M	56 RICE	2:28.00	80 Armour, Justin	31 ROSE	2:42.03	141 McAllister, Mark E	53 OREG	2:55.97
21 Oo, Aung Sann	35 ARIZ	2:28.15	81 Cutting, Steve	59 TVM	2:42.55	142 Waterson, Kevin	37 DAM	2:57.76
22 Doherty, Todd S	45 PSM	2:28.69	82 van Andel, Robbert	42 OREG	2:42.70	143 Green, Chip	56 PBM	2:58.00
23 Koehler, Doug J	50 CVMM	2:28.87	83 McCarty, David L	52 PSM	2:42.90	144 Templin, Philip John	62 SAWS	2:58.00
24 Jimenez, Carlos A	52 RICE	2:29.01	84 Herrold, David H	47 TULS	2:43.83	145 Reed, Ed	73 CTMS	2:59.71
25 Segarra, Rafael G	52 SFTL	2:29.01	85 Lantry, Todd	41 OREG	2:43.99	146 Stambaugh, Stephen E	61 1776	2:59.74
26 Scott, Greg C	57 CMS	2:29.31	86 Thompson, Anthony G	52 MOVY	2:44.12	147 Bernard, Alan D	67 TAM	2:59.99
27 Jaworski, Chip	46 SKY	2:29.40	87 Reilly, Jeff M	55 1776	2:44.40	148 Bowman, Scotty	22 OREG	3:00.00
28 Lysenko, Andrii V	43 NS	2:29.50	88 McAdam, Robert P	54 GS	2:44.45	149 Strand, Robert	70 SAWS	3:00.00
29 Monahan, Sean P	24 SFTL	2:29.85	89 Drake, Kevin W	60 HIMA	2:44.62	150 McPherson, Andrew M	69 DAM	3:00.50
30 Rubocki, John S	46 SAWS	2:29.87	90 Tujo, Christian F	45 OREG	2:44.92	151 Piette, Jeffrey T	61 PSM	3:02.00
31 Wood, Steve	56 SYSM	2:30.00	91 Allender, Patrick	58 OREG	2:45.00	152 Keyser, Brian	60 1776	3:03.26
32 Kertesz, Kristof	23 SFTL	2:30.11	92 Djang, Philipp A	62 SFTL	2:45.00	153 Yensen, Kermit D	63 OREG	3:04.06
33 Gordon, Graeme ST	37 EMSC	2:30.20	93 Krieger, Dima	50 UC14	2:45.00	154 Clemmons, Jim	66 MAM	3:04.50
34 David, Emmanuel	36 CMS	2:30.22	94 Collier, Scott J	62 AKMS	2:45.39	155 Keil, Mark A	63 NEM	3:04.80
35 Rowan, Samuel N	25 TOC	2:30.55	95 Rash, Taylor	25 OREG	2:45.42	156 Soelter, Peter M	60 CTM	3:05.00
36 Magnusson, Craig B	51 NHS	2:30.78	96 Sherman, Bill	58 MOVY	2:45.45	157 Schiemann, Steven A	54 O2	3:06.28
37 Nelson, Kirk	46 PSM	2:31.10	97 Cook, Andy	52 PALM	2:45.60	158 Freshley, Mike R	75 ROSE	3:06.58
38 Roper, Matthew D	35 DAM	2:31.17	98 Scott, Andrew	51 OREG	2:46.20	159 Laporte, Guillermo	37 CRCE	3:07.07
39 Pearson, Johnnie A	43 SYSM	2:31.56	99 Louie, Jamie	59 CMS	2:46.31	160 Adcock, Richard P	61 PSM	3:08.26
40 Finney, Peter C	49 MAM	2:32.04	100 Marks, Ronald L	58 SFTL	2:46.31	161 Lee, Stanley H	60 YCMS	3:08.70
41 Cedanio, Noel	36 SFTL	2:32.05	101 Meier, Eric R	52 OREG	2:46.57	162 Buckley, Mark	63 CVMM	3:09.05
42 Petrov, Mirko	33 ETOB	2:32.50	102 Blavatnik, Alex	52 SFTL	2:47.00	163 Thomasian, Aram G	31 RMST	3:10.00
43 Swick, John T	33 ARIZ	2:32.70	103 Patterson, Thomas J	39 1776	2:47.49	164 Penn, William J	65 PSM	3:10.03
44 Zhai, Eric	35 BCTM	2:33.00	104 Moore, John	54 NCMS	2:47.72	165 Eagle, Daniel	39 OREG	3:10.28
45 Karren, Kelly S	43 CVMM	2:33.38	105 Colburn, Christopher M	44 ABM	2:47.73	166 Peterson, Steven B	70 PSM	3:10.50
46 Docken, Steffen S	28 DAM	2:34.31	106 Wilson, Robert H	65 CAQM	2:47.82	167 Muthler, Stephen K	65 TPIT	3:13.00
47 Gunnell, Steve	46 MVN	2:34.31	107 Wintzer, Mathew C	36 KM	2:48.00	168 Dirksen, Mike	67 OREG	3:14.72
48 Stori, Mark D	51 SBM	2:35.00	108 Howard, John H	46 PSM	2:48.17	169 Durban, Lars R	59 PSM	3:15.00
49 Williams, Ryan D	43 SFTL	2:35.00	109 Muessig, Dirk	46 OREG	2:48.35	170 Dasch, Vern E	67 OREG	3:18.00
50 Peschel, Keith D	51 SMST	2:35.00	110 Dougherty, Stephen P	65 SFTL	2:48.37	171 Scheff, Jonathan	64 WIND	3:18.16
51 Reynolds, Chris M	37 UC37	2:35.50	111 Muir, Scott	43 DAM	2:48.44	172 Summers, Scott	49 EMSC	3:18.27
52 Clydesdale, Bill	49 OREG	2:36.35	112 Hartford, Doug	53 VIC	2:48.50	173 Stern, Tom K	71 FGST	3:18.90
53 Stultz, Todd W	56 SYSM	2:36.85	113 Percival, Scott A	37 MOST	2:48.68	174 Gleason, Steve L	65 PCAT	3:19.52
54 Adams, James A	39 HMS	2:37.39	114 DeWard, Robert C	42 PSM	2:48.70	175 Stout, Jon D	70 OREG	3:20.00
55 Jackwin, Eric L	27 SFTL	2:37.89	115 Mora, Eduardo	38 CRCE	2:49.00	176 Heather, Michael R	62 MVN	3:27.51
56 McAdam, Samuel T	51 DAM	2:38.02	116 Tomson, Farol L	45 GERM	2:49.20	177 Jolly, Robert	69 PAFR	3:30.00
57 Nootbaar, Tom T	53 WCM	2:38.04	117 Hagedorn, Chad F	44 PSM	2:49.69	178 Hardy, Rog	70 RICE	3:30.00
58 Roth, Matthew J	50 OREG	2:38.17	118 Maginnis, Ian R	49 OREG	2:50.00	179 Burns, Joel J	70 SFTL	3:30.77
59 Popko, David A	39 RAA	2:38.50	119 Nelson, Timothy D	51 OREG	2:50.00	180 Morrison, Jeffrey W	61 CMS	3:40.00
60 Koenig, Kit M	47 SFTL	2:38.60	120 Moore, Robert B	56 PSM	2:50.02	181 Monohon, Paul E	71 PSM	3:40.00
61 Aubrey, Michael	55 SFTL	2:38.64	121 Tobler, Nathan	37 RIO	2:50.28	182 Scovazzo, Vincent A	64 TCAS	3:40.00
62 Shead, Timothy M	64 SFTL	2:39.00	122 McCarthy, Darren M	50 OREG	2:50.45	183 Willert, Dan T	74 WIND	3:40.00
63 Borton, Dan	48 ROSE	2:39.35	123 Konetzki, Alexander	35 IM	2:50.79	184 Roark, Roland S	68 AMS	3:41.56
64 Anderson, Joseph M	31 MINN	2:39.57	124 Baker, John B	65 PSM	2:51.68	185 Bailey, Conner	70 AMS	3:42.44
65 LeClair, David W	49 HAFI	2:39.99	125 Childs, Lee	68 PBM	2:52.00	186 Carey, George L	74 UC33	3:42.89
66 Faria, Jose J	50 GSM	2:40.00	126 Dondi, Beda C	61 SFTL	2:52.00	187 Nakata, Ronald K	77 OREG	3:45.79
67 Seibt, Andreas K	58 IM	2:40.00	127 Haynie, Carl	56 PSM	2:52.31	188 Sawyer, Dennis L	72 PSM	3:46.07
68 Murphy, Matthew M	32 NAMI	2:40.00	128 Washburne, Brent C	55 OREG	2:52.93	189 Garces, Eudean D	42 RPM	3:50.00
69 Von Hoffmann, Gerard	60 NOVA	2:40.00	129 Howell, Richard K	57 OREG	2:53.27	190 Good, Larry A	82 SLAM	3:50.50
70 Hannula, Dave	62 PSM	2:40.00	130 Taylor, Ron A	56 RPM	2:53.67	191 Bronson, Matthew F	51 HMS	3:54.01
71 Castro, Daniel	25 ROSE	2:40.00	131 Ireland, Bill	57 SCAQ	2:54.44	192 Slawson, Dick M	80 OREG	3:56.09
72 Graham, Donald	62 PSM	2:40.07	132 Osborn, Jeffrey L	55 UC10	2:54.50	193 Messineo, Doug	76 BDO	3:59.16
73 Groselle, Jack R	62 SYSM	2:40.64	133 Voll, Robert M	59 OREG	2:54.76	194 Glass, Mark W	42 NTXL	4:00.00
74 Breuer, Sam	30 OREG	2:41.00	134 Hamm, Michael L	59 KM	2:55.00	195 Peterson, Dick A	79 PSM	4:00.00
75 Hageman, Mark	54 OREG	2:41.25	135 Boone, Lou	55 OREG	2:55.00	196 Zamon, Frederick J	74 GMUP	4:05.00
76 Valley, Eric	55 MOVY	2:41.35	136 Ravel, Rick	66 TTEX	2:55.00	197 Fasbender, Barry A	79 SMM	4:06.40
77 Palma, Rodolfo	39 OREG	2:41.56	137 Couch, Bob E	69 SYSM	2:55.31	198 Dyck, Mel	75 SAWS	4:15.00
			138 Amick, Jim	55 RIDG	2:55.39	199 Berghaus, Peter P	75 OREG	4:26.02

**2016 USMS Summer Nationals
Mt. Hood Community College
Meet Program - Friday, August 19, 2016**

#18 ... (Men 200 LC Meter IM)

200	Kozloff, Charles	73 OREG	4:30.00
201	Feldman, Michael H	58 LVM	4:34.80
202	Mitchell, Tom	83 SDSM	5:05.90
203	Goode, Douglas J	77 ROSE	5:09.00
204	Walker, Thomas W	69 PSM	5:15.00
205	Grohe, William E	83 USF	7:25.45



AUTUMN GOODIES: USMS HOODIES

PLUS NEW FALL '16 USMS GEAR

GET 10% OFF ALL USMS GEAR!
Use Promo Code **USMS10%OFF**



Shop more USMS products at:
www.swimoutlet.com/US-Masters-Swimming/

Day 4 – Saturday, August 20, 2016

Warm-up

6:30 a.m.–7:20 a.m.

Check-in Deadline for Day 4

The following are positive check-in events. Check-in may be done in person at the registration area or online at usms.org.

Sat., August 20	400 freestyle	7:00 a.m.
	200 butterfly	7:00 a.m.

PLEASE NOTE:

If you do not check in by the deadline, you will not be seeded; there are no exceptions.

Meet Start Time

7:30 a.m.

Women	Event	Men
21	400 freestyle (mixed)	22
30-minute warm-up in competition pool		
23	50 freestyle	24
25	200 butterfly	26
27	100 backstroke	28
29	200 mixed freestyle relay	29
30	200 mixed medley relay	30

Entry Deadline for Day 5 (Sunday) Relays

Relays must be turned in at the relay desk.

Sat., August 20	200 medley relay	3:00 p.m.
------------------------	-------------------------	------------------

2016 USMS Summer Nationals
Mt. Hood Community College
Meet Program - Saturday, August 20, 2016

#21 Mixed 400 LC Meter Freestyle

Sponsor: Serious Equipment by S.R. Smith

Dan Jorgensen & S.R. Smith

Name	Age	Team	Seed	Time
1 Seaver, Alexander	M21	SYSM		4:11.14
2 Bezugliy, Alexander	M31	MPNY		4:13.90
3 Unruh, Steven L	M50	NITR		4:24.18
4 Casey, Aaron J	M28	TOC		4:25.00
5 Anderson, Joseph M	M31	MINN		4:25.40
6 Donahue, Richard H	M30	NIKE		4:30.00
7 Dickson, Kurt F	M49	ARIZ		4:30.39
8 Ortiz, Juan A	M29	UC38		4:30.88
9 Nygren, Mats O	M50	PSM		4:32.00
10 Eckert, Jonathan	M30	SYSM		4:33.99
11 Prestinario, Amy N	W26	WLAC		4:34.00
12 Scheck, Joshua B	M20	PSM		4:34.07
13 Nelson, Kirk	M46	PSM		4:34.10
14 Arnold, Allison A	W24	TOC		4:35.00
15 Mendenhall, Kevin C	M33	WCM		4:35.90
16 Self, Mike	M46	OREG		4:36.33
17 Glenn, Katie	W40	STAN		4:39.25
18 Bicek, Adrienne L	W25	IM		4:39.99
19 Acosta, Joel A	M28	SFTL		4:40.00
20 Poll, Claudia	W44	CRCE		4:40.10
21 Sullivan, Scot A	M50	OREG		4:41.47
22 Doherty, Kevin J	M43	CMS		4:41.61
23 Monahan, Sean P	M24	SFTL		4:42.07
24 Raze, Kyle C	M23	DUCK		4:43.78
25 Albino, Jorge E	M41	SYSM		4:44.00
26 Gunnell, Steve	M46	MVN		4:45.10
27 Bennett, Dennis	M50	IAMA		4:45.61
28 Malik, Michael J	M35	PALM		4:45.81
29 Cohen, Cecy	W42	CDI		4:46.00
30 Bonus, Ted	M28	OREG		4:46.02
31 Tadla, Jarek	M44	SFTL		4:46.17
32 Holman, Sara E	W30	CMS		4:46.29
33 Smith, David J	M29	CMS		4:47.36
34 Holman, Mary E	W30	CMS		4:47.89
35 Rutledge, Mike	M46	GRAN		4:48.00
36 Miller, Matt	M39	OREG		4:49.44
37 Jones, Kenton R	M49	SDSM		4:49.99
38 Cox, Allison L	W32	PSM		4:50.00
39 Nalli, Lyle A	M56	PSM		4:50.00
40 Murphy, Kathryn T	W24	TOC		4:50.00
41 Kondratev, Juri P	M38	VMS		4:50.00
42 Alfaro, Javier	M51	CRCE		4:50.10
43 Segarra, Rafael G	M52	SFTL		4:51.12
44 Edde, Matthew L	M27	BWAQ		4:52.51
45 Jackwin, Eric L	M27	SFTL		4:52.63
46 Williams, Melinda B	W35	NEM		4:52.78
47 Hatch, Eric	M42	SNM		4:53.54
48 Batchelder, John R	M35	CMS		4:53.99
49 Melina, Emily R	W36	OREG		4:54.08
50 Whitney, Ashley A	W37	NASH		4:55.00
51 Frost, Mark	M49	OREG		4:55.00
52 Passos, Andre	M43	ROSE		4:55.01
53 Valley, Eric	M55	MOVY		4:55.32
54 Read, Haley L	W25	TOC		4:55.99
55 Garcia Carranza, Jaime	M52	SFTL		4:56.30
56 Lapinskas, Christina	W31	ISWM		4:56.49
57 Giovanni, Melissa K	W37	LVM		4:57.00
58 Magnusson, Craig B	M51	NHS		4:57.56
59 Reid, Jennifer	W33	VIC		4:58.23
60 Jelen, Doug	M43	PSM		4:59.12
61 Moore, Maki	W31	OREG		4:59.16
62 Jones, Eney	W56	PBM		4:59.23
63 Cook, Andy	M52	PALM		4:59.50
64 Stahl, Stephen A	M51	WCM		4:59.59
65 Durieux, Chad A	M37	ROSE		4:59.67
66 Johnston, Mark A	M56	FLOW		4:59.93
67 McIntyre, Shannon J	W52	PSM		4:59.96
68 Anderson, Sydney E	W24	PSM		4:59.98
69 McGraw, Kathleen E	W30	TOC		4:59.99
70 Colalillo, Anthony	M27	CHRM		5:00.00
71 Jenne, Helen K	W25	DUCK		5:00.00
72 LeClair, David W	M49	HAFL		5:00.00
73 Seibt, Andreas K	M58	IM		5:00.00
74 Thomas, Michael R	M24	TAM		5:00.16
75 Marceau, Matthew A	M34	OREG		5:00.81
76 Lewis, Mike J	M51	WIND		5:01.01
77 Walker, Rick B	M66	SYSM		5:01.08
78 Oloughlin, Jonathan	M33	UMAC		5:01.33
79 Hathaway, David	M56	OREG		5:01.87
80 Allen, Robbie E	M51	VCM		5:02.26
81 Cutting, Steve	M59	TVM		5:02.61
82 Stipe, Mikkel-Ane	W23	TOC		5:02.99
83 Schultz, Karen E	W37	SBM		5:03.33
84 Ferrel, Amelia M	W29	PSM		5:04.00
85 Ogrady, Kim C	W55	ROSE		5:04.21
86 Braggin, Jacquelyn E	W30	PSM		5:04.82
87 Modjeska, Mark E	M63	ARIZ		5:04.87
88 Brenner, Bill	M58	SYSM		5:05.00
89 O'Brien, Kerry L	M59	WCM		5:05.00
90 Burleson, David O	M59	OREG		5:05.05
91 Ridge, Jennifer	W48	MINN		5:05.10
92 Drake, Kevin W	M60	HIMA		5:05.33
93 Richardson, Erik R	M28	SFTL		5:05.50
94 Mora, Eduardo	M38	CRCE		5:05.73
95 Parker Palace, Kelly	W55	VMST		5:05.78
96 Crusco, Kysa M	W40	NEM		5:05.87
97 Ella, Ellen	W38	PSM		5:07.34
98 Adams, James A	M39	HMS		5:07.39
99 Smith, Richard C	M51	AMS		5:08.17
100 Collier, Scott J	M62	AKMS		5:08.44
101 Koenig, Kit M	M47	SFTL		5:08.75
102 Duus, Gabe G	M46	OREG		5:10.00
103 Abells, Joel	M30	VIC		5:10.10
104 O'Hern, David C	M33	PSM		5:10.39
105 Nelson, Sara Q	W44	OREG		5:10.43
106 Maynard, Lisa D	W47	ARIZ		5:10.48
107 Hildebrand, Dawn L	W35	SLAM		5:10.75
108 van Andel, Robbert	M42	OREG		5:11.10
109 Nelson, Timothy D	M51	OREG		5:11.11
110 Penn, William J	M65	PSM		5:11.84
111 Irish Bostic, Linda	W53	PBM		5:11.90
112 Kirkland, Dan L	M68	PSM		5:12.06
113 LeClair, Dale A	W47	HAFL		5:13.00
114 Mohn, Jennifer L	W25	DAM		5:13.06
115 Scott, Andrew	M51	OREG		5:13.95
116 Durban, Lars R	M59	PSM		5:15.00
117 Bernal, Alison	W32	SBM		5:15.00
118 Goler, Jonathan A	M36	SFTL		5:15.00
119 Welting, Laureen K	W51	TOC		5:15.00
120 Remmert, Greg A	M54	WCM		5:15.00
121 Hung, Maria E	W56	SFTL		5:15.15
122 Lucco, Elizabeth D	W50	PSM		5:15.20
123 Moore, John	M54	NCMS		5:15.56
124 Hagedorn, Chad F	M44	PSM		5:15.69
125 Baker, John B	M65	PSM		5:17.32
126 Bolaños, Federico	M50	CRCE		5:17.98
127 Denison, Stephanie	W46	SMST		5:18.42
128 Watkins, Elizabeth A	W51	OREG		5:18.53
129 Couch, Bob E	M69	SYSM		5:18.65
130 Sylvester, Eryn A	W23	VIC		5:19.10
131 Koehler, Deanna C	W47	CVMM		5:19.40
132 Doyle, Michael B	M52	NTXL		5:19.43
133 Oliva, Tomas	M54	OREG		5:20.00
134 Pettit, Jayette R	W49	OREG		5:20.00
135 Martinez, Alirio J	M49	SFTL		5:20.00
136 Caldwell, Cailee	W27	OREG		5:20.03
137 Nelson, John P	M63	JAMM		5:20.05
138 Bennett, Ellen K	W53	SYSM		5:20.31
139 Simmons, Cheryl A	W49	ROSE		5:20.39
140 Vazquez, Maria E	W51	GAJA		5:20.54
141 Cox, Kristine A	W38	OREG		5:20.78
142 Caddel, Jinxi	W46	OREG		5:21.86
143 Laporte, Guillermo	M37	CRCE		5:21.94
144 Beeger, Elise J	W32	OREG		5:22.33
145 Lantry, Todd	M41	OREG		5:22.56
146 McRae, Michelle	W41	PSM		5:23.07
147 Young, Robert A	M52	MINN		5:23.66
148 Pro, Bryan M	M38	DAM		5:24.87
149 Ames, Eddie	M47	PBM		5:24.97
150 White, James D	M58	OREG		5:25.00
151 McAllister, Mark E	M53	OREG		5:25.50
152 Gregory, Ellen D	W52	INDY		5:25.65
153 Piette, Jeffrey T	M61	PSM		5:26.00
154 Grilli, Tracy L	W59	NEM		5:26.24
155 Childers, Casey	M38	SFTL		5:26.99
156 Rogers, Thomas A	M40	MVN		5:27.32
157 Voisard, Brian S	M65	WIN		5:27.54
158 Phillips, Sue	W52	OREG		5:28.02
159 Thomas, Isaac J	M36	BWAQ		5:28.52
160 Brown, Denise H	W57	MICH		5:28.82
161 Singleton, Amanda L	W27	SFTL		5:29.13
162 Jarvis, Scott S	M58	UC44		5:29.20
163 Reimer, Shelley B	W47	PSM		5:29.77
164 Glenn, Tim P	M60	STAN		5:29.80
165 Schwartz, Marvin B	M68	ARKM		5:30.00
166 Cozadd, Erik N	M37	ETEX		5:30.00
167 Reeves, Tessa L	W38	OREG		5:30.00
168 Dondi, Beda C	M61	SFTL		5:30.00
169 Hercher, Heinz	M60	TCC		5:30.00
170 Corporon, Nicole A	W32	CON		5:30.06
171 Quiggin, David	M72	PBM		5:30.56
172 Crooks, Alex	M41	OREG		5:30.58
173 Bathey, Tony E	M53	WIND		5:31.97
174 Green, Chip	M56	PBM		5:32.00
175 Pendleton, Mike L	M64	SKY		5:32.15
176 Price, Patricia L	W54	DAM		5:32.23
177 Sheahan, Dan	M59	VMST		5:32.65
178 Durban, Eric	M61	BWAQ		5:33.48

2016 USMS Summer Nationals
Mt. Hood Community College
Meet Program - Saturday, August 20, 2016

#21 ... (Mixed 400 LC Meter Freestyle)							
179	Armstrong, Mary C	W49 PSM	5:34.22	238	Benedict, Anita	W53 HEAT	5:52.22
180	Phipps, Tom	M63 OREG	5:34.56	239	Jajewski, Suzy	W41 OREG	5:52.50
181	Rood, Jenny	W31 NEM	5:34.68	240	Howland, Heather A	W36 IM	5:53.00
182	Munger, Dot	W65 NCMS	5:34.70	241	Dolan LaMar, Diana	W59 SDSM	5:53.90
183	Thomasian, Aram G	M31 RMST	5:35.00	242	Dau, Janice A	W54 CMS	5:54.01
184	Miller, Lindsay	W24 OREG	5:35.65	243	Goodlin, Tom	M57 PSM	5:55.55
185	Saravia, Laura	W29 CRCE	5:35.70	244	Stewart, Sandra	W58 UC10	5:56.00
186	Reed, Ed	M73 CTMS	5:35.74	245	Adcock, Richard P	M61 PSM	5:56.03
187	Murphy, Siobhan C	W30 SFTL	5:35.80	246	Simons, Linda J	W51 CTM	5:57.00
188	Carmichael, Rod	M65 VIC	5:36.30	247	Thayer, Marieke	W55 SDSM	5:59.37
189	Lassen, Megan M	W46 SFTL	5:36.52	248	Soule, Lisa	W43 OAS	5:59.93
190	Keyes, Brett R	M33 UC10	5:37.48	249	Boak, Carolyn	W71 WMST	5:59.99
191	Jinks, Allison L	W33 PCST	5:38.26	250	Hardy, Rog	M70 RICE	6:00.00
192	Lippold, Mary B	W60 PSM	5:38.75	251	Bergillos, Ara	W34 SFTL	6:00.00
193	Karlin, Olivia	W52 WH2O	5:38.89	252	Hektner, Eric W	M58 TVM	6:00.03
194	Cook, Amy M	W52 WCM	5:39.00	253	Finch, Merry B	W62 YCMS	6:00.12
195	Adams, Kari S	W50 LVM	5:39.20	254	Bounds, Brandy S	W35 OREG	6:00.28
196	Miller, Janelle E	W53 OREG	5:39.33	255	Stretch, James J	M65 PSM	6:01.26
197	Scheff, Jonathan	M64 WIND	5:39.34	256	Wegner, Karin M	W44 LVM	6:01.78
198	Clemmons, Jim	M66 MAM	5:39.50	257	Hines, Mary Anne	W59 WMST	6:02.41
199	Eaton, Heather G	W43 L4S	5:40.00	258	Carlton, Brian L	M66 PSM	6:02.52
200	Stickney, Bingham	M55 SDSM	5:40.00	259	Lodzinski, Larissa	W49 OREG	6:02.53
201	Westmacott, Lauren	W37 VIC	5:40.00	260	Cerny, William	M68 UTAH	6:02.55
202	Sedgwick, Julie H	W47 WIM	5:40.00	261	Willert, Dan T	M74 WIND	6:05.00
203	Smith, Katy	W35 PSM	5:40.51	262	Lickwala, Holly	W40 UC36	6:09.49
204	Goodpastor, Sarah K	W18 OREG	5:40.64	263	Kryka, Nancy	W61 SYSM	6:10.00
205	Schmidt, Olivia	W23 OREG	5:40.65	264	O'Neil, Jeremy	M41 AKMS	6:12.47
206	Goldhammer, Kirsten A	W45 UC43	5:40.76	265	Menard, Joanne	W68 MMAC	6:13.07
207	Adelman, Marcie	W50 OREG	5:40.83	266	Yensen, Kermit D	M63 OREG	6:13.15
208	Doctor, Sydney M	W36 SKY	5:40.99	267	Near, Jim B	M61 PALM	6:14.00
209	Aakhus, Gregory P	M66 SFTL	5:41.30	268	Odonnell, Meghan	W33 ROSE	6:14.92
210	Twist, Christina L	W30 ENSW	5:41.60	269	Kehoe, Bob	M70 OREG	6:15.92
211	Gold, Susan	W56 ROSE	5:42.00	270	Summers, Jeanna	W62 OREG	6:18.50
212	Regan Koppelberger, Tammy	W44 PSM	5:42.10	271	Hutchings, Dick	M75 NEM	6:19.20
213	Dawson-Cook, Susan E	W53 ARIZ	5:42.30	272	Benjamin, Marcia S	W60 MEMO	6:19.39
214	Edwards, Bonnie B	W44 OREG	5:42.81	273	Dugas, Heather C	W43 PDX	6:20.45
215	Myers, Ken A	M47 OREG	5:43.10	274	Phalen, Jennifer R	W52 DAM	6:20.81
216	Dornan, Gwen	W53 USF	5:43.14	275	Donahoe, Sheila	W51 OREG	6:23.00
217	Flessert, Amy M	W32 NORT	5:44.00	276	Kramer, Laura L	W47 OREG	6:23.00
218	Larson, Allen J	M63 OREG	5:44.07	277	Carson, June F	W68 SYSM	6:25.33
219	Soelter, Peter M	M60 CTM	5:45.00	278	McLachlan, Murray L	M75 MELO	6:25.80
220	Sherrill, Mike	M67 HNAQ	5:45.00	279	Del Greco, Jane B	W60 IM	6:27.63
221	Tyrrell, Laura	W49 OREG	5:45.00	280	Shoenberger, Linda R	W69 TAM	6:31.72
222	McColly, Michael	M71 PSM	5:45.00	281	Bailey, Conner	M70 AMS	6:34.55
223	Couch, Stephanie D	W52 MELO	5:45.08	282	Hollingsworth, Lori L	W61 OREG	6:34.56
224	Vogel, Michel	M40 SFTL	5:45.33	283	Ragland, Elise H	W66 TTEX	6:37.05
225	Sondgroth, Tracey A	W44 MELO	5:45.45	284	Carey, George L	M74 UC33	6:37.72
226	Lodwig, Keefe L	M73 PBM	5:45.85	285	Cushman, Susan	W54 LVM	6:39.00
227	Shepherd, Bridget E	W22 DUCK	5:46.04	286	Hughes, Suzanne M	W50 ROSE	6:39.50
228	Suarez, Laura	W22 CRCE	5:46.49	287	Phillips, Frank J	M74 OREG	6:40.00
229	Johnson, Steve M	M68 OREG	5:47.40	288	Trauber, Ami A	M77 SFTL	6:40.00
230	Haris, Lee D	M62 TOC	5:48.00	289	Lyman, Carolyn B	W66 JCC	6:40.15
231	Needham, Jerry M	M60 UC37	5:48.00	290	Longridge, Julee S	W45 PSM	6:41.52
232	Brenes, Marco	M45 CRCE	5:48.03	291	Rosenblat, Daniela	W41 SFTL	6:41.99
233	Wren, Mark B	M58 OREG	5:48.36	292	Radcliff, David A	M82 OREG	6:42.21
234	Bulman, Robin A	W51 SRM	5:49.73	293	Ogden, Pamela C	W59 MINN	6:43.22
235	Gutierrez, Charlotte D	W64 SBM	5:50.00	294	Ness, Kerry	M47 PSM	6:44.20
236	Hooe, Donna L	W54 GAJA	5:51.34	295	Carew, Michael P	M67 OREG	6:44.56
237	Keen, John M	M53 COOG	5:51.55	296	Woikey, Ingrid	W27 KAMS	6:44.75
				297	Apple, Holly S	W52 MM	6:45.00
				298	Dees, Jillian R	W33 PSM	6:45.17
				299	Ventura, Rosa V	W69 SFTL	6:45.33
				300	Mymryk, Penny	W69 RMSC	6:48.51
				301	Gonzalez, Shirlene A	W47 OREG	6:49.75
				302	Hensley, Julie C	W58 OREG	6:50.00
				303	Thompson, Jennifer	W49 OREG	6:50.00
				304	Hunt, Andrea M	W68 PSM	6:50.00
				305	Hofmann, Jean M	W59 ARIZ	6:52.83
				306	Callahan, Amanda	W34 OREG	6:55.69
				307	Binder, Lauren	W69 OREG	6:57.82
				308	Goldbas, Mervyn E	M74 SFTL	6:58.07
				309	Le Febre, Karen J	W48 SNM	7:00.00
				310	Johnston, Graham M	M85 MOST	7:03.07
				311	Jackson, Adam	M29 ENSW	7:09.32
				312	Christenson, Candy J	W69 WMAC	7:10.97
				313	Ferko, Christopher A	M59 ARIZ	7:14.41
				314	Hicks, Korrie	W37 MEMO	7:15.30
				315	Reid, Colleen G	W67 HIMA	7:15.32
				316	Coholan, Annette M	W68 RHMS	7:15.44
				317	Gillies, Judy L	W68 ARIZ	7:19.29
				318	Singer, Shannon R	W46 PSM	7:21.00
				319	Szeinfeld, Marcos	M71 SFTL	7:23.02
				320	Ridout, Nancy J	W74 TAM	7:25.55
				321	Beels, Kendall R	W44 RMST	7:29.15
				322	Spence, John L	M75 OREG	7:30.00
				323	Niles, Dennis J	M71 PSM	7:30.00
				324	Goldbas, Isabela C	W56 SFTL	7:30.00
				325	Leilich, Joann	W77 WMST	7:30.00
				326	Moure de Godoy, Elva	W56 WMST	7:30.00
				327	Bragg, Robin	M56 OREG	7:34.45
				328	Monahan, Richard S	M75 METR	7:37.01
				329	Frayne, Anne M	W62 DAS	7:47.14
				330	Norris, Robert F	M78 DAM	7:47.71
				331	Callaway, Linda	W63 MOST	7:50.00
				332	Noflke, Wendy	W43 BWAQ	8:00.00
				333	Ellis, Earl N	M80 OREG	8:00.00
				334	Harrison, Elizabeth A	W42 OREG	8:00.00
				335	Grisso, Carol A	W72 PSM	8:00.00
				336	Garces, Eudean D	M42 RPM	8:00.00
				337	Buchan, Douglas T	M73 SFTL	8:00.00
				338	Beach, Robert E	M86 SPM	8:00.00
				339	Schneider, Mary P	W64 WMAC	8:04.67
				340	Munn, Susan L	W78 DAM	8:11.38
				341	Nichols, A Jane	W75 OREG	8:20.00
				342	Bevier, Jack	M84 WENM	8:22.00
				343	Musk, Gail G	W59 SFTL	8:22.77
				344	Smath, Meg	W60 SKY	8:24.85
				345	Yoder, Margie E	W64 CMS	8:30.00
				346	Ensign, Jeanne	W70 MM	8:30.00
				347	Milner, Nancy J	W65 OREG	8:30.65
				348	Mitchell, Tom	M83 SDSM	8:32.25
				349	Baptista, Barbara O	W69 MAM	8:45.72
				350	Helm, Charlie	M60 OREG	8:48.50
				351	Matamoros, Marianela	W51 CRCE	8:48.71
				352	Dillon Stewart, Jane E	W74 WMAC	8:52.40
				353	Kawabata, Geraldine L	W82 OREG	8:57.77
				354	Drobner, Sherwin	M83 SFTL	9:03.99
				355	Henderson, Martha J	W80 FACT	9:16.17
				356	Smith, Melvin H	M73 BWAQ	9:33.00
				357	Grohe, William E	M83 USF	9:36.18
				358	Campbell, Joan K	W86 FACT	10:03.75
				359	Miller, Jan H	W73 SYSM	10:16.98

2016 USMS Summer Nationals
Mt. Hood Community College
Meet Program - Saturday, August 20, 2016

#21 ... (Mixed 400 LC Meter Freestyle)			
Rank	Name	Age Team	Time
360	Hubbard, Donald J	M89 SDSM	10:36.46
361	Speer, Bonnie B	W82 OREG	11:10.80
362	Kornfeld, Maurine E	W95 ROSE	11:57.41
363	Braly, Mark	M81 DAM	12:10.14
364	Sanddal, Charlotte E	W94 MM	13:29.79
365	Wong, Flora L	W88 MM	13:45.03

#23 Women 50 LC Meter Freestyle

Sponsor: Quality Inn Gresham Oregon

Lane	Name	Age Team	Seed Time
Heat 1 of 36 Finals			
2	Schroder, Kaleo B	80 OREG	1:12.31
3	Hastings, Patricia B	81 MM	45.10
4	Phipps, Virginia	92 OREG	1:30.00
5	Kornfeld, Maurine E	95 ROSE	1:14.10
6	Wong, Flora L	88 MM	1:26.77
Heat 2 of 36 Finals			
1	Hutinger, Margie	76 FMM	1:32.98
2	Ackerman, Dolly J	75 WCM	49.39
3	Dugan, Betty L	75 DAM	45.91
4	Schreiner, Beth	75 VMST	38.16
5	Nichols, A Jane	75 OREG	41.00
6	Jaffe, Kristin N	78 TAM	49.00
7	Fasbender, Alice J	78 SMM	1:25.00
Heat 3 of 36 Finals			
2	Whiter, Peggy S	73 OREG	54.96
3	Ensign, Jeanne	70 MM	49.00
4	Calnek-Morris, Sue C	73 OREG	44.00
5	Hill, Marcia M	72 WCM	45.00
6	Vallandigham, Jett L	70 MCM	54.49
Heat 4 of 36 Finals			
1	Grisso, Carol A	72 PSM	41.00
2	Dickinson, Victoria F	71 KM	39.00
3	Ridout, Nancy J	74 TAM	37.59
4	Uustal, Diann	70 UC14	35.82
5	Kay, Rebecca L	70 OREG	37.07
6	Webb, Linda	71 SFTL	38.10
7	Dillon, Sally A	70 PSM	39.79
8	Frid, Barbara	74 OREG	43.00
Heat 5 of 36 Finals			
1	Summers, Ellen	62 OREG	1:00.00
2	Colwell, Elizabeth	62 HIMA	39.50
3	Hollingsworth, Lori L	61 OREG	39.00
4	Pinto, Rebecca A	61 MELO	39.09
5	Kester-Hedrick, L'Louise	62 UC30	45.55
6	Towne, Charris J	65 OREG	59.00
7	Chattaway, Michele J	65 PBM	54.76
Heat 6 of 36 Finals			
1	Tevis, Maggie H	68 RHMS	42.07
2	Rousseau, Sandi	69 OREG	39.67
3	Mann, Mary L	69 ARIZ	38.53
4	Ide, Hitomi	67 PSCM	38.16
5	Waggoner, Gloria	69 KM	38.50
6	Reid, Colleen G	67 HIMA	39.50
7	Shoenberger, Linda R	69 TAM	40.46
8	Speer, Pam	65 ARIZ	44.32

Heat 7 of 36 Finals			
1	Coellner, Deb S	65 WMST	37.50
2	Preissler, Stella	67 PSM	35.12
3	Altman, Christie	67 ARIZ	34.45
4	Davis, Charlotte M	66 PSM	31.50
5	Carson, June F	68 SYSM	33.82
6	Toppel, Margaret H	68 ARIZ	34.81
7	Menard, Joanne	68 MMAC	36.20
8	Mymryk, Penny	69 RMSC	37.95

Heat 8 of 36 Finals			
1	Hair, Margaret	61 LCN	37.29
2	Hepworth, Linda	63 RHMS	36.84
3	Royle, Mary Anne	64 OREG	36.26
4	Del Greco, Jane B	60 IM	34.69
5	Chapman, Linda	60 PSM	35.50
6	Sprouse, Cecily	60 DAM	36.80
7	Finch, Merry B	62 YCMS	37.19
8	Benjamin, Marcia S	60 MEMO	37.63

Heat 9 of 36 Finals			
1	Kirkpatrick-Reno, Nancy	61 CVMM	33.69
2	Rhodes, Avila	60 VIC	32.35
3	Cole, Janie	63 NTXL	31.75
4	Hibben, Veronica	60 UCLA	30.38
5	Lippold, Mary B	60 PSM	31.75
6	Belote Ripley, Melissa	60 RIO	31.89
7	Meteyer, Beverly B	63 LVM	33.30
8	Cunningham, Martha C	60 RHMS	34.37

Heat 10 of 36 Finals			
2	Scheuing, Annie	51 OREG	54.00
3	Miller, Ava M	50 UC55	40.00
4	Mauer, Julie D	54 KM	40.30
5	Tomlinson-Macias, Melinda F	58 HMS	39.23
6	Stephenson, Natalie	55 MOVY	41.90

Heat 11 of 36 Finals			
1	Balderston, Leslie	56 OREG	38.22
2	Simms, Vicki R	56 UC38	38.00
3	Lamoureux, Lori E	57 OREG	36.13
4	Brooks, Sherry M Wendzel	56 MVN	36.10
5	Meyer, Kimberly H	58 CVMM	36.13
6	McFarland, Cestjon	56 PSM	38.00
7	Marks, Karen J	57 SFTL	38.08
8	Hensley, Julie C	58 OREG	39.00

Heat 12 of 36 Finals			
1	Feeley, Louise S	57 MELO	35.92
2	Vincent, Nancy C	57 OREG	35.37
3	Johnston, Blossom P	57 SAWS	34.94
4	Goddard, Gracie M	57 OREG	34.38
5	McNamara, Kathleen A	56 USF	34.76
6	Gardner, Deborah S	57 ARIZ	35.32
7	Wiley, Heather C	59 OREG	35.61
8	Ogden, Pamela C	59 MINN	36.00

Heat 13 of 36 Finals			
1	Kurtz, Helen	56 MMAC	33.05
2	Grilli, Tracy L	59 NEM	32.77
3	Campagna, Janice M	56 NCMS	32.61
4	Kirkpatrick, Laura A	56 SYSM	32.00
5	Ingraham, Susan	57 MOST	32.00
6	Stokes, Karin E	55 NEM	32.66
7	Wheeler, Barbara C	59 TAM	33.00
8	Siegel, Christine L	59 SDSM	33.08

Heat 14 of 36 Finals			
1	Ganze, Cathy	59 SDSM	31.47
2	Andrus-Hughes, Karen	59 OREG	31.03
3	Wenzel, Chris	57 PBM	30.23
4	Dahl, Lisa A	55 PSM	29.00
5	Treible Slaton, Kathy	55 PBM	30.10
6	Cotton, Suzy L	57 CMS	30.85
7	Walts, Merrie E	56 SRM	31.21
8	Thomas, Ann B	56 SFTL	31.77

Heat 15 of 36 Finals			
1	Nelson, Carol L	50 KM	39.28
2	Crow, Joan A	52 DAM	37.45
3	Donahoe, Sheila	51 OREG	36.00
4	Taylor, Catherine W	53 WCM	34.85
5	Benedict, Anita	53 HEAT	35.14
6	Daubersmith, Britta M	51 OREG	37.02
7	Phalen, Jennifer R	52 DAM	37.77
8	Hyland, Kim J	54 OREG	40.00

Heat 16 of 36 Finals			
1	Dibley, Allison M	54 WCM	34.20
2	Cabada, Maria	53 CRCE	33.91
3	Jenkins, Valerie G	53 OREG	33.76
4	Phillips, Sue	52 OREG	33.55
5	Davies, Anne C	52 OREG	33.76
6	Kavalauskas, Alita	53 JAMM	33.80
7	Tiedemann, Elizabeth B	53 ARM	34.11
8	Eldridge, Audrey L	53 CMS	34.32

Heat 17 of 36 Finals			
1	Cook, Amy M	52 WCM	33.39
2	Adelman, Marcie	50 OREG	33.05
3	Considine-Miller, Ellen A	53 WMST	31.82
4	Jacobson, Kendal R	50 TXLA	31.48
5	Dodd, Dina	53 NSMS	31.74
6	Tracy, Robin C	52 DKTA	32.39
7	Bork, Kathryn	50 OREG	33.22
8	Miller, Janelle E	53 OREG	33.48

Heat 18 of 36 Finals			
1	Godges, Arlette A	52 CVMM	30.29
2	Lucco, Elizabeth D	50 PSM	30.03
3	Cleavenger, Becky	53 CVMM	29.75
4	Asch, Jill M	50 OREG	29.43
5	Sappey, Collette H	52 CMS	29.50
6	Voss, Julie E	53 PSM	30.00
7	Ditzler, Kristy	52 TXLA	30.19
8	Wilson, Jamie W	50 PALM	30.63

2016 USMS Summer Nationals
Mt. Hood Community College
Meet Program - Saturday, August 20, 2016

Heat 19 (#23 Women 50 LC Meter Freestyle)

2	Ready, Jodi R	45 OREG	45.00
3	Kramer, Laura L	47 OREG	36.00
4	Kim, Nellis Y	46 BWAQ	35.17
5	Flood, Kelly A	49 OREG	35.79
6	Thompson, Jennifer	49 OREG	36.58
7	Danner, Stacey	45 OREG	47.00

Heat 20 of 36 Finals

1	Lodzinski, Larissa	49 OREG	34.55
2	Stearns, Michelle	45 CVMM	34.00
3	Khalil, Heidi G	45 ROSE	33.41
4	Buehler, Paige	48 MCM	33.29
5	Haffner, Francie	49 OREG	33.39
6	Morgen, Cheryl A	47 OREG	33.72
7	Jacobs-Brown, Michelle C	45 OREG	34.18
8	Lance, Monique M	46 OREG	34.73

Heat 21 of 36 Finals

1	Ladd, Laura M	49 ENSW	32.38
2	Caddel, Jinxi	46 OREG	31.61
3	Maynard, Lisa D	47 ARIZ	31.52
4	Yearwood, Lynn M	49 VIC	31.40
5	LeClair, Dale A	47 HAFL	31.43
6	Reimer, Shelley B	47 PSM	31.52
7	Wahab, Stephanie	48 OREG	32.03
8	Goldhammer, Kirsten A	45 UC43	32.67

Heat 22 of 36 Finals

1	Armstrong, Mary C	49 PSM	30.65
2	Rietz, Heather	48 ENSW	30.45
3	Greco, Lynette	47 WIM	29.59
4	Blackburn, Lisa	45 SOFL	26.77
5	Moorhead, Amy J	45 PSM	27.91
6	Goldschmidt, Claudia	49 SYSM	30.29
7	Dombrowski, Andrea	49 SYSM	30.63
8	Faure, Caroline E	48 SRTC	30.86

Heat 23 of 36 Finals

2	Hebert, Trudi	44 RPM	45.32
3	Parker, Amy P	40 ROSE	37.00
4	Butcher, Jennifer S	44 OREG	35.60
5	Chambers, Kate	41 ROSE	36.27
6	Noffke, Wendy	43 BWAQ	45.00
7	Blair, Elizabeth A	41 SAM	48.70

Heat 24 of 36 Finals

1	Soule, Lisa	43 OAS	34.41
2	Hanson, Maren T	42 RIO	33.02
3	Farinas, Jennifer R	44 PSM	33.00
4	York, Sandi	40 PSM	32.60
5	Vultaggio, Maisie A	42 VSBV	32.99
6	Darling, Colleen M	42 WCM	33.01
7	Dugas, Heather C	43 PDX	33.18
8	Dean, Kelly S	44 OREG	35.15

Heat 25 of 36 Finals

1	Wegner, Karin M	44 LVM	32.00
2	Mcclafferty, Christine	43 OREG	31.86
3	Wallace, Shannon A	41 OREG	30.30
4	Braun, Erika L	44 NCMS	26.53
5	Skinner, Sonja	40 OREG	29.56
6	Chacon, Marcela	42 CRCE	31.37
7	Peterson, Julie A	41 OREG	31.96
8	Bradley, Sarah	41 PSM	32.43

Heat 26 of 36 Finals

2	MacNeil, Kelly	34 OREG	40.00
3	Grier, Cassi M	30 OREG	35.55
4	Holmes, Laura D	32 SMST	36.00
5	Rich, Sarah	30 SMST	43.42
6	Clark, Molly K	35 OREG	45.00

Heat 27 of 36 Finals

1	Clark, Melinda R	37 OREG	40.00
2	Ducore, Rebecca	36 OREG	35.00
3	Dhom, Gina M	38 OREG	32.91
4	Baxter, Tanya M	37 UC37	32.90
5	Riedinger, Kelly A	37 UC37	32.90
6	Baker, Laurel C	38 PSM	33.59
7	Hier, Julia	35 OREG	38.28
8	Abbott, Bridget	35 WCM	41.00

Heat 28 of 36 Finals

1	Maples, Kristen	35 OREG	32.83
2	Childers, Lisa	37 SFTL	31.99
3	Gustafson, Aubree M	35 OREG	31.75
4	Hildebrand, Dawn L	35 SLAM	30.43
5	Inada, Noriko	38 PSCM	31.00
6	Howland, Heather A	36 IM	31.98
7	Gerlach, Suzanne R	37 OREG	31.99
8	Hiebert, Stephanie	39 PSM	32.88

Heat 29 of 36 Finals

1	Giovanni, Melissa K	37 LVM	29.99
2	Whitney, Ashley A	37 NASH	29.80
3	Grover, Mollie K	35 UMAC	28.42
4	Richards, Ericka L	38 WCM	27.21
5	Chance, Danielle R	35 SYSM	28.28
6	Keiber, Casey M	39 CMS	29.59
7	Keeler, Susan E	38 WCM	29.95
8	Doctor, Sydney M	36 SKY	29.99

Heat 30 of 36 Finals

1	Odonnell, Meghan	33 ROSE	32.68
2	Wray, Ellary H	34 SFTL	32.54
3	Bernal, Alison	32 SBM	31.63
4	Houck, Sarah	33 RAMC	30.60
5	Schneider, Leah R	32 WMAC	31.00
6	Ruspakka, Shelly L	34 MCM	32.09
7	Murphy, Siobhan C	30 SFTL	32.66
8	Yeager, Lauren E	32 SPM	32.73

Heat 31 of 36 Finals

1	Vogel, Randi L	32 UC55	30.00
2	McGraw, Kathleen E	30 TOC	28.99
3	Moore, Maki	31 OREG	28.75
4	Cenci, Erica R	33 PSM	27.34
5	Sitarz, Rachel A	32 ISWM	27.74
6	Lapinskas, Christina	31 ISWM	28.97
7	Reid, Jennifer	33 VIC	29.15
8	Young, Jillian T	30 PSCM	30.00

Heat 32 of 36 Finals

2	Manlow, Alyssa N	28 OREG	35.55
3	Schwartz, Sarah Rachel	28 ROSE	32.15
4	Rivera, Evangeline N	29 NTXL	31.51
5	Caldwell, Cailee	27 OREG	31.57
6	Brunton, Anna J	26 OREG	35.00
7	Hsieh, Rachel	29 OREG	38.30

Heat 33 of 36 Finals

1	Reeves, Katherine W	26 TOC	31.00
2	Jenne, Helen K	25 DUCK	30.70
3	Jones, Shannon	27 NITR	30.29
4	Read, Haley L	25 TOC	29.99
5	Akenberger, Jamie K	25 LVM	30.00
6	Lavigna, Lauren C	27 PSCM	30.66
7	Donohue, Lily E	26 OREG	30.92
8	Ferrel, Amelia M	29 PSM	31.35

Heat 34 of 36 Finals

1	Dinkel, Paloma	28 PSM	28.50
2	Munger, Anna R	26 NCMS	28.40
3	Kastes, Katie C	27 TOC	28.00
4	Hale, Alicia	28 TW	27.78
5	Sippel, Ashley	26 UC37	27.83
6	Bambusch, Hailey	26 OREG	28.09
7	Olson, Christine A	26 TOC	28.50
8	Prestinario, Amy N	26 WLAC	28.86

Heat 35 of 36 Finals

2	Hendrix, Melody C	24 OREG	36.47
3	Shepherd, Bridget E	22 DUCK	32.15
4	Gerhardt, Aurora R	19 OREG	31.11
5	Anderson, Sydney E	24 PSM	31.77
6	Turner, Lauren	24 ROSE	32.64
7	Courtney, Khaila K	20 BWAQ	39.39

Heat 36 of 36 Finals

1	Stori, Grace E	20 SBM	30.50
2	Sylvester, Eryn A	23 VIC	30.29
3	Adams, Cassandra M	20 CHIC	28.32
4	Murphy, Kathryn T	24 TOC	28.00
5	Taylor, Tori	24 ISWM	28.01
6	Stipe, Mikkel-Ane	23 TOC	28.50
7	Kaba, Jesse L	21 OREG	30.47
8	Arnold, Allison A	24 TOC	31.00

#24 Men 50 LC Meter Freestyle

Sponsor: Serious Equipment by S.R. Smith

Lane	Name	Age	Team	Seed Time
------	------	-----	------	-----------

Heat 1 of 43 Finals

2	Cornell, John E	89	FACT	48.91
3	Manheim, Frank T	86	RMST	44.84
4	Johnston, Graham M	85	MOST	35.77
5	Hubbard, Donald J	89	SDSM	48.11
6	Lamb, Willard J	94	OREG	43.50

Heat 2 of 43 Finals

1	Gorwitz, Nahum	80	SFTL	55.00
2	Braly, Mark	81	DAM	41.60
3	Thayer, George D	80	OREG	38.45
4	Radcliff, David A	82	OREG	35.50
5	Drobner, Sherwin	83	SFTL	41.50
6	Bigler, Jim	81	OREG	48.00
7	Flores-Fiol, Oscar A	78	UC37	38.40
8	Zuur, James	76	TAM	38.84

2016 USMS Summer Nationals
Mt. Hood Community College
Meet Program - Saturday, August 20, 2016

Heat 3 (#24 Men 50 LC Meter Freestyle)			Heat 10 of 43 Finals			Heat 16 of 43 Finals		
1	Jones, Ronald C	76 PSM 35.98	1	Waterer, Carl P	66 SGMS 29.20	1	Voeller, Jan	55 OREG 32.15
2	Nakata, Ronald K	77 OREG 35.36	2	Ryan, Gary J	67 HIMA 28.95	2	Durban, Lars R	59 PSM 32.00
3	Boyd, David D	75 TTEX 33.69	3	Hazen, John	66 ENSW 28.77	3	Sheahan, Dan	59 VMST 31.74
4	Gosnold, Will D	76 DKTA 31.63	4	Holt, Tate	65 TAM 27.75	4	O'Brien, Kerry L	59 WCM 30.97
5	Murff, Don	75 TXLA 32.50	5	Wilson, Robert H	65 CAQM 28.67	5	Wren, Mark B	58 OREG 31.00
6	Trauber, Ami A	77 SFTL 34.00	6	Middleton, Marc D	65 YCFM 28.90	6	Howett, Tim	55 CTM 32.00
7	Hutchings, Dick	75 NEM 35.57	7	Childs, Lee	68 PBM 29.00	7	White, James D	58 OREG 32.00
8	McCrea, Don L	76 UC37 38.00	8	Wright, Robert W	66 MOVY 29.56	8	Ferko, Christopher A	59 ARIZ 37.58
Heat 4 of 43 Finals			Heat 11 of 43 Finals			Heat 17 of 43 Finals		
1	Philipps, Frank J	74 OREG 1:24.00	1	Helm, Charlie	60 OREG 44.15	1	Sternberg, Scott D	58 ROSE 30.74
2	Niles, Dennis J	71 PSM 38.50	2	Recalde, Marco I	62 MOVY 39.47	2	Moore, Lin	56 CTMS 30.65
3	Szeinfeld, Marcos	71 SFTL 34.88	3	Roth, Steven G	60 ETEX 35.60	3	Baird, Jeff A	57 ARIZ 30.00
4	Stern, Tom K	71 FGST 34.77	4	Dolan, Dan J	61 SFTL 35.00	4	Cooper, Malcolm	59 HIMA 29.60
5	Smith, Robert S	73 OREG 34.80	5	Greene, Skip	64 PSM 36.00	5	Littlefield, James R	56 BWAQ 30.00
6	Alejandro, Richard	71 TAM 38.50	6	Tulin, Michael	62 ROSE 41.53	6	Lieggi, Anthony	55 BWAQ 30.10
7	Kozloff, Charles	73 OREG 42.00	7	Hamilton, Michael	55 OREG 50.01	7	Wolter, David	59 OREG 30.70
Heat 5 of 43 Finals			8	Macias, Jesse G	58 HMS 1:09.39	8	Agathon, John C	57 WMST 30.95
1	Willert, Dan T	74 WIND 34.50	Heat 12 of 43 Finals			Heat 18 of 43 Finals		
2	Zamon, Frederick J	74 GMUP 34.44	1	Morrison, Jeffrey W	61 CMS 33.00	1	Fremont, Robert	58 WIND 29.40
3	Boak, Thomas D	73 WMST 33.90	2	Bannan, Charles	64 OREG 31.91	2	Holmberg, Tom	58 IM 29.22
4	Kramer-Howe, Richard	74 PSCM 33.49	3	Childers, David W	62 RICE 31.21	3	Welchlin, Bob	59 MOVY 28.19
5	Buchan, Douglas T	73 SFTL 33.75	4	Heather, Michael R	62 MVN 31.10	4	Uebele, Keith	55 OREG 28.16
6	Peterson, Steven B	70 PSM 34.30	5	Scheff, Jonathan	64 WIND 31.10	5	Stultz, Todd W	56 SYSM 28.17
7	Pipkin, Ken	72 NTXL 34.48	6	Lee, Stanley H	60 YCMS 31.89	6	Gornly, Sherwin J	55 LVM 28.90
8	Noxon, Ward	71 FGST 34.50	7	Kircher, Peter	62 OREG 31.92	7	Sandin, Dave E	56 OREG 29.33
Heat 6 of 43 Finals			8	Knowles, Ross S	60 SYSM 33.29	8	Bollens, Stephen M	57 UC37 29.55
1	Hardy, Rog	70 RICE 32.50	Heat 13 of 43 Finals			Heat 19 of 43 Finals		
2	Powers, Matt G	70 TULS 31.70	1	Keyser, Brian	60 1776 31.04	1	Panzarino, Stephen	55 SYSM 27.63
3	Lodwig, Keefe L	73 PBM 31.40	2	Munger, Peter E	64 NCMS 31.00	2	Merega, Roberto	56 SFTL 27.20
4	Pilger, Robert T	73 PSM 29.80	3	Kahn, Stuart L	63 DAM 30.99	3	Sherman, Bill	58 MOVY 26.77
5	Strand, Robert	70 SAWS 30.00	4	Sterne, Erik A	64 ROSE 30.83	4	Wood, Steve	56 SYSM 26.00
6	Ferraz, Jose E	71 OREG 31.65	5	Sullivan, James H	63 CVM 30.86	5	Beattie, John R	55 YCFM 26.15
7	Stout, Jon D	70 OREG 32.26	6	Needham, Jerry M	60 UC37 31.00	6	Stephenson, Kyle	56 MOVY 26.96
8	Kehoe, Bob	70 OREG 32.93	7	Guttilla, John	60 AGUA 31.00	7	Guthrie, David M	56 RICE 27.40
Heat 7 of 43 Finals			8	Shortt, Brian F	64 OREG 31.05	8	Washburne, Brent C	55 OREG 28.03
2	Akbar, Clyde	68 SFTL 58.70	Heat 14 of 43 Finals			Heat 20 of 43 Finals		
3	Thomas, Dick W	69 TAM 55.57	1	Soelter, Peter M	60 CTM 30.00	1	Carnevale, Gabriel	49 CRCE 38.94
4	Wilson, Dennis J	68 TULS 33.02	2	Perout, Jeffrey J	63 SYSM 29.34	2	Fetchen, Doug	47 PALM 34.98
5	Williams, Trond R	67 OREG 33.67	3	Toth, Dennis J	61 MICH 28.51	3	Toy, Raymond	49 CMYM 33.90
6	Jenkins, James D	69 OREG 55.17	4	Hannula, Dave	62 PSM 28.05	4	Steenhuis, Harm-Jan	49 WST 31.96
Heat 8 of 43 Finals			5	Van Boer, Eric D	62 RHMS 28.50	5	Sandstedt, Christian A	47 CTM 32.34
1	Dasch, Vern E	67 OREG 32.90	6	Stambaugh, Stephen E	61 1776 28.75	6	Martz, Adam J	45 SFTL 34.32
2	Moskovits, Alexander	67 TAM 32.50	7	Glenn, Tim P	60 STAN 29.80	7	Miller, Graham P	49 UC55 35.00
3	Hammerstrom, John G	68 GOLD 32.30	8	Consaul, James R	62 CAQM 30.10	8	Groth, Bruce D	53 TCAS 32.00
4	McPherson, Andrew M	69 DAM 31.65	Heat 15 of 43 Finals			Heat 21 of 43 Finals		
5	Ide, Yutaka	69 PSCM 32.16	1	Neville, Richard	60 FAST 27.84	1	Thessin, Tyler	51 OREG 31.35
6	Aakhus, Gregory P	66 SFTL 32.40	2	Hedrick, Trip	62 SYSM 27.07	2	Wagner, Karl	50 DCAC 30.32
7	Farmer, Michael W	69 ROSE 32.81	3	Groselle, Jack R	62 SYSM 26.45	3	Le Vasseur, Andrew P	53 CMS 30.24
8	Beuttenmuller, David J	66 PBM 32.99	4	Martin, Doug	63 SYSM 26.00	4	Tarafa, Miguel	52 CRCE 29.98
Heat 9 of 43 Finals			5	Steynberg, Andre P	60 SFTL 26.31	5	Simpson, Kris P	51 OREG 30.07
1	Meyerhoff, Rick	69 TAM 31.50	6	Fields, John A	60 AWJ 26.50	6	Gilbreath, Don E	54 OREG 30.29
2	Ravel, Rick	66 TTEX 30.97	7	Druz, Loren	60 WCM 27.80	7	Hancock, Douglas A	54 OREG 30.73
3	Rollins, Bruce W	67 WMST 29.99	8	Kahn, Roger	61 SYSM 28.00	8	Crowson, Todd M	51 OREG 31.87
4	Wilder, Hugh	69 SRM 29.82						
5	Carmichael, Rod	65 VIC 29.91						
6	Ludwig, Terry	66 PSM 30.00						
7	Warner, Frank	67 PSM 31.00						
8	Sherrill, Mike	67 HNAQ 31.50						

2016 USMS Summer Nationals
Mt. Hood Community College
Meet Program - Saturday, August 20, 2016

Heat 22 (#24 Men 50 LC Meter Freestyle)

1	Mittlehner, Mike	50 OREG	29.50
2	Axelson, Peter	50 PSM	29.00
3	Watt, Bryan C	51 OREG	28.99
4	Young, Robert A	52 MINN	28.70
5	Wong, John	52 OAS	28.94
6	Oliva, Tomas	54 OREG	29.00
7	Parmentier, Steve D	51 OREG	29.28
8	Cleaver, Oliver	53 SAWS	29.81

Heat 23 of 43 Finals

1	Faria, Jose J	50 GSM	28.67
2	Hartford, Doug	53 VIC	28.53
3	Kahl, Steven E	54 CMS	28.02
4	Hagen, Dean C	54 ARIZ	27.90
5	Horwitz, Peter C	52 SFTL	27.96
6	Moore, John	54 NCMS	28.20
7	Krieger, Dima	50 UC14	28.54
8	Allen, Robbie E	51 VCM	28.68

Heat 24 of 43 Finals

1	Nootbaar, Tom T	53 WCM	27.50
2	Stahl, Stephen A	51 WCM	27.27
3	Phillips, Carr	51 OREG	27.22
4	Remmert, Greg A	54 WCM	27.00
5	McComish, John H	50 OREG	27.13
6	Ekman, Evan F	52 NCMS	27.24
7	Thornton, Cooper	54 CTM	27.50
8	Smith, Richard C	51 AMS	27.80

Heat 25 of 43 Finals

1	Wan, Eric	50 OREG	26.95
2	Boone, Jon	53 WCM	26.71
3	Bennett, Dennis	50 IAMA	26.20
4	Jimenez, Carlos A	52 RICE	26.05
5	Boosin, Michael J	50 CVMM	26.06
6	Wall, Chris L	54 CVMM	26.38
7	Peschel, Keith D	51 SMST	26.83
8	Oliva, Stepan	50 WIN	26.99

Heat 26 of 43 Finals

1	Dubrick, Jon S	48 ROSE	30.00
2	Scovel, Russel R	46 OREG	29.63
3	Doescher, Scott	47 FAIR	29.47
4	Muessig, Dirk	46 OREG	29.12
5	Herrold, David H	47 TULS	29.30
6	Ames, Eddie	47 PBM	29.50
7	Olson, Steven	48 OREG	29.96
8	Schuler, Chuck	47 OREG	31.15

Heat 27 of 43 Finals

1	Tomson, Farol L	45 GERM	28.98
2	Josberger, Jim H	45 OREG	28.78
3	Reget, Phil F	47 OREG	28.50
4	Sumner, David M	46 MVN	28.00
5	Hohn, Chris	48 SDSM	28.27
6	Castle, Matt	45 PSM	28.74
7	Solbach, Daniel	48 OREG	28.84
8	Kelly, Scott D	47 PSM	29.00

Heat 28 of 43 Finals

1	Duus, Gabe G	46 OREG	27.88
2	Alsberg, Maoz	48 PSM	26.85
3	Doane, Michael P	46 UMAC	26.15
4	Baleka, Siphwe K	45 MOVY	25.29
5	Weldon, Mark R	49 ROS	25.40
6	Kasser, Dan	47 SKY	26.68
7	Power, Michael L	48 SBM	26.86
8	Pinger, Mark	46 UC37	28.00

Heat 29 of 43 Finals

2	O'Neil, Jeremy	41 AKMS	34.18
3	Therrien, Jerry	41 RIO	30.16
4	Palace, Mark	43 SYSM	29.29
5	Sabatini, Greg	40 RPM	30.01
6	SeEVERS, John L	41 SMST	33.00

Heat 30 of 43 Finals

1	Rogers, Thomas A	40 MVN	28.87
2	Swope, Paul A	41 SLAM	27.90
3	Aberle, Mickey	40 OREG	27.07
4	Tait, David A	40 RIO	26.71
5	Ray, Brennan	41 RIO	27.03
6	Hegarty, George W	43 OREG	27.42
7	Shoenberger, Deacon G	42 TAM	28.34
8	Dunson, David B	44 NCMS	28.90

Heat 31 of 43 Finals

1	Valle, Marc A	42 ARIZ	26.28
2	Ohman, Niclas K	42 NEM	25.70
3	Grote, Kurt	43 OREG	25.50
4	Williams, Ryan D	43 SFTL	25.03
5	Woolard, Whitney J	41 OREG	25.50
6	Phillips, Tom	42 MICH	25.68
7	Karren, Kelly S	43 CVMM	26.15
8	Glass, Mark W	42 NTXL	26.70

Heat 32 of 43 Finals

2	Morrow, Ryan	36 OREG	58.39
3	Childers, Casey	38 SFTL	28.99
4	Mester, Matthew J	37 MVN	28.45
5	Strahota, Jeffrey R	36 UMAC	28.82
6	Waterson, Kevin	37 DAM	31.53

Heat 33 of 43 Finals

1	Cozadd, Erik N	37 ETEX	27.39
2	Oo, Aung Sann	35 ARIZ	27.08
3	Reynolds, Chris M	37 UC37	26.95
4	Dallamura, Scott J	38 NCMS	26.91
5	Konetzki, Alexander	35 IM	26.92
6	Jimmison, Tyrone M	36 PSM	27.05
7	Fantz, Chris L	39 OREG	27.24
8	Flesuras, Alex J	37 UC37	27.75

Heat 34 of 43 Finals

1	Wood, Andrew T	39 GRA	26.75
2	Wallace, Colin C	38 OREG	26.31
3	Francis, Tyler M	35 ARIZ	26.05
4	Lotano, Daniel	36 PBM	24.70
5	Doak, Kevin	35 MICH	25.40
6	Goler, Jonathan A	36 SFTL	26.12
7	Tobler, Nathan	37 RIO	26.53
8	Van Den Wymelenberg, Kevin	39 OREG	26.86

Heat 35 of 43 Finals

3	Shaw, Chris	34 UMAC	30.00
4	Mendenhall, Kevin C	33 WCM	27.83
5	O'loughlin, Jonathan	33 UMAC	28.80
6	Dees, Joseph T	30 PSM	41.61

Heat 36 of 43 Finals

1	Murphy, Matthew M	32 NAMI	27.24
2	Karlin, Ben	33 OREG	27.04
3	Abells, Joel	30 VIC	26.66
4	Carbajal, Enrique	32 OREG	26.05
5	Mendoza, Jon	33 ROSE	26.23
6	Meyer, Adam	30 ROSE	26.68
7	Marceau, Matthew A	34 OREG	27.15
8	Petrov, Mirko	33 ETOB	27.25

Heat 37 of 43 Finals

1	Sintjago, Rinaldo A	34 SFTL	25.32
2	Gans, Egan	30 TOC	25.10
3	Talbott, Christopher J	30 TOC	24.50
4	Shores, Kyle M	31 PSCM	23.62
5	DeBerry, Tyler	32 ARIZ	24.35
6	Drake, Kenton C	30 HIMA	25.00
7	Bannan, Brett T	34 MELO	25.20
8	Lentz, Graham M	32 TOC	26.00

Heat 38 of 43 Finals

2	Yelin, Matt	27 OREG	29.90
3	Ganiyev, Doston	29 CMS	28.15
4	Richardson, Erik R	28 SFTL	27.88
5	Liedtke, Matthew	27 PSM	27.93
6	Billion, Clayton M	26 SKY	29.42

Heat 39 of 43 Finals

1	Contreras Sandoval, Isaac	27 PSM	27.50
2	Friend, Jay J	27 MMTT	26.55
3	Neuwirth, Jamie	29 TOC	26.08
4	Michael, Daniel	28 OREG	25.80
5	Yan, Hank	27 TOC	26.00
6	Koon, Nolan	26 TOC	26.42
7	Coughran, Terrance P	25 OREG	26.90
8	Castro, Daniel	25 ROSE	27.72

Heat 40 of 43 Finals

1	Schnabl, David	29 TOC	25.76
2	Croft, Lance C	28 UC14	25.59
3	Hurko, Matt	25 TOC	25.50
4	Taylor, Jonathan B	28 TOC	25.25
5	Hinshaw, Ben S	25 TOC	25.50
6	Bishow, Aaron M	25 UC37	25.56
7	Malasky, Martin E	28 TOC	25.63
8	Packer, Christopher B	26 TOC	25.79

Heat 41 of 43 Finals

1	Catlin, Andrew H	28 INDY	25.02
2	Wang, Jackson Z	29 TOC	24.90
3	Talmadge, Matthew S	27 TOC	24.55
4	Owen, Cameron	27 BCCS	23.99
5	Rowan, Samuel N	25 TOC	24.00
6	Konarzowski, Jan	28 PSCM	24.70
7	Asleson, Kris C	28 OREG	25.00
8	Kuhn, Kevin F	27 SBM	25.16

**2016 USMS Summer Nationals
Mt. Hood Community College
Meet Program - Saturday, August 20, 2016**

Heat 42 (#24 Men 50 LC Meter Freestyle)			
2	Porter, Jordan	24 OREG	33.24
3	Potter-Clark, Rahevin S	21 OREG	28.56
4	Tyrrell, Will H	22 OREG	28.00
5	Bowman, Scotty	22 OREG	28.50
6	Raze, Kyle C	23 DUCK	28.68
7	Dodd, Tyler	21 NSMS	36.00

Heat 43 of 43 Finals			
1	Haan, Colby	23 MICH	26.86
2	Turner, Austin D	20 OREG	26.50
3	Seaver, Alexander	21 SYSM	25.97
4	MacKay, Ian D	24 TOC	25.00
5	Scheck, Joshua B	20 PSM	25.96
6	Prasser, Mat A	24 MVN	26.00
7	Woudenberg, Casey S	23 LT	26.55
8	Gates, Matthew D	20 UC36	27.44

#25 Women 200 LC Meter Butterfly

Sponsor: We miss you Tom Landis

Name	Age	Team	Seed Time
1	Szekely, Ildiko	37 NEM	2:22.80
2	Crow, Vivian A	19 DAM	2:26.08
3	Bicek, Adrienne L	25 IM	2:29.99
4	Marks, Jamie L	28 SFTL	2:35.88
5	Moro, Erin C	38 PALM	2:37.30
6	Williams, Melinda B	35 NEM	2:39.40
7	Jones, Shannon	27 NITR	2:40.00
8	Cox, Allison L	32 PSM	2:42.00
9	Friedlander, Rebecca L	50 SNM	2:46.87
10	Delmage, Arlene	54 OREG	2:47.76
11	Reeves, Katherine W	26 TOC	2:50.00
12	Hung, Maria E	56 SFTL	2:50.80
13	Mcclafferty, Christine	43 OREG	2:58.77
14	De Groot-Hedlin, Catherine I	56 WIND	2:59.99
15	Vaca, Laura R	63 ANV	3:00.00
16	Monroe, Leslie B	42 CVMM	3:00.00
17	Rood, Jenny	31 NEM	3:02.58
18	Ingraham, Susan	57 MOST	3:03.00
19	Russell, Jane E	53 DAM	3:04.15
20	Smith, Katy	35 PSM	3:05.38
21	Ditzler, Kristy	52 TXLA	3:09.06
22	Capizzi, Stefanie	29 ROSE	3:09.42
23	Koehler, Deanna C	47 CVMM	3:10.61
24	Froehlich, Kathryn	54 IM	3:11.51
25	Brown, Denise H	57 MICH	3:12.31
26	Belluomini, Melanie C	39 DAM	3:14.24
27	Reeves, Tessa L	38 OREG	3:16.80
28	Gold, Susan	56 ROSE	3:24.39
29	Morgen, Cheryl A	47 OREG	3:25.71
30	Dau, Janice A	54 CMS	3:26.50
31	Karlin, Olivia	52 WH2O	3:27.43
32	Couch, Stephanie D	52 MELO	3:28.81
33	English-Bazenas, Daphne R	48 SYSM	3:29.50
34	Wokey, Ingrid	27 KAMS	3:30.00
35	Regan Koppelberger, Tammy	44 PSM	3:33.27
36	Chacon, Marcela	42 CRCE	3:33.37
37	Boak, Carolyn	71 WMST	3:38.45
38	Bonfitto, Jordan	30 ISWM	3:40.00
39	Moure de Godoy, Elva	56 WMST	3:42.00
40	Hernandez, Josephine	54 CRCE	3:43.58
41	Quinn, Phyllis E	61 TOC	3:47.51

42	Segnini, Natalia	35 CRCE	3:47.96
43	Taylor, Barbara G	62 YCMS	3:48.47
44	Hooe, Donna L	54 GAJA	3:50.00
45	Gettling, Janet	68 OREG	3:50.77
46	Barnea, Daniela	72 STAN	3:53.00
47	Odonnell, Meghan	33 ROSE	3:54.21
48	Clutter, Cynthia G	56 MMAC	3:59.02
49	Happe, Emily	19 USF	4:00.00
50	Fadlovich, Angela	50 OREG	4:11.00
51	Stringer, Peggy L	65 MM	4:11.20
52	Steil, Tamara R	62 MICH	4:13.39
53	Chin-Ogilvie, Adrienne	56 SFTL	4:15.70
54	Letsche, Lauren	34 SFTL	4:17.28
55	Asleson, Elke M	64 OREG	4:21.73
56	Martin, Michelle E	67 SFTL	4:38.31
57	Panayotoff, Kristi M	68 GS	4:42.00
58	Baldwin, Tricia A	26 SKY	4:42.69
59	Volz, Kristin R	43 SFTL	4:56.28
60	Grady, Marci A	58 SFTL	4:57.21
61	Vaganova, Natalia	41 IM	5:10.67
62	Magee, Carolyn M	71 WENM	5:19.20
63	Brittingham, Regina	65 WCM	6:10.00

#26 Men 200 LC Meter Butterfly

Sponsor: In honor of Henry Hathaway

Name	Age	Team	Seed Time
1	Danner, Gregory M	35 FAIR	2:11.03
2	Heady, Gavin M	18 WMSC	2:12.06
3	Sims, David E	54 IM	2:13.79
4	Kertesz, Kristof	23 SFTL	2:14.44
5	Hurko, Matt	25 TOC	2:15.00
6	Hamel, Dirk	21 SYSM	2:20.00
7	Woudenberg, Casey S	23 LT	2:20.43
8	Unruh, Steven L	50 NITR	2:23.02
9	Docken, Steffen S	28 DAM	2:24.11
10	Weldon, Mark R	49 ROS	2:25.10
11	Batchelder, John R	35 CMS	2:28.92
12	Rubocki, John S	46 SAWS	2:29.67
13	Hinshaw, Ben S	25 TOC	2:30.00
14	Valle, Marc A	42 ARIZ	2:30.91
15	Gates, Matthew D	20 UC36	2:31.05
16	Finney, Peter C	49 MAM	2:32.10
17	Adams, James A	39 HMS	2:32.39
18	Bonus, Ted	28 OREG	2:32.97
19	Day, Lawrence J	65 MICH	2:33.40
20	Malik, Michael J	35 PALM	2:33.41
21	Castro, Daniel	25 ROSE	2:35.00
22	Albino, Jorge E	41 SYSM	2:35.00
23	Smit, Karel-Gustaaf M	43 UC37	2:35.01
24	Roth, Matthew J	50 OREG	2:35.27
25	Jelen, Doug	43 PSM	2:36.39
26	Kroupa, Andy S	47 YCFM	2:36.75
27	Rutledge, Mike	46 GRAN	2:38.00
28	Archer, Branch T	57 TXLA	2:38.68
29	Patterson, Thomas J	39 1776	2:39.00
30	Nootbaar, Tom T	53 WCM	2:39.32
31	Cedano, Noel	36 SFTL	2:39.33
32	Goler, Jonathan A	36 SFTL	2:40.00
33	Smith, David J	29 CMS	2:40.29
34	Cleary, Kevin H	33 OREG	2:40.77
35	Aldred, Grant D	23 OREG	2:41.21

36	Doyle, Michael B	52 NTXL	2:41.28
37	Malone, Kenneth G	52 MARY	2:41.64
38	Hopson, Bruce E	50 SLAM	2:42.02
39	Edde, Matthew L	27 BWAQ	2:44.42
40	Borton, Dan	48 ROSE	2:44.48
41	Seibt, Andreas K	58 IM	2:45.00
42	Gormly, Sherwin J	55 LVM	2:45.20
43	Miller, Matt	39 OREG	2:47.72
44	Modjeska, Mark E	63 ARIZ	2:51.17
45	Tujo, Christian F	45 OREG	2:53.30
46	Valley, Eric	55 MOVY	2:53.56
47	Vargas, Daniel	56 ARIZ	2:55.03
48	Amick, Jim	55 RIDG	2:55.25
49	Passos, Andre	43 ROSE	2:55.37
50	Garcia Carranza, Jaime	52 SFTL	2:55.40
51	McAdam, Samuel T	51 DAM	2:56.30
52	Matysek, Jim	57 SYSM	2:56.80
53	Mora, Eduardo	38 CRCE	3:01.10
54	Rash, Taylor	25 OREG	3:01.42
55	Allen, Robbie E	51 VCM	3:02.22
56	Pro, Bryan M	38 DAM	3:05.21
57	Howell, Richard K	57 OREG	3:07.13
58	Bernard, Alan D	67 TAM	3:07.83
59	Stark, Allen L	67 OREG	3:12.32
60	Burns, Joel J	70 SFTL	3:13.22
61	Durban, Eric	61 BWAQ	3:17.27
62	Rollins, Bruce W	67 WMST	3:20.00
63	Thomas, Isaac J	36 BWAQ	3:20.30
64	Anderson, Robert L	61 PCCM	3:23.33
65	Bolaños, Federico	50 CRCE	3:27.31
66	Woodruff, David L	60 DAM	3:31.34
67	Buckley, Mark	63 CVMM	3:31.92
68	Mc Gregor, Cary D	66 MAM	3:39.10
69	Pinto, Harlan A	59 MELO	3:41.97
70	Keil, Mark A	63 NEM	3:44.66
71	Muthler, Stephen K	65 TPIT	3:46.69
72	Rysdon, Jon C	65 RMST	3:50.00
73	Meyerhoff, Rick	69 TAM	3:50.00
74	Gleason, Steve L	65 PCAT	3:52.88
75	Person, James D	62 UC33	3:58.03
76	Treiman, Gerald S	56 UTAH	3:59.98
77	Feldman, Michael H	58 LVM	4:00.00
78	Aston, Edward G	70 PBM	4:30.00
79	Carter, Walter R	61 OREG	4:39.07
80	Fasbender, Barry A	79 SMM	4:41.74
81	Slawson, Dick M	80 OREG	5:00.00
82	Fleming, Jack C	81 USF	5:17.24
83	Hahm, Martin R	75 PSCM	6:33.11
84	Grohe, William E	83 USF	8:37.97

#27 Women 100 LC Meter Backstroke

Sponsor: Karen Andrus-Hughes & S.R. Smith

Lane	Name	Age	Team	Seed Time
Heat 1 of 22 Finals				
3	Campbell, Joan K	86 FACT		2:46.18
4	Miller, Jan H	73 SYSM		2:20.81
5	Manheim, Lucy M	74 RMST		2:21.00

2016 USMS Summer Nationals
Mt. Hood Community College
Meet Program - Saturday, August 20, 2016

Heat 2 (#27 Women 100 LC Meter Backstroke)

1 Schroder, Kaleo B	80 OREG	2:46.70
2 Henderson, Martha J	80 FACT	2:26.43
3 Gregoire, Eugenia	80 UC33	2:24.01
4 Kawabata, Geraldine L	82 OREG	2:29.90
5 Munn, Susan L	78 DAM	2:06.65
6 Schreiner, Beth	75 VMST	1:49.12
7 Ackerman, Dolly J	75 WCM	2:04.64
8 Hutinger, Margie	76 FMM	3:22.13

Heat 3 of 22 Finals

2 Norris, Roswita D	74 DAM	2:20.63
3 Dillon Stewart, Jane E	74 WMAC	2:07.31
4 Hill, Marcia M	72 WCM	2:10.00
6 Casey, Kathrine J	68 PSM	2:10.00
7 Ide, Hitomi	67 PSCM	1:51.16
8 Coffeen, Linda A	65 OREG	2:21.70

Heat 4 of 22 Finals

1 Pierson, Ginger L	70 OREG	2:00.00
2 Westergaard, Leslie M	73 DAM	1:55.11
3 Pohlmann, Mary M	71 SLAM	1:43.88
4 Uustal, Diann	70 UC14	1:33.28
5 Montrella, Beverly J	70 MVN	1:41.62
6 Ward, Joy	74 OREG	1:50.03
7 Dickinson, Victoria F	71 KM	2:00.00
8 Katz, Jane	73 AGUA	2:05.50

Heat 5 of 22 Finals

1 Wright, Jill M	65 SAWS	1:46.86
2 Hunt, Andrea M	68 PSM	1:45.00
3 Preissler, Stella	67 PSM	1:27.78
4 Val, Laura B	65 TAM	1:20.00
5 McCloskey, Cecilia D	66 SFTL	1:20.95
6 Ventura, Rosa V	69 SFTL	1:41.99
7 Rousseau, Sandi	69 OREG	1:45.45
8 Mann, Mary L	69 ARIZ	1:48.22

Heat 6 of 22 Finals

2 Goldbas, Isabela C	56 SFTL	2:11.91
3 Tomlinson-Macias, Melinda I	58 HMS	1:54.38
4 Matysek, Anna Lea	55 SYSM	2:10.66
5 Royle, Mary Anne	64 OREG	1:40.38
6 Hepworth, Linda	63 RHMS	1:38.81
7 Yoder, Margie E	64 CMS	1:40.00

Heat 7 of 22 Finals

1 Larson, Linda L	61 SFTL	1:32.77
2 Summers, Jeanna	62 OREG	1:30.50
3 Estel, Beth A	60 NEM	1:24.00
4 Belote Ripley, Melissa	60 RIO	1:21.37
5 Pfingraff, Joan L	62 MARY	1:21.98
6 Kirkpatrick-Reno, Nancy	61 CVMM	1:26.89
7 James, Katy	61 ARIZ	1:32.66
8 Jaeger, Dawn	60 PSM	1:35.00

Heat 8 of 22 Finals

1 Ogden, Pamela C	59 MINN	1:50.00
2 Hensley, Julie C	58 OREG	1:45.00
3 Kurtz, Helen	56 MMAC	1:41.77
4 Thomas, Ann B	56 SFTL	1:33.00
5 Dodd, Suzanne R	55 CTM	1:39.01
6 Howard, Deborah C	57 FACT	1:43.43
7 McFarland, Cestjon	56 PSM	1:49.00
8 Patterson, Aida C	55 KM	1:52.63

Heat 9 of 22 Finals

1 George, Constance	56 TTEX	1:32.00
2 McNamara, Kathleen A	56 USF	1:30.47
3 Hines, Mary Anne	59 WMST	1:29.02
4 Kirkpatrick, Laura A	56 SYSM	1:26.30
5 Courtney, Zena H	57 BWAQ	1:26.75
6 Goodman, Ann R	57 OREG	1:30.33
7 Johnston, Blossom P	57 SAWS	1:30.89
8 Kahn, Mary J	57 DAM	1:32.50

Heat 10 of 22 Finals

1 Gardner, Deborah S	57 ARIZ	1:23.53
2 Cotton, Suzy L	57 CMS	1:21.03
3 Walts, Merrie E	56 SRM	1:19.70
4 Bilich, Bonnie M	58 SRVM	1:15.00
5 Brightwell, Kim M	56 RMST	1:19.44
6 Andrus-Hughes, Karen	59 OREG	1:20.23
7 Hung, Maria E	56 SFTL	1:22.08
8 Siegel, Christine L	59 SDSM	1:26.00

Heat 11 of 22 Finals

1 Franklin, Kristina L	44 OREG	2:31.25
2 Jajewski, Suzy	41 OREG	1:31.60
3 Dean, Kelly S	44 OREG	1:28.78
4 Noffke, Wendy	43 BWAQ	2:00.00
5 Scheuing, Annie	51 OREG	2:10.00
6 Takarabe, Nikki	50 CTM	1:39.90
7 Bowman, Marcie E	52 OREG	2:05.00

Heat 12 of 22 Finals

1 Kelly, Mary Shawn	54 SFTL	1:37.31
2 Considine-Miller, Ellen A	53 WMST	1:30.31
3 Price, Patricia L	54 DAM	1:29.98
4 Apple, Holly S	52 MM	1:27.00
5 Tiedemann, Elizabeth B	53 ARM	1:28.50
6 Zutter, Cynthia M	51 CVMM	1:30.00
7 Schwartz, Lisa	53 IM	1:33.52
8 Irawan, Yuni	53 NITR	1:39.88

Heat 13 of 22 Finals

1 Russell, Jane E	53 DAM	1:24.90
2 Jenkins, Valerie G	53 OREG	1:22.52
3 Bunch, Bridget J	53 ARIZ	1:18.89
4 Sappey, Collette H	52 CMS	1:16.50
5 Vazquez, Maria E	51 GAJA	1:18.60
6 Ward, Lisa A	52 WCM	1:19.00
7 Asch, Jill M	50 OREG	1:23.86
8 Daubersmith, Britta M	51 OREG	1:25.67

Heat 14 of 22 Finals

1 Flood, Kelly A	49 OREG	1:41.21
2 Jacobs-Brown, Michelle C	45 OREG	1:35.18
3 Buehler, Paige	48 MCM	1:29.84
4 Reimer, Shelley B	47 PSM	1:26.00
5 Forest, Anna Marie	47 SDM	1:27.58
6 Nelson, Sheila	48 SRM	1:33.11
7 Kramer, Laura L	47 OREG	1:38.00
8 Ready, Jodi R	45 OREG	1:45.00

Heat 15 of 22 Finals

1 Haffner, Francie	49 OREG	1:25.25
2 Salton, Gillian G	48 OREG	1:19.36
3 McPherson, Chris A	49 ENSW	1:16.16
4 Mabee, Cindy	47 VIC	1:10.50
5 Greco, Lynette	47 WIM	1:14.20
6 Yearwood, Lynn M	49 VIC	1:17.00
7 Le Febre, Karen J	48 SNM	1:20.18
8 Kinugawa, Carla	49 SFTL	1:26.00

Heat 16 of 22 Finals

1 Sandoval, Lisa E	44 OREG	1:27.62
2 Butcher, Jennifer S	44 OREG	1:27.46
3 Farinas, Jennifer R	44 PSM	1:25.00
4 McRae, Michelle	41 PSM	1:21.13
5 York, Sandi	40 PSM	1:22.24
6 Vultaggio, Maisie A	42 VSBV	1:26.99
7 Martell, Beth	44 OREG	1:27.49
8 Soule, Lisa	43 OAS	1:28.46

Heat 17 of 22 Finals

1 Callahan, Amanda	34 OREG	2:10.24
2 Jinks, Allison L	33 PCST	1:28.62
3 Schneider, Leah R	32 WMAC	1:24.00
4 Bergillos, Ara	34 SFTL	1:26.00
5 Holmes, Laura D	32 SMST	1:30.00
6 Benedetto, Arianne L	35 OREG	1:25.76
7 Buelow, Vicky	35 OREG	1:25.60
8 Riedinger, Kelly A	37 UC37	1:29.42

Heat 18 of 22 Finals

1 Schneider, Erin E	37 WMAC	1:25.00
2 Johnson, Serena H	39 OREG	1:17.75
3 Kieras, Jessica E	36 OREG	1:13.56
4 Inada, Noriko	38 PSCM	1:10.00
5 Grover, Mollie K	35 UMAC	1:10.14
6 Yocum, Kari	39 PALM	1:16.05
7 Keeler, Susan E	38 WCM	1:20.09
8 Jackson, Maresa	37 OREG	1:25.20

Heat 19 of 22 Finals

1 Ruspakka, Shelly L	34 MCM	1:21.19
2 Reid, Jennifer	33 VIC	1:18.45
3 Houck, Sarah	33 RAMC	1:17.52
4 Shepherd, Sara	34 OREG	1:11.47
5 Holman, Sara E	30 CMS	1:14.87
6 Liu, Sida	31 UC02	1:17.81
7 Beeger, Elise J	32 OREG	1:20.75
8 Wray, Ellary H	34 SFTL	1:22.88

Heat 20 of 22 Finals

2 Schwartz, Sarah Rachel	28 ROSE	1:30.96
3 Reeves, Katherine W	26 TOC	1:25.00
4 Coddington, Laura B	27 UC37	1:22.00
5 Rosen, Anna	29 SFTL	1:24.77
6 Manlow, Alyssa N	28 OREG	1:30.07
7 Woikey, Ingrid	27 KAMS	1:50.00

2016 USMS Summer Nationals
Mt. Hood Community College
Meet Program - Saturday, August 20, 2016

Heat 21 (#27 Women 100 LC Meter Backstroke)

1	Lavigna, Lauren C	27 PSCM	1:18.66
2	Bambusch, Hailey	26 OREG	1:17.00
3	Clapp, Marissa L	29 RICE	1:10.00
4	Hale, Alicia	28 TW	1:08.80
5	Kastes, Katie C	27 TOC	1:10.00
6	Akenberger, Jamie K	25 LVM	1:10.05
7	Rivera, Evangeline N	29 NTXL	1:17.24
8	Donohue, Lily E	26 OREG	1:18.67

Heat 22 of 22 Finals

1	Powell, Valerie I	23 PSM	2:27.44
2	Shepherd, Bridget E	22 DUCK	1:25.01
3	Adams, Cassandra M	20 CHIC	1:17.03
4	Stipe, Mikkel-Ane	23 TOC	1:10.99
5	Gerhardt, Aurora R	19 OREG	1:13.46
6	Miller, Lindsay	24 OREG	1:24.39
7	Turner, Lauren	24 ROSE	1:28.33

#28 Men 100 LC Meter Backstroke

Sponsor: Stephen Darnell

Lane	Name	Age	Team	Seed	Time
------	------	-----	------	------	------

Heat 1 of 22 Finals

3	Cornell, John E	89	FACT		2:24.04
4	Manheim, Frank T	86	RMST		2:05.50
5	Lamb, Willard J	94	OREG		1:59.92

Heat 2 of 22 Finals

1	Goode, Douglas J	77	ROSE		2:28.00
2	Berghaus, Peter P	75	OREG		2:00.01
3	Norris, Robert F	78	DAM		1:43.95
4	Murff, Don	75	TXLA		1:35.00
5	Reid, Walt E	76	PSM		1:46.00
6	Monahan, Richard S	75	METR		2:05.09
7	Mennen, Marty A	80	INDY		1:28.05
8	Thayer, George D	80	OREG		1:56.00

Heat 3 of 22 Finals

1	Farmer, Michael W	69	ROSE		1:34.56
2	Parsons, Roger L	69	PBM		1:32.60
3	Koenig, Mike	65	UC48		1:27.50
4	Stretch, James J	65	PSM		1:30.74
5	Thomas, Dick W	69	TAM		2:29.35
6	Campen, Gary	72	PSM		2:02.00
7	Goldbas, Mervyn E	74	SFTL		2:09.75

Heat 4 of 22 Finals

1	Monohon, Paul E	71	PSM		1:40.00
2	Boak, Thomas D	73	WMST		1:37.00
3	Ferraz, Jose E	71	OREG		1:30.18
4	Burns, Richard	73	TAM		1:17.00
5	Stout, Jon D	70	OREG		1:29.19
6	McColly, Michael	71	PSM		1:32.00
7	Pipkin, Ken	72	NTXL		1:38.77
8	Smith, Robert S	73	OREG		1:40.00

Heat 5 of 22 Finals

1	Muthler, Stephen K	65	TPIT		1:24.47
2	Kirkland, Dan L	68	PSM		1:22.40
3	Voisard, Brian S	65	WIN		1:20.87
4	Wilder, Hugh	69	SRM		1:14.64
5	Ludwig, Terry	66	PSM		1:20.00
6	Kerns, Hubie	67	VCM		1:22.00
7	Rysdon, Jon C	65	RMST		1:24.00
8	Warner, Frank	67	PSM		1:25.00

Heat 6 of 22 Finals

1	Darnell, Stephen	62	OREG		1:54.00
2	Kircher, Peter	62	OREG		1:26.28
3	Mann, Steve A	64	OREG		1:23.85
4	Soelter, Peter M	60	CTM		1:20.00
5	Nelson, John P	63	JAMM		1:22.06
6	Childers, David W	62	RICE		1:24.85
7	Fritschen, Tom M	60	PSM		1:31.60
8	Tulin, Michael	62	ROSE		2:11.41

Heat 7 of 22 Finals

1	Van Boer, Eric D	62	RHMS		1:15.00
2	Stephens, Cliff C	61	OREG		1:14.66
3	Hannula, Dave	62	PSM		1:12.00
4	Steynberg, Andre P	60	SFTL		1:08.86
5	Graham, Donald	62	PSM		1:11.02
6	Perout, Jeffrey J	63	SYSM		1:14.50
7	Djang, Philipp A	62	SFTL		1:15.00
8	Keil, Todd A	61	LIB		1:19.51

Heat 8 of 22 Finals

1	Hageman, Mark	54	OREG		1:19.71
2	McCarthy, Darren M	50	OREG		1:18.60
3	Diehl, Robert N	51	NVM		1:17.00
4	Meier, Eric R	52	OREG		1:18.08
5	McAllister, Mark E	53	OREG		1:18.63
6	Goodlin, Tom	57	PSM		1:32.00
7	Piper, Roman K	57	PSM		1:26.34
8	Macias, Jesse G	58	HMS		3:50.90

Heat 9 of 22 Finals

1	Voll, Robert M	59	OREG		1:21.20
2	Benner, Tord E	57	SDSM		1:20.00
3	Slowey, Michael J	59	PALM		1:19.32
4	Burleson, David O	59	OREG		1:18.66
5	Marks, Ronald L	58	SFTL		1:19.08
6	Powell, Frank R	56	PSM		1:19.84
7	Moore, Lin	56	CTMS		1:21.19
8	Agathon, John C	57	WMST		1:25.00

Heat 10 of 22 Finals

1	Pearson, Jay D	55	PSM		1:18.20
2	Boone, Lou	55	OREG		1:18.00
3	Hamm, Michael L	59	KM		1:17.00
4	Taylor, Ron A	56	RPM		1:16.04
5	Washburne, Brent C	55	OREG		1:16.81
6	Cooper, Malcolm	59	HIMA		1:17.50
7	Moore, Robert B	56	PSM		1:18.05
8	Spann, John R	55	CARL		1:18.50

Heat 11 of 22 Finals

1	Fremont, Robert	58	WIND		1:15.40
2	Cutting, Steve	59	TVM		1:14.56
3	Malsbury, David B	55	VMST		1:14.00
4	Wood, Steve	56	SYSM		1:04.00
5	Haynie, Carl	56	PSM		1:10.48
6	Uebele, Keith	55	OREG		1:14.40
7	Hendrick, Marty	58	SFTL		1:14.84
8	Littlefield, James R	56	BWAQ		1:16.00

Heat 12 of 22 Finals

1	Lewis, Mike J	51	WIND		1:15.26
2	Hopson, Bruce E	50	SLAM		1:14.81
3	Faria, Jose J	50	GSM		1:13.06
4	Horwitz, Peter C	52	SFTL		1:12.50
5	Fischer, Niel E	52	CHIC		1:13.00
6	McComish, John H	50	OREG		1:13.77
7	Mitlehner, Mike	50	OREG		1:15.00
8	Parmentier, Steve D	51	OREG		1:15.97

Heat 13 of 22 Finals

1	Boosin, Michael J	50	CVMM		1:11.70
2	Peters, Keith D	51	OREG		1:10.00
3	Jimenez, Ignacio	51	CMS		1:08.71
4	Sims, David E	54	IM		1:04.99
5	Segarra, Rafael G	52	SFTL		1:08.34
6	Mench, Edward H	50	SYSM		1:09.20
7	Phillips, Carr	51	OREG		1:11.59
8	Sullivan, Scot A	50	OREG		1:11.85

Heat 14 of 22 Finals

2	Sabatini, Greg	40	RPM		1:25.34
3	Hatch, Eric	42	SNM		1:16.00
4	Muir, Scott	43	DAM		1:17.55
5	O'Neil, Jeremy	41	AKMS		1:43.59
6	Muessig, Dirk	46	OREG		1:18.57
7	Sandstedt, Christian A	47	CTM		1:35.00

Heat 15 of 22 Finals

1	Koenig, Kit M	47	SFTL		1:13.69
2	Sumner, David M	46	MVN		1:11.00
3	Dickson, Kurt F	49	ARIZ		1:05.38
4	Self, Mike	46	OREG		1:03.63
5	Dreizler, Todd M	46	PSCM		1:04.50
6	Kasser, Dan	47	SKY		1:09.53
7	Josberger, Jim H	45	OREG		1:12.41
8	Scovel, Russel R	46	OREG		1:18.50

Heat 16 of 22 Finals

1	Jelen, Doug	43	PSM		1:11.47
2	Williams, Ryan D	43	SFTL		1:10.00
3	Aberle, Mickey	40	OREG		1:08.27
4	Gray, Trever O	40	PSM		1:00.93
5	Swope, Paul A	41	SLAM		1:06.50
6	Lysenko, Andrii V	43	NS		1:08.94
7	Tadla, Jarek	44	SFTL		1:11.35
8	DeWard, Robert C	42	PSM		1:15.40

Heat 17 of 22 Finals

2	Waterson, Kevin	37	DAM		1:17.09
3	Cozadd, Erik N	37	ETEX		1:15.94
4	Fantz, Chris L	39	OREG		1:15.28
5	Popko, David A	39	RAA		1:15.31
6	Fleuras, Alex J	37	UC37		1:16.00

Heat 18 of 22 Finals

1	Zhai, Eric	35	BCTM		1:10.50
2	Lotano, Daniel	36	PBM		1:10.19
3	Wallace, Colin C	38	OREG		1:07.78
4	Doak, Kevin	35	MICH		1:01.92
5	Gordon, Graeme ST	37	EMSC		1:07.51
6	Roper, Matthew D	35	DAM		1:09.67
7	Oo, Aung Sann	35	ARIZ		1:10.32
8	Van Den Wymelenberg, Kevin	39	OREG		1:15.00

**2016 USMS Summer Nationals
Mt. Hood Community College
Meet Program - Saturday, August 20, 2016**

Heat 19 (#28 Men 100 LC Meter Backstroke)

1	Kim, Gene B	30 ROSE	1:21.01
2	Karlin, Ben	33 OREG	1:14.00
3	Murphy, Matthew M	32 NAMI	1:13.48
4	Sintjago, Rinaldo A	34 SFTL	1:04.63
5	Meyer, Adam	30 ROSE	1:09.79
6	Maurer, Adrian B	33 CHIC	1:14.00
7	O'Hern, David C	33 PSM	1:15.81
8	Richardson, Erik R	28 SFTL	1:15.88

Heat 20 of 22 Finals

1	Liedtke, Matthew	27 PSM	1:14.00
2	Jackwin, Eric L	27 SFTL	1:12.33
3	Yan, Hank	27 TOC	1:08.00
4	Taylor, Jonathan B	28 TOC	1:07.55
5	Neuwirth, Jamie	29 TOC	1:08.00
6	Hinshaw, Ben S	25 TOC	1:10.00
7	Bishow, Aaron M	25 UC37	1:12.77
8	Malasky, Martin E	28 TOC	1:15.00

Heat 21 of 22 Finals

1	Koon, Nolan	26 TOC	1:06.24
2	Schnabl, David	29 TOC	1:04.23
3	Blank, Nick H	27 KM	1:02.56
4	Konarzewski, Jan	28 PSCM	1:01.00
5	Hurko, Matt	25 TOC	1:02.00
6	Catlin, Andrew H	28 INDY	1:04.00
7	Casey, Aaron J	28 TOC	1:05.00
8	Rowan, Samuel N	25 TOC	1:06.50

Heat 22 of 22 Finals

3	Tyrrell, Will H	22 OREG	1:10.00
4	MacKay, Ian D	24 TOC	1:00.00
5	Turner, Austin D	20 OREG	1:02.00
6	Porter, Jordan	24 OREG	1:24.12



Swimmers, meet SwimTrek, the world's leading open water swimming vacation specialist and U.S. Masters Swimming Official Partner!

SwimTrek was established in 2003 and now have over 40 destinations worldwide with trips running nearly every month of the year. Trips include weeklong adventures, short escapes, coaching trips and iconic world swims. These can be found all across the Mediterranean, North America, and the Caribbean and as far as the Galapagos Islands to the Maldives.

Now is a great time to think about getting together for a team adventure. We'd be happy to help plan a custom team trip or a private trip from our existing calendar. Beat the crowds and secure a 2017 private trip from one of our 40 locations across the globe.

Have a look at SwimTrek.com, you won't regret it. Please feel free to contact SwimTrek Headquarters with any questions, and we look forward to seeing you in the worlds' waters!

Web: www.swimtrek.com
Email: info@swimtrek.com
Tel: 1 877455 SWIM

SwimTrek[®]
SWIMMING ADVENTURE HOLIDAYS SINCE 2003

**U.S. MASTERS
SWIMMING**
Official Partner



Day 5 – Sunday, August 21, 2016

Warm-up

6:30 a.m.–7:20 a.m.

Check-in Deadline for Day 5

The following are positive check-in events. Check-in may be done in person at the registration area or online at usms.org.

Sun., August 21	200 backstroke	7:00 a.m.
	200 breaststroke	7:00 a.m.

PLEASE NOTE:

If you do not check in by the deadline, you will not be seeded; there are no exceptions.

Meet Start Time

7:30 a.m.

Women	Event	Men
31	200 backstroke	32
33	50 butterfly	34
35	200 medley relay	36
37	200 breaststroke	38
39	100 freestyle	40

TYR®

ALWAYS IN FRONT

#PROUDTOBE
INSPIRING

DANA VOLLMER



2016 USMS Summer Nationals
Mt. Hood Community College
Meet Program - Sunday, August 21, 2016

#31 Women 200 LC Meter Backstroke

Sponsor: Serious Equipment by S.R. Smith

Name	Age	Team	Seed Time
1 Akenberger, Jamie K	25	LVM	2:30.05
2 Hale, Alicia	28	TW	2:30.08
3 Grover, Mollie K	35	UMAC	2:30.11
4 Cox, Allison L	32	PSM	2:38.00
5 Shepherd, Sara	34	OREG	2:38.08
6 Poll, Claudia	44	CRCE	2:38.10
7 Kieras, Jessica E	36	OREG	2:40.07
8 Holman, Sara E	30	CMS	2:40.53
9 Marks, Jamie L	28	SFTL	2:40.59
10 Bilich, Bonnie M	58	SRVM	2:43.00
11 Inada, Noriko	38	PSCM	2:45.00
12 Ward, Lisa A	52	WCM	2:45.00
13 Vazquez, Maria E	51	GAJA	2:47.96
14 Johnson, Serena H	39	OREG	2:48.21
15 Donohue, Lily E	26	OREG	2:48.23
16 Beeger, Elise J	32	OREG	2:49.27
17 Bunch, Brigid J	53	ARIZ	2:49.29
18 Holman, Mary E	30	CMS	2:49.74
19 Val, Laura B	65	TAM	2:50.00
20 Le Febre, Karen J	48	SNM	2:52.49
21 Yocum, Kari	39	PALM	2:52.93
22 Cox, Kristine A	38	OREG	2:53.78
23 Pfinsgraff, Joan L	62	MARY	2:54.22
24 Mohn, Jennifer L	25	DAM	2:54.25
25 McRae, Michelle	41	PSM	2:54.40
26 Belote Ripley, Melissa	60	RIO	2:55.31
27 Capizzi, Stefania	29	ROSE	2:56.55
28 Cleavenger, Becky	53	CVMM	2:56.71
29 Cotton, Suzy L	57	CMS	2:57.71
30 McCloskey, Cecilia D	66	SFTL	2:57.78
31 Andrus-Hughes, Karen	59	OREG	2:57.94
32 Walts, Merrie E	56	SRM	2:58.20
33 Salton, Gillian G	48	OREG	2:58.35
34 Sharpe, Anna	24	KM	2:59.59
35 Reeves, Katherine W	26	TOC	3:00.00
36 Coddington, Laura B	27	UC37	3:00.00
37 Schneider, Erin E	37	WMAC	3:00.00
38 Keeler, Susan E	38	WCM	3:00.13
39 Corporon, Nicolle A	32	CON	3:00.48
40 Lassen, Megan M	46	SFTL	3:02.28
41 Farinas, Jennifer R	44	PSM	3:03.00
42 Bergillos, Ara	34	SFTL	3:03.00
43 York, Sandi	40	PSM	3:04.70
44 Stamm, Stacy	28	NIKE	3:05.00
45 Kirkpatrick, Laura A	56	SYSM	3:05.00
46 Denison, Stephanie	46	SMST	3:05.02
47 Framke, Erin C	43	CMS	3:05.34
48 Martell, Beth	44	OREG	3:05.40
49 Couch, Stephanie D	52	MELO	3:05.65
50 Vultaggio, Maisie A	42	VSBV	3:05.99
51 Benedetto, Arianne L	35	OREG	3:06.27
52 Hines, Mary Anne	59	WMST	3:07.62
53 Rosen, Anna	29	SFTL	3:07.83
54 Criscione, Anicia	43	OREG	3:08.18
55 Courtney, Zena H	57	BWAQ	3:08.80
56 Daubersmith, Britta M	51	OREG	3:09.64
57 Preissler, Stella	67	PSM	3:10.00

58 Schwartz, Sarah Rachel	28	ROSE	3:10.00
59 Larson, Linda L	61	SFTL	3:11.98
60 Apple, Holly S	52	MM	3:12.00
61 Jensen, Amy M	30	ROSE	3:12.45
62 Davies, Anne C	52	OREG	3:12.50
63 Wray, Ellary H	34	SFTL	3:12.94
64 Turner, Lauren	24	ROSE	3:13.05
65 Butcher, Jennifer S	44	OREG	3:13.76
66 Summers, Jeanna	62	OREG	3:14.80
67 Nelson, Sheila	48	SRM	3:15.00
68 Goodman, Ann R	57	OREG	3:15.53
69 George, Constance	56	TTEX	3:15.75
70 Jajewski, Suzy	41	OREG	3:16.04
71 McNamara, Kathleen A	56	USF	3:16.81
72 Tourtual, Dorothy M	65	BUMS	3:18.58
73 Uustal, Diann	70	UC14	3:19.82
74 Kirkpatrick-Reno, Nancy	61	CVMM	3:20.00
75 Kahn, Mary J	57	DAM	3:20.50
76 Kelly, Mary Shawn	54	SFTL	3:21.36
77 Thayer, Marieke	55	SDSM	3:22.01
78 Quinn, Phyllis E	61	TOC	3:24.81
79 Jaeger, Dawn	60	PSM	3:25.00
80 Gold, Susan	56	ROSE	3:25.00
81 Cabada, Maria	53	CRCE	3:25.11
82 Kurtz, Helen	56	MMAC	3:25.87
83 Hudec, Jessica	33	OREG	3:26.00
84 Brewer, Aimee H	35	OREG	3:27.00
85 James, Katy	61	ARIZ	3:28.41
86 Hepworth, Linda	63	RHMS	3:29.98
87 Dodd, Suzanne R	55	CTM	3:35.00
88 Irawan, Yuni	53	NITR	3:36.44
89 Montrella, Beverly J	70	MVN	3:41.13
90 Ventura, Rosa V	69	SFTL	3:42.53
91 Hunt, Andrea M	68	PSM	3:45.00
92 Boslego, Barbara E	65	VMST	3:45.00
93 Pohlmann, Mary M	71	SLAM	3:45.48
94 Wright, Jill M	65	SAWS	3:46.10
95 Kinugawa, Carla	49	SFTL	3:47.00
96 Letsche, Lauren	34	SFTL	3:49.42
97 Rousseau, Sandi	69	OREG	3:52.74
98 Westergaard, Leslie M	73	DAM	4:03.14
99 Katz, Jane	73	AGUA	4:15.50
100 Frayne, Anne M	62	DAS	4:19.46
101 Tevis, Maggie H	68	RHMS	4:20.24
102 Dumouchel, Denise M	54	PSM	4:25.00
103 Ackerman, Dolly J	75	WCM	4:29.87
104 Casey, Kathrine J	68	PSM	4:30.00
105 Munn, Susan L	78	DAM	4:31.55
106 Asta, Lisa M	51	WCM	4:36.00
107 Volz, Kristin R	43	SFTL	4:38.96
108 Dillon Stewart, Jane E	74	WMAC	4:46.00
109 Norris, Roswita D	74	DAM	4:56.56
110 Varty, Eulah M	82	VIC	5:03.01
111 Henderson, Martha J	80	FACT	5:03.74
112 Franklin, Kristina L	44	OREG	5:15.55
113 Powell, Valerie I	23	PSM	5:31.07
114 Campbell, Joan K	86	FACT	6:52.66

#32 Men 200 LC Meter Backstroke

Sponsor: Paul Windrath

Name	Age	Team	Seed Time
1 Heady, Gavin M	18	WMSC	2:06.69
2 Bezugliy, Alexander	31	MPNY	2:12.60
3 Hurko, Matt	25	TOC	2:15.00
4 Gray, Trevor O	40	PSM	2:16.40
5 Dickson, Kurt F	49	ARIZ	2:17.66
6 Self, Mike	46	OREG	2:21.98
7 Ortiz, Juan A	29	UC38	2:22.88
8 Monahan, Sean P	24	SFTL	2:24.96
9 Hinshaw, Ben S	25	TOC	2:25.00
10 Bishow, Aaron M	25	UC37	2:25.69
11 Jimenez, Ignacio	51	CMS	2:26.19
12 Polito, Chip	40	OREG	2:26.42
13 Nygren, Mats O	50	PSM	2:28.00
14 Roper, Matthew D	35	DAM	2:28.13
15 Gordon, Graeme ST	37	EMSC	2:30.10
16 Thomas, Michael R	24	TAM	2:30.40
17 Lysenko, Andrii V	43	NS	2:30.97
18 Segarra, Rafael G	52	SFTL	2:33.54
19 Josberger, Jim H	45	OREG	2:33.83
20 Mench, Edward H	50	SYSM	2:34.55
21 Fischer, Niel E	52	CHIC	2:35.00
22 Peters, Keith D	51	OREG	2:35.00
23 Haynie, Carl	56	PSM	2:36.65
24 Hannula, Dave	62	PSM	2:38.00
25 Hendrick, Marty	58	SFTL	2:39.09
26 Koenig, Kit M	47	SFTL	2:39.87
27 Nalli, Lyle A	56	PSM	2:39.88
28 Castro, Daniel	25	ROSE	2:40.00
29 Hatch, Eric	42	SNM	2:40.00
30 Steynberg, Andre P	60	SFTL	2:40.27
31 Wallace, Colin C	38	OREG	2:40.51
32 Hopson, Bruce E	50	SLAM	2:41.07
33 Borton, Dan	48	ROSE	2:41.57
34 Archer, Branch T	57	TXLA	2:41.63
35 Malsbury, David B	55	VMST	2:41.63
36 LeClair, David W	49	HAFI	2:42.00
37 Shead, Timothy M	64	SFTL	2:42.00
38 Diehl, Robert N	51	NVM	2:43.00
39 Jackwin, Eric L	27	SFTL	2:44.27
40 Batchelder, John R	35	CMS	2:44.75
41 Docken, Steffen S	28	DAM	2:44.81
42 Littlefield, James R	56	BWAQ	2:45.00
43 Djang, Philipp A	62	SFTL	2:45.00
44 Slowey, Michael J	59	PALM	2:45.36
45 Faria, Jose J	50	GSM	2:45.61
46 Aldred, Grant D	23	OREG	2:45.95
47 Marks, Ronald L	58	SFTL	2:46.06
48 Muir, Scott	43	DAM	2:46.10
49 Cutting, Steve	59	TVM	2:46.18
50 Taylor, Ron A	56	RPM	2:46.21
51 Keil, Todd A	61	LIB	2:47.51
52 Moore, Robert B	56	PSM	2:48.00
53 Perout, Jeffrey J	63	SYSM	2:48.00
54 Stephens, Cliff C	61	OREG	2:48.45
55 Murphy, Matthew M	32	NAMI	2:48.50
56 Alfaro, Javier	51	CRCE	2:49.90
57 Burns, Richard	73	TAM	2:50.00

2016 USMS Summer Nationals
Mt. Hood Community College
Meet Program - Sunday, August 21, 2016

#32 ... (Men 200 LC Meter Backstroke)

58	Pearson, Jay D	55 PSM	2:50.03
59	Kerns, Hubie	67 VCM	2:50.40
60	Blank, Nick H	27 KM	2:50.50
61	O'Hern, David C	33 PSM	2:50.68
62	Spann, John R	55 CARL	2:52.00
63	Burleson, David O	59 OREG	2:52.03
64	Voisard, Brian S	65 WIN	2:52.61
65	Laporte, Guillermo	37 CRCE	2:53.10
66	Wilder, Hugh	69 SRM	2:53.18
67	Nelson, Timothy D	51 OREG	2:53.33
68	Waterson, Kevin	37 DAM	2:53.99
69	Kim, Gene B	30 ROSE	2:54.01
70	Kirkland, Dan L	68 PSM	2:54.85
71	Edde, Matthew L	27 BWAQ	2:55.22
72	Treiman, Gerald S	56 UTAH	2:55.86
73	Carmichael, Rod	65 VIC	2:57.23
74	Crooks, Alex	41 OREG	2:58.49
75	Benner, Tord E	57 SDSM	2:59.00
76	Soelter, Peter M	60 CTM	3:01.00
77	Schwartz, Marvin B	68 ARKM	3:04.00
78	Rysdon, Jon C	65 RMST	3:04.00
79	Clemmons, Jim	66 MAM	3:04.50
80	Keil, Mark A	63 NEM	3:07.75
81	Porter, Jordan	24 OREG	3:10.00
82	Goodlin, Tom	57 PSM	3:10.00
83	Warner, Frank	67 PSM	3:10.00
84	Heather, Michael R	62 MVN	3:10.66
85	Powell, Frank R	56 PSM	3:11.53
86	Vogel, Michel	40 SFTL	3:13.95
87	McColly, Michael	71 PSM	3:15.00
88	Stretch, James J	65 PSM	3:18.02
89	Mennen, Marty A	80 INDY	3:18.09
90	Parsons, Roger L	69 PBM	3:22.90
91	Fritschen, Tom M	60 PSM	3:23.30
92	Koenig, Mike	65 UC48	3:23.50
93	Person, James D	62 UC33	3:32.02
94	Farmer, Michael W	69 ROSE	3:35.12
95	Bailey, Conner	70 AMS	3:42.17
96	Benjamin, David L	67 MEMO	3:43.00
97	Norris, Robert F	78 DAM	3:46.11
98	Smith, Robert S	73 OREG	3:50.00
99	Good, Larry A	82 SLAM	3:55.50
100	Fasbender, Barry A	79 SMM	4:04.94
101	Peterson, Dick A	79 PSM	4:05.00
102	Darnell, Stephen	62 OREG	4:10.00
103	Berghaus, Peter P	75 OREG	4:22.53
104	Lamb, Willard J	94 OREG	4:26.00
105	Thayer, George D	80 OREG	4:27.33
106	Goldbas, Mervyn E	74 SFTL	4:28.69
107	Blais, Jerry L	64 OREG	4:30.00
108	Beach, Robert E	86 SPM	4:30.00
109	Feldman, Michael H	58 LVM	4:52.47

#33 Women 50 LC Meter Butterfly

Sponsor: Sandi Rousseau

Lane	Name	Age	Team	Seed	Time
Heat 1 of 22 Finals					
2	Hastings, Patricia B	81	MM	1:30.00	
3	Varty, Eulah M	82	VIC	1:17.18	
4	Henderson, Martha J	80	FACT	1:12.13	
5	Kawabata, Geraldine L	82	OREG	1:20.86	
6	Sanddal, Charlotte E	94	MM	1:50.00	
Heat 2 of 22 Finals					
2	Roark, Frances L	70	AMS	1:03.54	
3	Magee, Carolyn M	71	WENM	51.82	
4	Dickinson, Victoria F	71	KM	47.00	
5	Frid, Barbara	74	OREG	49.00	
6	Hill, Marcia M	72	WCM	59.00	
7	Dugan, Betty L	75	DAM	57.46	
Heat 3 of 22 Finals					
1	Colwell, Elizabeth	62	HIMA	50.00	
2	Pinto, Rebecca A	61	MELO	43.61	
3	Kirkpatrick-Reno, Nancy	61	CVMM	40.00	
4	Hair, Margaret	61	LCN	43.61	
5	Meteyer, Beverly B	63	LVM	46.00	
6	Martin, Michelle E	67	SFTL	59.29	
7	Fitzpatrick, Maureen	65	PBM	52.00	
8	Brittingham, Regina	65	WCM	1:30.00	
Heat 4 of 22 Finals					
1	Mymryk, Penny	69	RMSC	44.78	
2	Rousseau, Sandi	69	OREG	42.98	
3	Menard, Joanne	68	MMAC	38.93	
4	Davis, Charlotte M	66	PSM	34.50	
5	Preissler, Stella	67	PSM	38.17	
6	Altman, Christie	67	ARIZ	39.80	
7	Toppel, Margaret H	68	ARIZ	43.80	
8	Christenson, Candy J	69	WMAC	47.41	
Heat 5 of 22 Finals					
1	Jaeger, Dawn	60	PSM	38.00	
2	Kryka, Nancy	61	SYSM	36.46	
3	O'Brien, Charlene A	60	WCM	35.58	
4	Hibben, Veronica	60	UCLA	32.66	
5	Cole, Janie	63	NTXL	35.05	
6	Lippold, Mary B	60	PSM	35.77	
7	Cunningham, Martha C	60	RHMS	36.75	
8	Taylor, Barbara G	62	YCMS	38.52	
Heat 6 of 22 Finals					
2	McFarland, Cestjon	56	PSM	50.00	
3	Groselle, Laura L	56	SYSM	39.20	
4	Feeley, Louise S	57	MELO	38.28	
5	Stokes, Karin E	55	NEM	38.38	
6	Howard, Deborah C	57	FACT	48.37	
Heat 7 of 22 Finals					
1	Caswell, MJ	55	OREG	37.30	
2	Brightwell, Kim M	56	RMST	34.92	
3	Ingraham, Susan	57	MOST	34.00	
4	Dahl, Lisa A	55	PSM	31.50	
5	Hung, Maria E	56	SFTL	33.08	
6	Ganze, Cathy	59	SDSM	34.56	
7	Thomas, Ann B	56	SFTL	37.00	
8	Gardner, Deborah S	57	ARIZ	37.71	

Heat 8 of 22 Finals

3	Ladd, Laura M	49	ENSW	43.23
4	Merson, Nicole M	45	ABM	44.99
5	Hecksel, Toni S	50	OREG	39.77
6	Dibley, Allison M	54	WCM	51.43

Heat 9 of 22 Finals

1	Dornan, Gwen	53	USF	37.13
2	Irish Bostic, Linda	53	PBM	37.01
3	Jacobson, Kendal R	50	TXLA	35.92
4	Considine-Miller, Ellen A	53	WMST	35.62
5	Adams, Kari S	50	LVM	35.90
6	Zutter, Cynthia M	51	CVMM	37.00
7	Kavalauskas, Alita	53	JAMM	37.03
8	Takarabe, Nikki	50	CTM	38.93

Heat 10 of 22 Finals

1	Friedlander, Rebecca L	50	SNM	34.16
2	Delmage, Arlene	54	OREG	32.23
3	Welting, Lauren K	51	TOC	32.21
4	Sappey, Collette H	52	CMS	32.00
5	Asch, Jill M	50	OREG	32.10
6	Godges, Arlette A	52	CVMM	32.22
7	Jurey, Mary K	50	TXLA	33.81
8	Tracy, Robin C	52	DKTA	34.81

Heat 11 of 22 Finals

1	Salton, Gillian G	48	OREG	39.00
2	Buehler, Paige	48	MCM	38.01
3	Yearwood, Lynn M	49	VIC	36.50
4	Maynard, Lisa D	47	ARIZ	35.55
5	Reimer, Shelley B	47	PSM	36.04
6	Khalil, Heidi G	45	ROSE	37.84
7	Dombrowski, Andrea	49	SYSM	38.12
8	Longridge, Julee S	45	PSM	40.25

Heat 12 of 22 Finals

1	Morgen, Cheryl A	47	OREG	34.54
2	LeClair, Dale A	47	HAFI	34.29
3	McPherson, Chris A	49	ENSW	32.28
4	Mabee, Cindy	47	VIC	30.80
5	Moorhead, Amy J	45	PSM	31.62
6	Sinnott, Heather J	45	VIC	34.00
7	Rietz, Heather	48	ENSW	34.50
8	Armstrong, Mary C	49	PSM	34.90

Heat 13 of 22 Finals

1	Dees, Jillian R	33	PSM	40.41
2	Grier, Cassi M	30	OREG	38.00
3	Liu, Sida	31	UC02	35.29
4	Winans, Amanda	33	PSM	36.15
5	Bonfitto, Jordan	30	ISWM	39.00
6	Clark, Melinda R	37	OREG	50.00
7	Hoomans, Bree J	37	OREG	1:01.00
8	Blair, Elizabeth A	41	SAM	1:10.70

Heat 14 of 22 Finals

1	Wegner, Karin M	44	LVM	43.17
2	Dean, Kelly S	44	OREG	38.90
3	Hanson, Maren T	42	RIO	36.72
4	Edwards, Bonnie B	44	OREG	36.61
5	Darling, Colleen M	42	WCM	36.71
6	Bradley, Sarah	41	PSM	37.25
7	Rogers, Sarah J	40	OREG	41.96
8	Parker, Amy P	40	ROSE	44.30

2016 USMS Summer Nationals
Mt. Hood Community College
Meet Program - Sunday, August 21, 2016

Heat 15 (#33 Women 50 LC Meter Butterfly)

1	Chacon, Marcela	42 CRCE	35.65
2	Wallace, Shannon A	41 OREG	34.22
3	Peterson, Julie A	41 OREG	33.56
4	Braun, Erika L	44 NCMS	28.41
5	Skinner, Sonja	40 OREG	30.60
6	Mcclafferty, Christine	43 OREG	33.91
7	Lauzion, Chantal H	43 NOVA	34.83
8	Vultaggio, Maisie A	42 VSBV	35.99

Heat 16 of 22 Finals

1	Basaraba, Deni L	35 WCM	40.00
2	Hiebert, Stephanie	39 PSM	36.55
3	Ella, Ellen	38 PSM	36.02
4	Gerlach, Suzanne R	37 OREG	35.59
5	Maples, Kristen	35 OREG	35.62
6	Carlson, Jennifer M	37 RMST	36.11
7	Dhom, Gina M	38 OREG	36.99
8	Hier, Julia	35 OREG	45.00

Heat 17 of 22 Finals

1	Westmacott, Lauren	37 VIC	35.50
2	Schneider, Erin E	37 WMAC	34.50
3	Schultz, Karen E	37 SBM	33.99
4	Buelow, Vicky	35 OREG	33.95
5	Howland, Heather A	36 IM	33.96
6	Anderson, Charis H	37 TXLA	34.48
7	Segnini, Natalia	35 CRCE	35.37
8	Belluomini, Melanie C	39 DAM	35.54

Heat 18 of 22 Finals

1	Inada, Noriko	38 PSCM	33.00
2	Whitney, Ashley A	37 NASH	31.20
3	Moro, Erin C	38 PALM	30.65
4	Szekely, Ildiko	37 NEM	30.00
5	Richards, Ericka L	38 WCM	30.10
6	Chance, Danielle R	35 SYSM	30.94
7	Melina, Emily R	36 OREG	31.26
8	Keiber, Casey M	39 CMS	33.00

Heat 19 of 22 Finals

1	Schneider, Leah R	32 WMAC	34.00
2	Polito, Christine C	31 OREG	33.70
3	Togias, Anna	31 ETOB	32.80
4	Sitarz, Rachel A	32 ISWM	29.62
5	Carlson, Megan M	32 INDY	30.99
6	Bernal, Alison	32 SBM	32.89
7	Ruspakka, Shelly L	34 MCM	33.91
8	Jensen, Amy M	30 ROSE	34.33

Heat 20 of 22 Finals

2	Manlow, Alyssa N	28 OREG	41.87
3	Donohue, Lily E	26 OREG	32.87
4	Stamm, Stacy	28 NIKE	40.11
5	Hsieh, Rachel	29 OREG	43.65
6	Courtney, Khaila K	20 BWAQ	1:00.50

Heat 21 of 22 Finals

1	Jones, Shannon	27 NITR	32.01
2	Munger, Anna R	26 NCMS	31.90
3	Prestinario, Amy N	26 WLAC	30.96
4	Dinkel, Paloma	28 PSM	29.99
5	Stacy, Jessica L	27 OREG	30.00
6	Olson, Christine A	26 TOC	31.00
7	Reeves, Katherine W	26 TOC	32.00
8	Lavigna, Lauren C	27 PSCM	32.66

Heat 22 of 22 Finals

1	Shepherd, Bridget E	22 DUCK	35.18
2	Adams, Cassandra M	20 CHIC	34.36
3	Taylor, Tori	24 ISWM	32.57
4	Stipe, Mikkel-Ane	23 TOC	31.96
5	Murphy, Kathryn T	24 TOC	32.00
6	Miller, Lindsay	24 OREG	34.30
7	Stori, Grace E	20 SBM	35.00
8	Happe, Emily	19 USF	42.57

#34 Men 50 LC Meter Butterfly

Sponsor: Quality Inn Gresham Oregon

Lane	Name	Age	Team	Seed Time
------	------	-----	------	-----------

Heat 1 of 28 Finals

2	Braly, Mark	81 DAM	1:25.14
3	Slawson, Dick M	80 OREG	55.88
4	Fleming, Jack C	81 USF	54.69
5	Bevier, Jack	84 WENM	1:02.21
6	Manheim, Frank T	86 RMST	1:15.69

Heat 2 of 28 Finals

2	Goode, Douglas J	77 ROSE	51.00
3	Messineo, Doug	76 BDO	49.79
4	Freshley, Mike R	75 ROSE	33.83
5	Flores-Fiol, Oscar A	78 UC37	46.40
6	Jones, Ronald C	76 PSM	50.32

Heat 3 of 28 Finals

1	Kozloff, Charles	73 OREG	59.00
2	Stern, Tom K	71 FGST	40.90
3	Alejandro, Richard	71 TAM	38.50
4	Zamon, Frederick J	74 GMUP	44.76
5	Dirksen, Mike	67 OREG	37.56
6	Roark, Roland S	68 AMS	43.16
7	Voeller, Jan	55 OREG	41.23

Heat 4 of 28 Finals

1	Kramer-Howe, Richard	74 PSCM	36.53
2	Powers, Matt G	70 TULS	34.60
3	Quiggin, David	72 PBM	32.83
4	Burns, Joel J	70 SFTL	30.98
5	Burns, Richard	73 TAM	31.80
6	Lodwig, Keefe L	73 PBM	34.50
7	Pilger, Robert T	73 PSM	34.65
8	Monohon, Paul E	71 PSM	38.00

Heat 5 of 28 Finals

1	Walker, Thomas W	69 PSM	36.50
2	Ide, Yutaka	69 PSCM	35.16
3	Meyerhoff, Rick	69 TAM	34.00
4	Ryan, Gary J	67 HIMA	33.48
5	Muthler, Stephen K	65 TPIT	33.97
6	Carmichael, Rod	65 VIC	34.50
7	Ravel, Rick	66 TTEX	35.20
8	Paushter, Stephen L	65 BUMS	37.50

Heat 6 of 28 Finals

1	Baker, John B	65 PSM	32.80
2	Middleton, Marc D	65 YCFM	31.80
3	Wilder, Hugh	69 SRM	31.62
4	Holt, Tate	65 TAM	31.00
5	Childs, Lee	68 PBM	31.50
6	Hazen, John	66 ENSW	31.67
7	Wilson, Robert H	65 CAQM	31.83
8	McPherson, Andrew M	69 DAM	33.11

Heat 7 of 28 Finals

1	Knowles, Ross S	60 SYSM	35.76
2	Dwight, Charles B	61 OREG	35.00
3	Bannan, Charles	64 OREG	34.21
4	Munger, Peter E	64 NCMS	34.00
5	Lee, Stanley H	60 YCMS	34.77
6	Kahn, Stuart L	63 DAM	35.55
7	Sternberg, Scott D	58 ROSE	33.91
8	Pearson, Jay D	55 PSM	34.00

Heat 8 of 28 Finals

1	Dondi, Beda C	61 SFTL	33.38
2	Heather, Michael R	62 MVN	33.11
3	Buckley, Mark	63 CVMM	32.25
4	Guttilla, John	60 AGUA	32.00
5	Von Hoffmann, Gerard	60 NOVA	32.00
6	Sterne, Erik A	64 ROSE	32.94
7	Pendleton, Mike L	64 SKY	33.19
8	Glenn, Tim P	60 STAN	33.70

Heat 9 of 28 Finals

1	Van Boer, Eric D	62 RHMS	31.00
2	Kahn, Roger	61 SYSM	30.00
3	Hedrick, Trip	62 SYSM	28.98
4	Graham, Donald	62 PSM	28.14
5	Fields, John A	60 AWJ	28.50
6	Martin, Doug	63 SYSM	29.00
7	Druz, Loren	60 WCM	31.00
8	Stephens, Cliff C	61 OREG	31.44

Heat 10 of 28 Finals

1	Wolter, David	59 OREG	33.50
2	Lieggi, Anthony	55 BWAQ	33.10
3	Cooper, Malcolm	59 HIMA	32.00
4	Welchlin, Bob	59 MOVY	30.68
5	Stultz, Todd W	56 SYSM	31.53
6	Green, Chip	56 PBM	32.80
7	Baird, Jeff A	57 ARIZ	33.33
8	Wren, Mark B	58 OREG	33.50

Heat 11 of 28 Finals

1	Uebele, Keith	55 OREG	30.50
2	Johnston, Mark A	56 FLOW	30.25
3	Stephenson, Kyle	56 MOVY	29.35
4	Beattie, John R	55 YCFM	27.84
5	Wood, Steve	56 SYSM	28.00
6	Aubrey, Michael	55 SFTL	29.60
7	O'Brien, Kerry L	59 WCM	30.44
8	Washburne, Brent C	55 OREG	30.52

2016 USMS Summer Nationals
Mt. Hood Community College
Meet Program - Sunday, August 21, 2016

Heat 12 (#34 Men 50 LC Meter Butterfly)		
2	Smith, Richard C	51 AMS 33.50
3	Simpson, Kris P	51 OREG 32.55
4	Le Vasseur, Andrew P	53 CMS 32.20
5	Cook, Doug J	53 WCM 32.35
6	Puentes Duarte, Pedro	51 ZAC 33.50
7	Crowson, Todd M	51 OREG 38.49
Heat 13 of 28 Finals		
1	Cleaver, Oliver	53 SAWS 31.90
2	Kahl, Steven E	54 CMS 31.44
3	Parmentier, Steve D	51 OREG 31.01
4	Phillips, Daniel L	53 PSM 30.24
5	Horwitz, Peter C	52 SFTL 30.58
6	Doyle, Michael B	52 NTXL 31.08
7	Tarafa, Miguel	52 CRCE 31.66
8	Krieger, Dima	50 UC14 32.00
Heat 14 of 28 Finals		
1	Axelsson, Peter	50 PSM 30.00
2	Young, Robert A	52 MINN 29.73
3	Boone, Jon	53 WCM 29.33
4	Peschel, Keith D	51 SMST 29.01
5	Phillips, Carr	51 OREG 29.12
6	Thornton, Cooper	54 CTM 29.50
7	Malone, Kenneth G	52 MARY 29.86
8	Wan, Eric	50 OREG 30.05
Heat 15 of 28 Finals		
1	Ekman, Evan F	52 NCMS 28.68
2	McComish, John H	50 OREG 28.49
3	Lutovich, Claudio Daniel D	53 SFTL 27.80
4	Unruh, Steven L	50 NITR 26.62
5	Sims, David E	54 IM 27.27
6	Jimenez, Carlos A	52 RICE 28.32
7	Bennett, Dennis	50 IAMA 28.52
8	Roth, Matthew J	50 OREG 28.99
Heat 16 of 28 Finals		
2	Olson, Steven	48 OREG 35.50
3	Maginnis, Ian R	49 OREG 35.00
4	Myers, Ken A	47 OREG 31.85
5	Carlson, John	45 RMST 32.68
6	Miller, Graham P	49 UC55 35.00
7	Toy, Raymond	49 CMYM 37.62
Heat 17 of 28 Finals		
1	Castle, Matt	45 PSM 31.70
2	Mc Bride, Patrick F	47 USF 31.50
3	Kelly, Scott D	47 PSM 31.00
4	Hohn, Chris	48 SDSM 29.54
5	Rubocki, John S	46 SAWS 29.87
6	Tomson, Farol L	45 GERM 31.01
7	Scovel, Russel R	46 OREG 31.64
8	Brenes, Marco	45 CRCE 31.85
Heat 18 of 28 Finals		
1	Kasser, Dan	47 SKY 28.53
2	Power, Michael L	48 SBM 28.29
3	Doane, Michael P	46 UMAC 27.90
4	Weldon, Mark R	49 ROS 27.30
5	Dreizler, Todd M	46 PSCM 27.49
6	Duus, Gabe G	46 OREG 28.22
7	Kroupa, Andy S	47 YCFM 28.43
8	Sumner, David M	46 MVN 29.00

Heat 19 of 28 Finals		
1	Therrien, Jerry	41 RIO 35.05
2	Palace, Mark	43 SYSM 33.85
3	Colburn, Christopher M	44 ABM 30.69
4	Tait, David A	40 RIO 29.91
5	Swope, Paul A	41 SLAM 30.60
6	Conrad, Nathan E	40 WMAC 31.00
7	SeEVERS, John L	41 SMST 35.00
8	Garces, Eudean D	42 RPM 50.00
Heat 20 of 28 Finals		
1	Phillips, Tom	42 MICH 28.94
2	Valle, Marc A	42 ARIZ 27.89
3	Ohman, Niclas K	42 NEM 27.83
4	Pearson, Johnnie A	43 SYSM 27.55
5	Woolard, Whitney J	41 OREG 27.60
6	Karren, Kelly S	43 CVMM 27.89
7	Glass, Mark W	42 NTXL 28.42
8	Smit, Karel-Gustaaf M	43 UC37 29.01
Heat 21 of 28 Finals		
1	Morrow, Ryan	36 OREG 56.73
2	Francis, Tyler M	35 ARIZ 31.05
3	Tobler, Nathan	37 RIO 30.00
4	Wallace, Colin C	38 OREG 29.91
5	Strahota, Jeffrey R	36 UMAC 29.92
6	Thomas, Isaac J	36 BWAQ 30.75
7	Eagle, Daniel	39 OREG 32.00
Heat 22 of 28 Finals		
1	Jimmison, Tyrone M	36 PSM 29.37
2	Goler, Jonathan A	36 SFTL 28.20
3	Dallamura, Scott J	38 NCMS 27.19
4	Doak, Kevin	35 MICH 26.00
5	Lotano, Daniel	36 PBM 27.00
6	FleSURAS, Alex J	37 UC37 28.00
7	Fantz, Chris L	39 OREG 28.71
8	Wood, Andrew T	39 GRA 29.75
Heat 23 of 28 Finals		
1	O'oughlin, Jonathan	33 UMAC 40.00
2	Breuer, Sam	30 OREG 31.56
3	Maurer, Adrian B	33 CHIC 30.30
4	Armour, Justin	31 ROSE 29.72
5	Abells, Joel	30 VIC 29.87
6	Thomasian, Aram G	31 RMST 30.50
7	Cleary, Kevin H	33 OREG 31.66
Heat 24 of 28 Finals		
1	Gans, Egan	30 TOC 28.00
2	Meyer, Adam	30 ROSE 27.76
3	Bannan, Brett T	34 MELO 26.20
4	Shores, Kyle M	31 PSCM 25.50
5	DeBerry, Tyler	32 ARIZ 25.55
6	Talbott, Christopher J	30 TOC 27.00
7	Carbajal, Enrique	32 OREG 27.80
8	Lentz, Graham M	32 TOC 28.54

Heat 25 of 28 Finals		
1	Branche, Kyle N	28 UC37 30.07
2	Packer, Christopher B	26 TOC 29.89
3	Friend, Jay J	27 MMTT 29.21
4	Docken, Steffen S	28 DAM 28.99
5	Liedtke, Matthew	27 PSM 29.00
6	Ganiyev, Doston	29 CMS 29.58
7	Coughran, Terrance P	25 OREG 30.00
8	Contreras Sandoval, Isaac	27 PSM 31.00
Heat 26 of 28 Finals		
1	Bishow, Aaron M	25 UC37 28.69
2	Schnabl, David	29 TOC 28.32
3	Yan, Hank	27 TOC 28.00
4	Hurko, Matt	25 TOC 28.00
5	Neuwirth, Jamie	29 TOC 28.00
6	Hinshaw, Ben S	25 TOC 28.00
7	Talmdadge, Matthew S	27 TOC 28.55
8	Bonus, Ted	28 OREG 28.91
Heat 27 of 28 Finals		
1	Croft, Lance C	28 UC14 27.32
2	Wang, Jackson Z	29 TOC 26.90
3	Owen, Cameron	27 BCCS 26.11
4	Konarzowski, Jan	28 PSCM 25.80
5	Rowan, Samuel N	25 TOC 26.03
6	Taylor, Jonathan B	28 TOC 26.20
7	Kuhn, Kevin F	27 SBM 27.19
8	Michael, Daniel	28 OREG 27.40
Heat 28 of 28 Finals		
1	Tyrrell, Will H	22 OREG 31.00
2	Potter-Clark, Rahevin S	21 OREG 30.96
3	Turner, Austin D	20 OREG 29.50
4	MacKay, Ian D	24 TOC 26.23
5	Scheck, Joshua B	20 PSM 28.22
6	Hamel, Dirk	21 SYSM 29.75
7	Aldred, Grant D	23 OREG 31.00

#37 Women 200 LC Meter Breaststroke

Sponsor: Quality Inn Gresham Oregon

	Name	Age Team	Seed Time
1	Clapp, Marissa L	29 RICE	2:40.10
2	Glenn, Katie	40 STAN	2:46.07
3	Olson, Christine A	26 TOC	2:48.88
4	Marks, Jamie L	28 SFTL	2:51.86
5	Carlson, Megan M	32 INDY	2:53.23
6	Liotta, Ashley M	37 PSCM	2:53.69
7	Blank, Abby	31 OREG	2:58.33
8	Sharpe, Anna	24 KM	2:59.00
9	Carnevale, Cecilia	42 CRCE	2:59.50
10	Showell, Brianna E	37 OREG	3:02.47
11	Jacobson, Kendal R	50 TXLA	3:02.58
12	McIntyre, Shannon J	52 PSM	3:02.84
13	Ferries, Jenny	35 PSM	3:05.47
14	Simmons, Cheryl A	49 ROSE	3:06.90
15	Nelson, Sara Q	44 OREG	3:10.92
16	Weiderman, Jennifer	50 CVMM	3:11.70
17	Capizzi, Stefanie	29 ROSE	3:12.69
18	Singleton, Amanda L	27 SFTL	3:13.00
19	Dawson-Cook, Susan E	53 ARIZ	3:13.03
20	Rhodes, Avila	60 VIC	3:13.11
21	Jurey, Mary K	50 TXLA	3:14.00

**2016 USMS Summer Nationals
Mt. Hood Community College
Meet Program - Sunday, August 21, 2016**

#37 ... (Women 200 LC Meter Breaststroke)

22	Estel, Beth A	60 NEM	3:16.00
23	Ferrel, Amelia M	29 PSM	3:16.07
24	Tracy, Robin C	52 DKTA	3:16.77
25	Ward, Lisa A	52 WCM	3:17.00
26	Anderson, Charis H	37 TXLA	3:17.66
27	Faure, Caroline E	48 SRTC	3:17.69
28	Barbosa, Tatiana B	37 SFTL	3:18.03
29	Mohn, Jennifer L	25 DAM	3:18.11
30	Metz, Amanda	36 OREG	3:18.45
31	Sandoval, Lisa E	44 OREG	3:18.87
32	Vazquez, Maria E	51 GAJA	3:19.77
33	Gregory, Ellen D	52 INDY	3:20.22
34	Lauzon, Chantal H	43 NOVA	3:20.42
35	Bennett, Ellen K	53 SYSM	3:20.97
36	Rogers, Sarah J	40 OREG	3:21.01
37	Twist, Christina L	30 ENSW	3:21.27
38	Framke, Erin C	43 CMS	3:21.74
39	Bunch, Brigid J	53 ARIZ	3:22.33
40	Bulman, Robin A	51 SRM	3:23.33
41	Wilson, Jamie W	50 PALM	3:23.34
42	Forest, Anna Marie	47 SDM	3:23.91
43	Flessert, Amy M	32 NORT	3:25.00
44	Lassen, Megan M	46 SFTL	3:25.26
45	Miller, Lindsay	24 OREG	3:25.50
46	Rosen, Anna	29 SFTL	3:25.77
47	Wenzel, Chris	57 PBM	3:26.00
48	Gustafson, Aubree M	35 OREG	3:26.30
49	Menozzi, Elizabeth	39 UC38	3:26.82
50	Campagna, Janice M	56 NCMS	3:27.86
51	Khalil, Heidi G	45 ROSE	3:27.90
52	Ducore, Rebecca	36 OREG	3:28.09
53	Armstrong, Mary C	49 PSM	3:28.33
54	Belluomini, Melanie C	39 DAM	3:28.83
55	Chapman, Linda	60 PSM	3:30.00
56	Voss, Julie E	53 PSM	3:30.00
57	Criscione, Anicia	43 OREG	3:30.30
58	Hecksel, Toni S	50 OREG	3:30.34
59	Schmidt, Olivia	23 OREG	3:30.45
60	Phalen, Jennifer R	52 DAM	3:31.12
61	Groselle, Laura L	56 SYSM	3:31.18
62	Vincent, Nancy C	57 OREG	3:33.35
63	Wheeler, Barbara C	59 TAM	3:34.00
64	Piggott, Emma	42 SDSM	3:35.71
65	Gonzalez, Ana Lucia	54 CRCE	3:38.91
66	Eaton, Heather G	43 LAS	3:40.00
67	Vultaggio, Maisie A	42 VSBV	3:40.59
68	McLean, Laura L	51 BWAQ	3:41.77
69	Rosenblat, Daniela	41 SFTL	3:42.18
70	Brewer, Aimee H	35 OREG	3:43.00
71	Dodd, Dina	53 NSMS	3:43.27
72	Dolan LaMar, Diana	59 SDSM	3:44.38
73	Eldridge, Audrey L	53 CMS	3:46.00
74	Cushman, Susan	54 LVM	3:46.06
75	Boslego, Barbara E	65 VMST	3:46.09
76	Steil, Tamara R	62 MICH	3:46.30
77	Ogier, Danielle	64 SDSM	3:46.41
78	Del Greco, Jane B	60 IM	3:47.87
79	Barnea, Daniela	72 STAN	3:49.45
80	Gettling, Janet	68 OREG	3:51.63

81	Fox, Christina M	56 OREG	3:53.00
82	Fitzpatrick, Maureen	65 PBM	3:54.00
83	Nelson, Carol L	50 KM	3:55.21
84	Clutter, Cynthia G	56 MMAC	3:55.60
85	Sprouse, Cecily	60 DAM	3:57.45
86	Cambra-Brungard, Jeanne	64 LOM	3:58.02
87	Hoomans, Bree J	37 OREG	4:00.00
88	Pierson, Ginger L	70 OREG	4:00.00
89	Rodriguez, Nancie	55 CTM	4:01.15
90	Redwine-Baker, Roxanne J	57 OREG	4:03.52
91	Hair, Margaret	61 LCN	4:03.61
92	Stringer, Peggy L	65 MM	4:04.20
93	Bennett, Kristin P	59 ROSE	4:06.39
94	Scovazzo, Mary L	61 TCAS	4:09.30
95	Tourtual, Dorothy M	65 BUMS	4:10.00
96	Waggoner, Gloria	69 KM	4:10.00
97	Kim, Nellis Y	46 BWAQ	4:12.83
98	Chohlan, Annette M	68 RHMS	4:24.06
99	Christenson, Candy J	69 WMAC	4:27.72
100	Matamoros, Mariana	51 CRCE	4:30.63
101	Panayotoff, Kristi M	68 GS	4:32.39
102	Speer, Pam	65 ARIZ	4:34.17
103	Roark, Frances L	70 AMS	4:34.58
104	Jaffe, Kristin N	78 TAM	4:38.69
105	Warren, Susan R	75 VCSS	4:41.07
106	Gillies, Judy L	68 ARIZ	4:41.64
107	Adkins-Narte, Heather D	62 PSM	4:57.04
108	Vallandigham, Jett L	70 MCM	5:07.70
109	Hirsch, Ann M	85 WCM	5:13.00
110	Norris, Roswita D	74 DAM	5:20.58
111	Whiter, Peggy S	73 OREG	5:21.98
112	Riley-Hagan, Maggie	63 HIMA	5:30.00
113	Varty, Eulah M	82 VIC	5:55.66
114	Sanddal, Charlotte E	94 MM	8:31.18

#38 Men 200 LC Meter Breaststroke

Sponsor: Karen AH in memory of Art Smith

Name	Age	Team	Seed Time
1	Materniak, Eric R	25 BERK	2:23.56
2	Gans, Egan	30 TOC	2:26.90
3	Bezugliy, Alexander	31 MPNY	2:27.20
4	Guyler, Mark	24 CSCS	2:29.37
5	Deery, Kyle B	32 SYSM	2:30.50
6	Guthrie, David M	56 RICE	2:31.10
7	Kertesz, Kristof	23 SFTL	2:34.00
8	Yung, Cejih J	31 UMAC	2:35.00
9	Conroy, Chris	31 PSM	2:36.33
10	Ecklund, Tait C	35 ROSE	2:37.39
11	Haan, Colby	23 MICH	2:38.58
12	Dailey, Alexander D	40 USF	2:38.89
13	Doherty, Kevin J	43 CMS	2:39.05
14	Acosta, Joel A	28 SFTL	2:39.37
15	Reynolds, Chris M	37 UC37	2:42.05
16	Jimenez, Ignacio	51 CMS	2:42.38
17	Colella, Rick	65 PSM	2:43.34
18	Komissarov, Andrey A	56 SDSM	2:43.35
19	Rasmussen, John C	41 OREG	2:44.01
20	Rasmussen, Christian S	37 WCM	2:44.01
21	Cedano, Noel	36 SFTL	2:44.50
22	Koehler, Doug J	50 CVMM	2:45.05
23	Scott, Greg C	57 CMS	2:45.07

24	Polito, Chip	40 OREG	2:45.68
25	Doherty, Todd S	45 PSM	2:47.65
26	Malik, Michael J	35 PALM	2:48.56
27	Phillips, Daniel L	53 PSM	2:49.00
28	Conrad, Nathan E	40 WMAC	2:50.50
29	Dunson, David B	44 NCMS	2:50.51
30	Magnusson, Craig B	51 NHS	2:50.82
31	Durieux, Chad A	37 ROSE	2:50.95
32	Finney, Peter C	49 MAM	2:51.12
33	Panzarino, Stephen	55 SYSM	2:51.70
34	Waud, Timothy P	49 OREG	2:52.00
35	Matysek, Jim	57 SYSM	2:53.47
36	McAdam, Robert P	54 GS	2:53.50
37	Herrold, David H	47 TULS	2:53.95
38	Von Hoffmann, Gerard	60 NOVA	2:55.00
39	Stori, Mark D	51 SBM	2:55.00
40	Slowey, Michael J	59 PALM	2:55.48
41	Allender, Patrick	58 OREG	2:55.50
42	Clydesdale, Bill	49 OREG	2:55.59
43	McAdam, Samuel T	51 DAM	2:56.15
44	Aubrey, Michael	55 SFTL	2:56.22
45	Esko, Kevin L	50 PSM	2:56.35
46	Palma, Rodolfo	39 OREG	2:56.55
47	Zhai, Eric	35 BCTM	2:56.97
48	Hamm, Michael L	59 KM	2:57.00
49	Baird, Jeff A	57 ARIZ	2:57.48
50	Mc Bride, Patrick F	47 USF	2:58.24
51	Swick, John T	33 ARIZ	2:58.30
52	Thompson, Anthony G	52 MOVY	2:58.36
53	Howell, Richard K	57 OREG	2:58.89
54	Shead, Timothy M	64 SFTL	2:59.00
55	Mester, Matthew J	37 MVN	2:59.41
56	Vargas, Daniel	56 ARIZ	2:59.72
57	Samoilov, Arkadii V	51 MVM	2:59.90
58	Stark, Allen L	67 OREG	2:59.99
59	Jones, Kenton R	49 SDSM	2:59.99
60	Patterson, Thomas J	39 1776	3:00.00
61	Holmberg, Tom	58 IM	3:00.49
62	Louie, Jamie	59 CMS	3:02.97
63	van Andel, Robbert	42 OREG	3:03.16
64	Yelin, Matt	27 OREG	3:03.56
65	Thessin, Tyler	51 OREG	3:04.31
66	Hartford, Doug	53 VIC	3:05.25
67	Branche, Kyle N	28 UC37	3:05.36
68	Cox, Raymond F	41 SFTL	3:07.73
69	Song, James C	33 MEMO	3:08.08
70	Simpson, Kris P	51 OREG	3:09.33
71	Hagedorn, Chad F	44 PSM	3:09.69
72	Templin, Philip John	62 SAWS	3:10.00
73	Blavatnik, Alex	52 SFTL	3:10.00
74	McCarthy, Darren M	50 OREG	3:10.13
75	Dougherty, Stephen P	65 SFTL	3:11.73
76	Swenor, Gary D	62 NSMS	3:12.59
77	Strand, Robert	70 SAWS	3:12.94
78	Woodruff, David L	60 DAM	3:13.12
79	Cleary, Kevin H	33 OREG	3:14.15
80	Marks, Ronald L	58 SFTL	3:15.00
81	Steenhuis, Harm-Jan	49 WST	3:15.00
82	Davis, Cory M	36 RMST	3:15.64
83	Peterson, Steven B	70 PSM	3:15.90
84	Dirksen, Mike	67 OREG	3:16.00

**2016 USMS Summer Nationals
Mt. Hood Community College
Meet Program - Sunday, August 21, 2016**

#38 ... (Men 200 LC Meter Breaststroke)

85	Keyser, Brian	60	1776	3:16.50
86	Consaul, James R	62	CAQM	3:16.50
87	Hektner, Eric W	58	TVM	3:17.75
88	Freshley, Mike R	75	ROSE	3:18.00
89	Anderson, Robert L	61	PCCM	3:18.93
90	Voll, Robert M	59	OREG	3:19.92
91	Vance, Alex N	23	UC55	3:20.00
92	O'Hern, David C	33	PSM	3:21.36
93	Reed, Ed	73	CTMS	3:22.90
94	Mc Gregor, Cary D	66	MAM	3:26.50
95	Summers, Scott	49	EMSC	3:27.00
96	Pinto, Harlan A	59	MELO	3:29.54
97	Munro, Stuart A	59	OREG	3:30.00
98	Rollins, Bruce W	67	WMST	3:34.47
99	Ness, Kerry	47	PSM	3:35.00
100	Sawyer, Dennis L	72	PSM	3:37.12
101	Jolly, Robert	69	PAFR	3:38.00
102	Person, James D	62	UC33	3:42.81
103	Donahue, Matthew A	50	OREG	3:45.45
104	Roark, Roland S	68	AMS	3:45.70
105	Stern, Tom K	71	FGST	3:48.56
106	Wilson, Dennis J	68	TULS	3:49.43
107	Aimi, Victor A	47	SFTL	3:50.77
108	Marcotte, Paul L	70	OREG	4:00.00
109	Good, Larry A	82	SLAM	4:00.00
110	Carey, George L	74	UC33	4:01.03
111	Larson, Allen J	63	OREG	4:03.07
112	Peterson, Dick A	79	PSM	4:05.00
113	Messineo, Doug	76	BDO	4:05.57
114	Pohlmann, John T	73	SLAM	4:18.00
115	Wendel, Hans D	80	MESC	4:30.00
116	Foges, John	72	OREG	4:37.24
117	Berghaus, Peter P	75	OREG	4:40.40
118	Walker, Thomas W	69	PSM	5:15.00
119	Gorwitz, Nahum	80	SFTL	5:27.00
120	Urtasun, Raul C	83	AMSA	5:53.04
121	Hahm, Martin R	75	PSCM	5:55.55
122	Jelinek, Don P	83	MM	7:09.09

#39 Women 100 LC Meter Freestyle

Sponsor: Quality Inn Gresham Oregon

Lane	Name	Age	Team	Seed Time
Heat 1 of 25 Finals				
2	Schroder, Kaleo B	80	OREG	2:50.44
3	Hastings, Patricia B	81	MM	1:52.92
4	Wong, Flora L	88	MM	2:37.07
5	Phipps, Virginia	92	OREG	3:06.05
Heat 2 of 25 Finals				
1	Hutinger, Margie	76	FMM	3:07.94
2	Dugan, Betty L	75	DAM	2:00.56
3	Nichols, A Jane	75	OREG	1:35.00
4	Schreiner, Beth	75	VMST	1:32.68
5	Munn, Susan L	78	DAM	1:43.20
6	Ackerman, Dolly J	75	WCM	2:06.53

Heat 3 of 25 Finals

2	Manheim, Lucy M	74	RMST	2:01.00
3	Westergaard, Leslie M	73	DAM	1:48.60
4	Ensign, Jeanne	70	MM	1:59.00
5	Ide, Hitomi	67	PSCM	1:30.16
6	Reid, Colleen G	67	HIMA	1:32.60

Heat 4 of 25 Finals

1	Grisso, Carol A	72	PSM	1:40.00
2	Ridout, Nancy J	74	TAM	1:32.50
3	Dillon, Sally A	70	PSM	1:28.66
4	Uustal, Diann	70	UC14	1:19.70
5	Webb, Linda	71	SFTL	1:25.20
6	Kay, Rebecca L	70	OREG	1:31.20
7	Frid, Barbara	74	OREG	1:38.00
8	Hill, Marcia M	72	WCM	1:40.00

Heat 5 of 25 Finals

1	Shoenberger, Linda R	69	TAM	1:28.09
2	Menard, Joanne	68	MMAC	1:21.89
3	Carson, June F	68	SYSM	1:18.02
4	Davis, Charlotte M	66	PSM	1:10.00
5	Val, Laura B	65	TAM	1:10.00
6	Tourtual, Dorothy M	65	BUMS	1:19.41
7	Altman, Christie	67	ARIZ	1:21.90
8	Mann, Mary L	69	ARIZ	1:28.18

Heat 6 of 25 Finals

1	Bedford, Kathleen L	53	OREG	1:45.00
2	Phalen, Jennifer R	52	DAM	1:21.62
3	Latt, Mel J	53	CVMM	1:20.00
4	Dibley, Allison M	54	WCM	1:27.88
5	Matysek, Anna Lea	55	SYSM	1:55.69
6	Ogden, Pamela C	59	MINN	1:25.00
7	Stephenson, Natalie	55	MOVY	1:41.14
8	Kester-Hedrick, L/Louise	62	UC30	1:44.24

Heat 7 of 25 Finals

1	Royle, Mary Anne	64	OREG	1:24.28
2	Meteyer, Beverly B	63	LVM	1:22.00
3	Cole, Janie	63	NTXL	1:13.01
4	Hibben, Veronica	60	UCLA	1:07.55
5	Rhodes, Avila	60	VIC	1:11.72
6	Ogier, Danielle	64	SDSM	1:16.68
7	Hepworth, Linda	63	RHMS	1:23.30
8	Colwell, Elizabeth	62	HIMA	1:30.00

Heat 8 of 25 Finals

1	Wiley, Heather C	59	OREG	1:24.17
2	McNamara, Kathleen A	56	USF	1:21.70
3	Feeley, Louise S	57	MELO	1:19.86
4	Caswell, MJ	55	OREG	1:19.54
5	Vincent, Nancy C	57	OREG	1:19.67
6	Meyer, Kimberly H	58	CVMM	1:20.00
7	Simms, Vicki R	56	UC38	1:22.00
8	Balderston, Leslie	56	OREG	1:25.00

Heat 9 of 25 Finals

1	Gardner, Deborah S	57	ARIZ	1:16.50
2	Courtney, Zena H	57	BWAQ	1:14.60
3	Kirkpatrick, Laura A	56	SYSM	1:13.00
4	Stokes, Karin E	55	NEM	1:12.80
5	Thomas, Ann B	56	SFTL	1:13.00
6	Stewart, Sandra	58	UC10	1:14.09
7	Kurtz, Helen	56	MMAC	1:14.99
8	Campagna, Janice M	56	NCMS	1:18.00

Heat 10 of 25 Finals

1	Ganze, Cathy	59	SDSM	1:10.64
2	Andrus-Hughes, Karen	59	OREG	1:09.23
3	Parker Palace, Kelly	55	VMST	1:08.01
4	Wenzel, Chris	57	PBM	1:07.80
5	Cotton, Suzy L	57	CMS	1:07.96
6	Treible Slaton, Kathy	55	PBM	1:08.25
7	Walts, Merrie E	56	SRM	1:09.70
8	Grilli, Tracy L	59	NEM	1:10.74

Heat 11 of 25 Finals

1	Simons, Linda J	51	CTM	1:17.86
2	Cushman, Susan	54	LVM	1:16.83
3	Cook, Amy M	52	WCM	1:15.10
4	Phillips, Sue	52	OREG	1:15.00
5	Hecksel, Toni S	50	OREG	1:15.01
6	Dorman, Gwen	53	USF	1:15.66
7	Matamoros, Marianela	51	CRCE	1:16.83
8	Hooe, Donna L	54	GAJA	1:19.29

Heat 12 of 25 Finals

1	Benedict, Anita	53	HEAT	1:13.53
2	Adelman, Marcie	50	OREG	1:12.72
3	Dodd, Dina	53	NSMS	1:11.19
4	Irish Bostic, Linda	53	PBM	1:09.89
5	Jenkins, Valerie G	53	OREG	1:10.62
6	Watkins, Elizabeth A	51	OREG	1:11.46
7	Bork, Kathryn	50	OREG	1:13.33
8	Davies, Anne C	52	OREG	1:14.90

Heat 13 of 25 Finals

1	Wilson, Jamie W	50	PALM	1:08.07
2	Delmage, Arlene	54	OREG	1:07.65
3	Sappey, Collette H	52	CMS	1:06.50
4	Godges, Arlette A	52	CVMM	1:05.99
5	Cleavenger, Becky	53	CVMM	1:06.48
6	Asch, Jill M	50	OREG	1:07.36
7	Welting, Laureen K	51	TOC	1:08.03
8	Considine-Miller, Ellen A	53	WMST	1:09.84

Heat 14 of 25 Finals

1	Longridge, Julee S	45	PSM	1:30.41
2	Lance, Monique M	46	OREG	1:16.02
3	Stearns, Michelle	45	CVMM	1:15.25
4	Buehler, Paige	48	MCM	1:14.80
5	Lodzinski, Larissa	49	OREG	1:15.47
6	Flood, Kelly A	49	OREG	1:20.89
7	Butcher, Jennifer S	44	OREG	1:19.67
8	Franklin, Kristina L	44	OREG	2:05.55

2016 USMS Summer Nationals
Mt. Hood Community College
Meet Program - Sunday, August 21, 2016

Heat 15 (#39 Women 100 LC Meter Freestyle)

1	Ladd, Laura M	49 ENSW	1:14.19
2	Haffner, Francie	49 OREG	1:13.85
3	Armstrong, Mary C	49 PSM	1:10.14
4	Goldschmidt, Claudia	49 SYSM	1:09.38
5	Dombrowski, Andrea	49 SYSM	1:09.65
6	Faure, Caroline E	48 SRTC	1:13.75
7	Khalil, Heidi G	45 ROSE	1:14.10
8	Morgen, Cheryl A	47 OREG	1:14.71

Heat 16 of 25 Finals

1	Maynard, Lisa D	47 ARIZ	1:08.97
2	LeClair, Dale A	47 HAFI	1:06.74
3	Ridge, Jennifer	48 MINN	1:05.33
4	Blackburn, Lisa	45 SOFL	58.52
5	Moorhead, Amy J	45 PSM	1:02.42
6	Greco, Lynette	47 WIM	1:05.35
7	Rietz, Heather	48 ENSW	1:08.00
8	Yearwood, Lynn M	49 VIC	1:09.00

Heat 17 of 25 Finals

1	Dugas, Heather C	43 PDX	1:14.90
2	Mcclafferty, Christine	43 OREG	1:12.18
3	Wallace, Shannon A	41 OREG	1:06.11
4	Braun, Erika L	44 NCMS	59.55
5	Skinner, Sonja	40 OREG	1:04.61
6	Peterson, Julie A	41 OREG	1:11.14
7	Wegner, Karin M	44 LVM	1:13.55
8	Hanson, Maren T	42 RIO	1:15.07

Heat 18 of 25 Finals

1	Hsieh, Rachel	29 OREG	1:28.16
2	Saravia, Laura	29 CRCE	1:13.36
3	Ferrel, Amelia M	29 PSM	1:07.04
4	Rivera, Evangeline N	29 NTLX	1:06.04
5	Stamm, Stacy	28 NIKE	1:08.00
6	Schwartz, Sarah Rachel	28 ROSE	1:17.00
7	MacNeil, Kelly	34 OREG	1:26.52
8	Grassman, Emily	39 OREG	1:52.61

Heat 19 of 25 Finals

1	Clark, Molly K	35 OREG	1:39.00
2	Abbott, Bridget	35 WCM	1:34.00
3	Basaraba, Deni L	35 WCM	1:25.00
4	Dhom, Gina M	38 OREG	1:15.99
5	Segnini, Natalia	35 CRCE	1:21.09
6	Hier, Julia	35 OREG	1:27.22
7	Hicks, Korrie	37 MEMO	1:35.20
8	Hoomans, Bree J	37 OREG	1:45.00

Heat 20 of 25 Finals

1	Buelow, Vicky	35 OREG	1:14.21
2	Hiebert, Stephanie	39 PSM	1:13.31
3	Reeves, Tessa L	38 OREG	1:11.57
4	Doctor, Sydney M	36 SKY	1:09.99
5	Smith, Katy	35 PSM	1:11.43
6	Howland, Heather A	36 IM	1:12.48
7	Gerlach, Suzanne R	37 OREG	1:13.42
8	Baker, Laurel C	38 PSM	1:15.07

Heat 21 of 25 Finals

1	Ella, Ellen	38 PSM	1:07.29
2	Keeler, Susan E	38 WCM	1:05.64
3	Szekely, Ildiko	37 NEM	1:02.50
4	Richards, Ericka L	38 WCM	1:00.39
5	Grover, Mollie K	35 UMAC	1:01.96
6	Giovanni, Melissa K	37 LVM	1:02.90
7	Hildebrand, Dawn L	35 SLAM	1:05.65
8	Maples, Kristen	35 OREG	1:09.91

Heat 22 of 25 Finals

1	Yeager, Lauren E	32 SPM	1:11.96
2	Bernal, Alison	32 SBM	1:09.98
3	Reid, Jennifer	33 VIC	1:03.85
4	Cenci, Erica R	33 PSM	1:00.07
5	Lapinskas, Christina	31 ISWM	1:02.46
6	Moore, Maki	31 OREG	1:04.62
7	Braggin, Jacquelyn E	30 PSM	1:10.55
8	Odonnell, Meghan	33 ROSE	1:16.22

Heat 23 of 25 Finals

1	Jenne, Helen K	25 DUCK	1:05.00
2	Akenberger, Jamie K	25 LVM	1:04.00
3	Sippel, Ashley	26 UC37	1:01.31
4	Hale, Alicia	28 TW	1:00.43
5	Bambusch, Hailey	26 OREG	1:00.70
6	Dinkel, Paloma	28 PSM	1:03.00
7	Prestinario, Amy N	26 WLAC	1:04.29
8	Jones, Shannon	27 NITR	1:05.72

Heat 24 of 25 Finals

3	Suarez, Laura	22 CRCE	1:12.46
4	Miller, Lindsay	24 OREG	1:10.01
5	Stori, Grace E	20 SBM	1:11.50
6	Hendrix, Melody C	24 OREG	1:25.52

Heat 25 of 25 Finals

1	Anderson, Sydney E	24 PSM	1:07.56
2	Gerhardt, Aurora R	19 OREG	1:05.20
3	Sylvester, Eryn A	23 VIC	1:04.39
4	Taylor, Tori	24 ISWM	1:01.70
5	Stipe, Mikkel-Ane	23 TOC	1:01.75
6	Adams, Cassandra M	20 CHIC	1:05.12
7	Murphy, Kathryn T	24 TOC	1:06.00
8	Shepherd, Bridget E	22 DUCK	1:08.25

#40 Men 100 LC Meter Freestyle

Sponsor: Quality Inn Gresham Oregon

Lane	Name	Age	Team	Seed Time
------	------	-----	------	-----------

Heat 1 of 31 Finals

3	Hubbard, Donald J	89 SDSM	2:04.00
4	Johnston, Graham M	85 MOST	1:23.25
5	Beach, Robert E	86 SPM	1:45.00

Heat 2 of 31 Finals

1	Braly, Mark	81 DAM	2:44.37
2	Bigler, Jim	81 OREG	1:50.00
3	Bevier, Jack	84 WENM	1:38.95
4	Radcliff, David A	82 OREG	1:17.10
5	Mennen, Marty A	80 INDY	1:20.00
6	Drobner, Sherwin	83 SFTL	1:39.68
7	Gorwitz, Nahum	80 SFTL	2:04.00

Heat 3 of 31 Finals

1	Goode, Douglas J	77 ROSE	1:31.00
2	Boyd, David D	75 TTEX	1:22.29
3	Trauber, Ami A	77 SFTL	1:17.00
4	Gosnold, Will D	76 DKTA	1:11.86
5	Murff, Don	75 TXLA	1:15.00
6	Hutchings, Dick	75 NEM	1:19.76
7	Nakata, Ronald K	77 OREG	1:26.75
8	Monahan, Richard S	75 METR	1:49.05

Heat 4 of 31 Finals

2	Alejandro, Richard	71 TAM	1:38.90
3	Phillips, Frank J	74 OREG	1:25.00
4	Zamon, Frederick J	74 GMUP	1:20.35
5	Buchan, Douglas T	73 SFTL	1:20.55
6	Campan, Gary	72 PSM	1:37.00

Heat 5 of 31 Finals

1	Kehoe, Bob	70 OREG	1:17.04
2	Stout, Jon D	70 OREG	1:13.43
3	Pilger, Robert T	73 PSM	1:10.80
4	Quiggin, David	72 PBM	1:06.30
5	Lodwig, Keefe L	73 PBM	1:10.17
6	Ferraz, Jose E	71 OREG	1:12.01
7	Burns, Joel J	70 SFTL	1:16.91
8	Noxon, Ward	71 FGST	1:19.00

Heat 6 of 31 Finals

3	Jenkins, James D	69 OREG	2:05.14
4	Thomas, Dick W	69 TAM	2:15.89
5	Beutenmuller, David J	66 PBM	1:19.00
6	Akbar, Clyde	68 SFTL	2:33.38

Heat 7 of 31 Finals

1	Farmer, Michael W	69 ROSE	1:15.98
2	Dasch, Vern E	67 OREG	1:13.00
3	McPherson, Andrew M	69 DAM	1:10.59
4	Ravel, Rick	66 TTEX	1:08.66
5	Aakhus, Gregory P	66 SFTL	1:09.50
6	Wamer, Frank	67 PSM	1:12.00
7	Ide, Yutaka	69 PSCM	1:15.16
8	Williams, Trond R	67 OREG	1:16.04

Heat 8 of 31 Finals

1	Rollins, Bruce W	67 WMST	1:08.02
2	Wright, Robert W	66 MOVY	1:07.24
3	Wilson, Robert H	65 CAQM	1:04.44
4	Waterer, Carl P	66 SGMS	1:03.10
5	Holt, Tate	65 TAM	1:04.00
6	Childs, Lee	68 PBM	1:05.00
7	Ludwig, Terry	66 PSM	1:08.00
8	Bernard, Alan D	67 TAM	1:08.19

Heat 9 of 31 Finals

1	Macias, Jesse G	58 HMS	3:00.00
2	Sternberg, Scott D	58 ROSE	1:12.42
3	Moore, Lin	56 CTMS	1:09.58
4	Sheahan, Dan	59 VMST	1:08.99
5	White, James D	58 OREG	1:10.00
6	Hamilton, Michael	55 OREG	1:50.00
7	Helm, Charlie	60 OREG	1:46.35

2016 USMS Summer Nationals
Mt. Hood Community College
Meet Program - Sunday, August 21, 2016

Heat 10 (#40 Men 100 LC Meter Freestyle)

1	Recalde, Marco I	62 MOVY	1:35.22
2	Scovazzo, Vincent A	64 TCAS	1:14.00
3	Dolan, Dan J	61 SFTL	1:13.00
4	Kircher, Peter	62 OREG	1:10.70
5	Yensen, Kermit D	63 OREG	1:11.54
6	Larson, Allen J	63 OREG	1:13.40
7	Morrison, Jeffrey W	61 CMS	1:15.00
8	Tulin, Michael	62 ROSE	1:35.30

Heat 11 of 31 Finals

1	Needham, Jerry M	60 UC37	1:09.00
2	Childers, David W	62 RICE	1:07.90
3	Glenn, Tim P	60 STAN	1:06.50
4	Hercher, Heinz	60 TCC	1:05.70
5	Guttilla, John	60 AGUA	1:06.00
6	Pendleton, Mike L	64 SKY	1:07.63
7	Sterne, Erik A	64 ROSE	1:09.00
8	Kahn, Stuart L	63 DAM	1:09.19

Heat 12 of 31 Finals

1	Toth, Dennis J	61 MICH	1:04.75
2	Druz, Loren	60 WCM	1:02.50
3	Steynberg, Andre P	60 SFTL	59.76
4	Groselle, Jack R	62 SYSM	58.36
5	Fields, John A	60 AWJ	59.50
6	Hedrick, Trip	62 SYSM	1:00.89
7	Perout, Jeffrey J	63 SYSM	1:04.53
8	Drake, Kevin W	60 HIMA	1:05.16

Heat 13 of 31 Finals

1	Cooper, Malcolm	59 HIMA	1:07.94
2	Lieggi, Anthony	55 BWAQ	1:07.50
3	Fremont, Robert	58 WIND	1:05.70
4	Hathaway, David	56 OREG	1:04.07
5	Johnston, Mark A	56 FLOW	1:04.70
6	Sandin, Dave E	56 OREG	1:06.50
7	O'Brien, Kerry L	59 WCM	1:07.55
8	Wolter, David	59 OREG	1:08.60

Heat 14 of 31 Finals

1	Washburne, Brent C	55 OREG	1:03.42
2	Welchlin, Bob	59 MOVY	1:02.55
3	Merega, Roberto	56 SFTL	1:01.10
4	Beattie, John R	55 YCFM	59.98
5	Sherman, Bill	58 MOVY	1:00.25
6	Stephenson, Kyle	56 MOVY	1:01.12
7	Stultz, Todd W	56 SYSM	1:03.26
8	Gormly, Sherwin J	55 LVM	1:03.90

Heat 15 of 31 Finals

2	Thessin, Tyler	51 OREG	1:14.17
3	Hancock, Douglas A	54 OREG	1:10.39
4	Gilbreath, Don E	54 OREG	1:07.30
5	Puentes Duarte, Pedro	51 ZAC	1:08.00
6	Crowson, Todd M	51 OREG	1:12.59
7	Jauch, Peter	52 LVM	1:24.89

Heat 16 of 31 Finals

1	Samoilov, Arkadii V	51 MVM	1:06.90
2	Wong, John	52 OAS	1:05.74
3	Young, Robert A	52 MINN	1:05.66
4	Moore, John	54 NCMS	1:04.01
5	Krieger, Dima	50 UC14	1:05.10
6	Cleaver, Oliver	53 SAWS	1:05.69
7	Bolaños, Federico	50 CRCE	1:06.59
8	Bathey, Tony E	53 WIND	1:07.21

Heat 17 of 31 Finals

1	Remmert, Greg A	54 WCM	1:03.50
2	Cook, Andy	52 PALM	1:02.80
3	Cook, Doug J	53 WCM	1:02.62
4	Stahl, Stephen A	51 WCM	1:02.22
5	Smith, Richard C	51 AMS	1:02.23
6	Kahl, Steven E	54 CMS	1:02.69
7	Horwitz, Peter C	52 SFTL	1:03.00
8	Hartford, Doug	53 VIC	1:03.63

Heat 18 of 31 Finals

1	Hagen, Dean C	54 ARIZ	1:01.70
2	Diehl, Robert N	51 NVM	1:01.00
3	Phillips, Carr	51 OREG	1:00.76
4	McComish, John H	50 OREG	1:00.08
5	Boone, Jon	53 WCM	1:00.17
6	Wall, Chris L	54 CVMM	1:00.90
7	Peschel, Keith D	51 SMST	1:01.50
8	Ekman, Evan F	52 NCMS	1:01.80

Heat 19 of 31 Finals

1	Boosin, Michael J	50 CVMM	59.52
2	Wan, Eric	50 OREG	59.02
3	Bennett, Dennis	50 IAMA	58.97
4	Sims, David E	54 IM	54.92
5	Lutovich, Claudio Daniel D	53 SFTL	57.70
6	Nygren, Mats O	50 PSM	59.00
7	Jimenez, Carlos A	52 RICE	59.48
8	Sullivan, Scot A	50 OREG	59.63

Heat 20 of 31 Finals

1	Palace, Mark	43 SYSM	1:09.03
2	DeWard, Robert C	42 PSM	1:06.08
3	Rogers, Thomas A	40 MVN	1:03.47
4	Shoenberger, Deacon G	42 TAM	1:02.08
5	Ray, Brennan	41 RIO	1:05.17
6	Therrien, Jerry	41 RIO	1:06.16
7	Martz, Adam J	45 SFTL	1:20.09
8	Fetchen, Doug	47 PALM	1:28.06

Heat 21 of 31 Finals

1	Dubrick, Jon S	48 ROSE	1:18.29
2	Schuler, Chuck	47 OREG	1:13.73
3	Carnevale, Gabriel	49 CRCE	1:06.05
4	Doescher, Scott	47 FAIR	1:06.01
5	Jaworski, Chip	46 SKY	1:06.04
6	Scovel, Russel R	46 OREG	1:06.05
7	Sandstedt, Christian A	47 CTM	1:14.80
8	Toy, Raymond	49 CMYM	1:18.50

Heat 22 of 31 Finals

1	Muessig, Dirk	46 OREG	1:04.81
2	LeClair, David W	49 HAFL	1:02.99
3	Kelly, Scott D	47 PSM	1:02.00
4	Sumner, David M	46 MVN	1:00.00
5	Clydesdale, Bill	49 OREG	1:01.22
6	Reget, Phil F	47 OREG	1:02.47
7	Solbach, Daniel	48 OREG	1:03.87
8	Ames, Eddie	47 PBM	1:05.55

Heat 23 of 31 Finals

1	Doherty, Todd S	45 PSM	59.21
2	Kasser, Dan	47 SKY	58.32
3	Self, Mike	46 OREG	56.72
4	Baleka, Siphiwe K	45 MOVY	55.90
5	Weldon, Mark R	49 ROS	56.00
6	Dreitzler, Todd M	46 PSCM	57.25
7	Power, Michael L	48 SBM	58.69
8	Alsberg, Maoz	48 PSM	59.50

Heat 24 of 31 Finals

1	Glass, Mark W	42 NTXL	1:00.35
2	Valle, Marc A	42 ARIZ	58.20
3	Gray, Trevor O	40 PSM	56.60
4	Ohman, Niclas K	42 NEM	55.95
5	Grote, Kurt	43 OREG	56.00
6	Phillips, Tom	42 MICH	57.17
7	Karren, Kelly S	43 CVMM	59.07
8	Passos, Andre	43 ROSE	1:02.00

Heat 25 of 31 Finals

1	Davis, Cory M	36 RMST	1:15.00
2	Fantz, Chris L	39 OREG	1:04.95
3	Kondratev, Juri P	38 VMS	1:02.00
4	Flesuras, Alex J	37 UC37	1:01.89
5	Kilburn, David	39 OREG	1:03.66
6	Eagle, Daniel	39 OREG	1:09.70
7	Raze, Kyle C	23 DUCK	1:01.90
8	Billion, Clayton M	26 SKY	1:07.84

Heat 26 of 31 Finals

1	Van Den Wymelenberg, Kevin	39 OREG	1:00.15
2	Dallamura, Scott J	38 NCMS	59.88
3	Zhai, Eric	35 BCTM	59.00
4	Lotano, Daniel	36 PBM	56.53
5	Goler, Jonathan A	36 SFTL	57.78
6	Tobler, Nathan	37 RIO	59.83
7	Strahota, Jeffrey R	36 UMAC	59.95
8	Wood, Andrew T	39 GRA	1:00.50

Heat 27 of 31 Finals

1	Shaw, Chris	34 UMAC	1:10.00
2	O'oughlin, Jonathan	33 UMAC	1:02.10
3	Abells, Joel	30 VIC	1:00.09
4	Eckert, Jonathan	30 SYSM	58.99
5	Marceau, Matthew A	34 OREG	59.79
6	Karlin, Ben	33 OREG	1:00.98
7	O'Hern, David C	33 PSM	1:05.89
8	Jackson, Adam	29 ENSW	1:02.01

2016 USMS Summer Nationals
Mt. Hood Community College
Meet Program - Sunday, August 21, 2016

Heat 28 (#40 Men 100 LC Meter Freestyle)

1	Drake, Kenton C	30 HIMA	58.00
2	Conroy, Chris	31 PSM	56.23
3	DeBerry, Tyler	32 ARIZ	54.50
4	Shores, Kyle M	31 PSCM	53.60
5	Talbott, Christopher J	30 TOC	54.50
6	Sintjago, Rinaldo A	34 SFTL	55.62
7	Mendoza, Jon	33 ROSE	58.00
8	Mendenhall, Kevin C	33 WCM	58.42

Heat 29 of 31 Finals

1	Colalillo, Anthony	27 CHRM	1:01.30
2	Coughran, Terrance P	25 OREG	1:00.50
3	Taylor, Jonathan B	28 TOC	57.00
4	Croft, Lance C	28 UC14	56.69
5	Schnabl, David	29 TOC	56.87
6	Packer, Christopher B	26 TOC	58.80
7	Contreras Sandoval, Isaac	27 PSM	1:01.00
8	Castro, Daniel	25 ROSE	1:01.47

Heat 30 of 31 Finals

1	Kuhn, Kevin F	27 SBM	56.21
2	Catlin, Andrew H	28 INDY	56.03
3	Konarzewski, Jan	28 PSCM	55.00
4	Owen, Cameron	27 BCCS	53.25
5	Wang, Jackson Z	29 TOC	54.90
6	Yan, Hank	27 TOC	56.00
7	Neuwirth, Jamie	29 TOC	56.05
8	Michael, Daniel	28 OREG	56.67

Heat 31 of 31 Finals

1	Gates, Matthew D	20 UC36	1:00.63
2	Hamel, Dirk	21 SYSM	58.55
3	MacKay, Ian D	24 TOC	57.00
4	Seaver, Alexander	21 SYSM	55.77
5	Scheck, Joshua B	20 PSM	56.80
6	Turner, Austin D	20 OREG	58.20
7	Tyrrell, Will H	22 OREG	1:00.00
8	Potter-Clark, Rahevin S	21 OREG	1:01.50

National Records

21.78	7/1/2012	Men	18-24	Women		
49.37	6/28/2012	Josh Schneider	50 M Free	Kara J Denby	7/26/2009	26.22
1:52.74	8/16/1998	Josh Schneider	100 M Free	Rachael E Burnett	8/14/2014	57.90
4:04.68	8/13/2007	Joe P Tristan	200 M Free	Jessica Foschi	8/17/2003	2:03.06
8:44.80	8/6/2015	Hyun Seung Lee	400 M Free	Julia Stowers	7/5/2003	4:16.72
16:58.37	8/7/2013	Ryan Rosenbaum	800 M Free	Luane Rowe	8/9/2013	9:11.32
26.91	8/15/2005	Jacob J Jezek	1500 M Free	Luane Rowe	7/5/2012	17:22.39
53.61	6/27/2012	Dave Rollins	50 M Back	Emile C Ewing	8/5/2011	30.84
2:08.63	8/11/2010	Eugene Godsoe	100 M Back	Jenny von Jouanne	7/20/2012	1:04.67
28.87	8/15/2005	Vicente E Andrade	200 M Back	Sarabeth Schweitzer	8/20/2000	2:19.70
1:01.41	6/25/2012	Dave Rollins	50 M Breast	Lauren R Greenberg	8/1/2015	32.92
2:11.10	6/29/2012	Elliot Keefer	100 M Breast	Breeja Larson	7/30/2011	1:10.32
24.20	8/8/2014	Elliot Keefer	200 M Breast	Marissa L Clapp	7/19/2009	2:36.61
51.29	8/8/2014	Thomas A Shields	50 M Fly	Meg B Gill	7/12/2009	28.62
1:55.09	8/6/2014	Thomas A Shields	100 M Fly	Laura M Davis	6/29/2008	1:01.04
2:09.30	8/15/2005	Thomas A Shields	200 M Fly	Laura M Davis	7/2/2008	2:12.75
4:44.53	8/21/2010	Dave Rollins	200 M IM	Laura M Davis	7/1/2008	2:16.06
		Peter A Galan	400 M IM	Jamie L Marks	8/10/2010	5:08.00
		Men	25-29	Women		
21.69	8/10/2014	Nathan Adrian	50 M Free	Madison Kennedy	8/10/2014	24.83
48.23	4/24/2014	Nathan Adrian	100 M Free	Madison Kennedy	8/6/2014	54.72
1:50.69	6/26/2013	Alex Wold	200 M Free	Sheila Taormina	12/2/1995	2:02.06
3:55.01	6/28/2013	Alex Wold	400 M Free	Sheila Taormina	12/2/1995	4:13.03
8:24.67	6/29/1997	Alex Kostich	800 M Free	Rachel Komisarz	7/19/2001	8:47.44
16:13.89	8/10/1997	Alex Kostich	1500 M Free	Rachel Komisarz	7/19/2001	16:39.77
26.05	5/22/2011	Adam M Mania	50 M Back	Madison Kennedy	8/8/2014	29.15
55.15	8/3/2011	Adam M Mania	100 M Back	Kelly M Harrigan	7/31/2011	1:06.44
2:07.57	8/23/1992	John Keppeler	200 M Back	Diane M Graner-Gallas	8/20/1989	2:19.97
27.96	8/4/2011	Mark Gangloff	50 M Breast	Megan M Jendrick	7/10/2010	31.60
1:00.68	6/28/2013	BJ Johnson	100 M Breast	Justine L Mueller	6/28/2013	1:09.10
2:10.09	6/26/2013	BJ Johnson	200 M Breast	Justine L Mueller	6/26/2013	2:29.90
23.71	8/16/2008	Kohei Kawamoto	50 M Fly	Jennifer Brooks	8/3/2003	28.19
53.09	8/15/2008	Kohei Kawamoto	100 M Fly	Justine L Mueller	6/27/2013	59.99
2:05.76	7/21/2002	Jason H Eaddy	200 M Fly	Sheila Taormina	12/17/1995	2:17.51
2:04.40	7/14/2013	Adam J Ritter	200 M IM	Justine L Mueller	6/29/2013	2:14.03
4:20.83	6/27/2013	Alex Wold	400 M IM	Sara Shand	7/30/1989	5:06.34
		Men	30-34	Women		
21.55	8/10/2014	Anthony L Ervin	50 M Free	Erika A Erndl	8/8/2009	25.57
48.71	8/6/2014	Anthony L Ervin	100 M Free	Erika A Erndl	8/5/2009	54.59
1:49.34	8/7/2014	Darian R Townsend	200 M Free	Erika A Erndl	8/7/2009	1:58.92
4:05.61	8/11/2002	Erik Hochstein	400 M Free	Dawn M Heckman	8/3/2010	4:17.52
8:40.19	11/14/1993	Rowdy Gaines	800 M Free	Dawn M Heckman	5/30/2010	8:46.22
16:36.06	8/22/1993	Bobby Patten	1500 M Free	Dawn M Heckman	4/25/2010	17:07.54
25.13	6/27/2013	Adam M Mania	50 M Back	Noriko Inada	7/8/2012	28.57
55.30	6/28/2013	Adam M Mania	100 M Back	Noriko Inada	8/6/2011	1:01.78
2:05.62	7/9/1994	Sean Murphy	200 M Back	Sarabeth E Metzger	8/6/2009	2:17.61
27.97	6/27/2013	Mark Gangloff	50 M Breast	Katie McClelland	8/15/2008	33.20
1:00.22	6/25/2012	Mark Gangloff	100 M Breast	Katie McClelland	8/16/2008	1:13.29
2:18.04	7/7/2012	Gary N Marshall	200 M Breast	Wenke Hansen	8/23/1999	2:41.51
23.26	7/13/2013	Roland M Schoeman	50 M Fly	Martina Moravcova	6/7/2008	27.48
53.36	8/8/2014	Darian R Townsend	100 M Fly	Martina Moravcova	6/7/2008	58.81
2:03.76	8/12/2010	Matt R Haupt	200 M Fly	Kim Vandenberg	6/25/2013	2:15.65
2:01.33	8/10/2014	Darian R Townsend	200 M IM	Erika A Erndl	8/8/2009	2:13.72
4:40.22	7/9/1994	Sean Murphy	400 M IM	Erika A Erndl	6/29/2008	4:47.06
		Men	35-39	Women		
23.35	6/30/2012	Brian L Jacobson	50 M Free	Erika A Erndl	6/29/2013	25.52
51.49	7/16/1995	Rowdy Gaines	100 M Free	Erika A Erndl	6/25/2013	55.17
1:52.84	8/6/2006	Vlad Pyshnenko	200 M Free	Erika A Erndl	6/26/2013	2:00.04
4:07.64	7/16/1995	Rowdy Gaines	400 M Free	Dawn M Heckman	6/1/2012	4:16.19
8:38.73	11/12/1995	Rowdy Gaines	800 M Free	Dawn M Heckman	6/3/2012	8:47.28
16:32.72	8/14/2008	Christopher S Derks	1500 M Free	Heidi S George	8/6/2015	17:17.22
27.03	8/8/2009	Edilson O Silva	50 M Back	Noriko Inada	8/9/2014	28.85

59.18	8/10/2006	Michael Ross	100 M Back	Noriko Inada	8/8/2014	1:02.69
2:07.16	7/29/2001	Ron Karnaug	200 M Back	Karlyn Pipes-Neilsen	8/10/1997	2:18.20
28.53	5/25/2009	Jeff P Commings	50 M Breast	Katie Glenn	8/9/2013	32.86
1:03.76	7/14/2013	Jeff P Commings	100 M Breast	Cynthia J Lewis	5/27/2012	1:12.30
2:20.34	8/6/2011	Steve T West	200 M Breast	Katie Glenn	8/10/2013	2:39.78
24.14	8/15/2015	Kohei Kawamoto	50 M Fly	Noriko Inada	8/5/2014	27.46
55.43	7/18/2015	Tamas Kerekjarto	100 M Fly	Erika A Erndl	6/27/2013	59.52
2:04.76	8/1/2015	Brent Creager	200 M Fly	Karlyn Pipes-Neilsen	8/10/1997	2:20.21
2:05.64	12/7/2002	Ronald D Karnaug	200 M IM	Karlyn Pipes-Neilsen	7/19/1997	2:22.42
4:34.10	7/29/2001	Ron Karnaug	400 M IM	Karlyn Pipes-Neilsen	8/15/1998	5:02.67
Men 40-44						
23.31	8/13/2014	Brian L Jacobson	50 M Free	Dara G Torres	7/6/2008	24.25
51.72	8/1/2010	Vlad Pyshnenko	100 M Free	Dara G Torres	7/4/2008	53.78
1:53.65	8/2/2010	Vlad Pyshnenko	200 M Free	Karlyn Pipes-Neilsen	5/25/2003	2:09.00
4:06.74	7/24/2009	Erik Hochstein	400 M Free	Janet B Evans	8/13/2011	4:22.87
8:37.81	7/25/2010	Alex G Kostich	800 M Free	Janet B Evans	6/11/2011	8:59.06
16:36.91	7/23/2010	Alex G Kostich	1500 M Free	Karlyn Pipes-Neilsen	8/11/2003	17:56.52
27.47	8/23/2008	Michael S Ross	50 M Back	Erika L Braun	8/8/2015	31.38
59.08	8/7/2009	Michael S Ross	100 M Back	Jody L Smith	8/7/2009	1:07.21
2:11.13	8/16/2014	Frederik C Hviid	200 M Back	Jody L Smith	8/6/2009	2:23.18
29.02	7/27/2014	Jeff P Commings	50 M Breast	Susan von der Lippe	7/23/2006	33.25
1:03.76	7/6/2012	Steve T West	100 M Breast	Susan G Von Der Lippe	6/30/2008	1:12.12
2:18.57	7/11/2015	Steve West	200 M Breast	Susan von der Lippe	8/9/2006	2:38.44
25.57	8/6/2009	Michael S Ross	50 M Fly	Erika L Braun	6/8/2013	28.36
56.43	8/23/2008	Michael S Ross	100 M Fly	Susan G Von Der Lippe	6/29/2008	1:02.47
2:05.55	7/11/2004	Dennis G Baker	200 M Fly	Karlyn Pipes-Neilsen	8/17/2003	2:24.77
2:14.13	7/25/2009	Erik Hochstein	200 M IM	Susan von der Lippe	8/5/2007	2:25.03
4:49.42	8/15/2005	Dennis Baker	400 M IM	Karlyn Pipes-Neilsen	8/1/2004	5:09.83
Men 45-49						
24.29	8/10/2006	Paul L Smith	50 M Free	Melanie Thomas	8/7/2015	27.09
53.90	8/23/1999	Jack R Groselle	100 M Free	Melanie Thomas	8/8/2015	57.40
1:57.89	8/6/2009	Keith M Switzer	200 M Free	Karlyn Pipes-Neilsen	6/13/2009	2:10.09
4:09.20	7/19/2008	Dennis G Baker	400 M Free	Karlyn Pipes-Neilsen	9/6/2008	4:35.84
8:51.98	8/9/2010	Jeff T Erwin	800 M Free	Karlyn Pipes-Neilsen	8/5/2007	9:24.11
16:38.81	8/10/2009	Jeff T Erwin	1500 M Free	Suzanne Heim-Bowen	8/17/2003	17:55.83
28.05	6/7/2008	Steve Wood	50 M Back	Ellen M Reynolds	5/22/2011	31.71
1:00.13	6/8/2008	Steve Wood	100 M Back	Valerie G Jenkins	8/17/2008	31.71
2:13.37	8/12/2012	Rich E Saeger	200 M Back	Karlyn Pipes-Neilsen	5/24/2009	1:08.11
30.59	6/8/2008	David M Guthrie	50 M Breast	Karlyn Pipes-Neilsen	5/22/2009	2:26.06
1:07.38	8/16/2008	David M Guthrie	100 M Breast	Susan G Von Der Lippe	7/17/2010	33.66
2:27.79	8/17/2008	David M Guthrie	200 M Breast	Susan G Von Der Lippe	7/17/2010	1:14.41
25.65	7/8/2012	Nicholas W Decker	50 M Fly	Caroline Krattli	8/5/2007	2:45.20
56.42	8/4/2002	Paul V Carter	100 M Fly	Wenke K Seider	8/5/2014	29.04
2:04.07	7/19/2008	Dennis G Baker	200 M Fly	Wenke K Seider	8/6/2014	1:04.96
2:14.90	8/22/2010	Jerome A Frentsos	200 M IM	Karlyn Pipes-Neilsen	6/20/2009	2:24.34
4:47.65	8/21/2010	Jerome A Frentsos	400 M IM	Karlyn Pipes-Neilsen	8/16/2008	2:27.57
Women 45-49						
24.58	8/9/2009	Rowdy Gaines	50 M Free	Karlyn Pipes-Neilsen	9/5/2008	5:13.85
54.93	3/21/2004	Jack Groselle	100 M Free	Laura B Val	8/18/2001	28.22
2:00.34	8/13/2007	Dan Stephenson	200 M Free	Laura B Val	8/19/2001	1:01.13
4:16.61	8/13/2007	Dan Stephenson	400 M Free	Jill S Hernandez	8/8/2013	2:13.18
8:56.31	8/3/2014	Ricardo J Valdivia	800 M Free	Jill S Hernandez	8/11/2013	4:40.66
17:08.33	8/20/2000	Jim Mc Conica	1500 M Free	Suzanne M Heim-Bowen	4/18/2008	9:48.81
28.60	8/5/2011	Steve Wood	50 M Back	Suzanne M Heim-Bowen	8/14/2008	18:32.76
1:01.89	8/6/2011	Steve Wood	100 M Back	Leslie C Livingston	6/22/2013	32.41
2:17.57	6/11/2012	Michael P Soderlund	200 M Back	Ellen M Reynolds	8/8/2014	1:09.28
30.48	8/9/2013	David M Guthrie	50 M Breast	Ellen M Reynolds	8/4/2014	2:26.64
1:06.98	8/15/2014	David M Guthrie	100 M Breast	Caroline Krattli	7/26/2015	37.31
2:27.91	7/31/2013	David M Guthrie	200 M Breast	Corrin C Popp	8/4/2014	1:22.23
25.88	8/16/2008	Paul V Carter	50 M Fly	Corrin C Popp	8/8/2014	2:58.60
57.23	8/15/2008	Paul V Carter	100 M Fly	Susan O Williams	6/26/2016	29.97
Women 50-54						
24.58	8/9/2009	Rowdy Gaines	50 M Free	Jill S Hernandez	8/13/2011	1:07.80
54.93	3/21/2004	Jack Groselle	100 M Free	Laura B Val	8/18/2001	28.22
2:00.34	8/13/2007	Dan Stephenson	200 M Free	Laura B Val	8/19/2001	1:01.13
4:16.61	8/13/2007	Dan Stephenson	400 M Free	Jill S Hernandez	8/8/2013	2:13.18
8:56.31	8/3/2014	Ricardo J Valdivia	800 M Free	Jill S Hernandez	8/11/2013	4:40.66
17:08.33	8/20/2000	Jim Mc Conica	1500 M Free	Suzanne M Heim-Bowen	4/18/2008	9:48.81
28.60	8/5/2011	Steve Wood	50 M Back	Suzanne M Heim-Bowen	8/14/2008	18:32.76
1:01.89	8/6/2011	Steve Wood	100 M Back	Leslie C Livingston	6/22/2013	32.41
2:17.57	6/11/2012	Michael P Soderlund	200 M Back	Ellen M Reynolds	8/8/2014	1:09.28
30.48	8/9/2013	David M Guthrie	50 M Breast	Ellen M Reynolds	8/4/2014	2:26.64
1:06.98	8/15/2014	David M Guthrie	100 M Breast	Caroline Krattli	7/26/2015	37.31
2:27.91	7/31/2013	David M Guthrie	200 M Breast	Corrin C Popp	8/4/2014	1:22.23
25.88	8/16/2008	Paul V Carter	50 M Fly	Corrin C Popp	8/8/2014	2:58.60
57.23	8/15/2008	Paul V Carter	100 M Fly	Susan O Williams	6/26/2016	29.97
Women 50-54						
24.58	8/9/2009	Rowdy Gaines	50 M Free	Jill S Hernandez	8/13/2011	1:07.80
54.93	3/21/2004	Jack Groselle	100 M Free	Laura B Val	8/18/2001	28.22
2:00.34	8/13/2007	Dan Stephenson	200 M Free	Laura B Val	8/19/2001	1:01.13
4:16.61	8/13/2007	Dan Stephenson	400 M Free	Jill S Hernandez	8/8/2013	2:13.18
8:56.31	8/3/2014	Ricardo J Valdivia	800 M Free	Jill S Hernandez	8/11/2013	4:40.66
17:08.33	8/20/2000	Jim Mc Conica	1500 M Free	Suzanne M Heim-Bowen	4/18/2008	9:48.81
28.60	8/5/2011	Steve Wood	50 M Back	Suzanne M Heim-Bowen	8/14/2008	18:32.76
1:01.89	8/6/2011	Steve Wood	100 M Back	Leslie C Livingston	6/22/2013	32.41
2:17.57	6/11/2012	Michael P Soderlund	200 M Back	Ellen M Reynolds	8/8/2014	1:09.28
30.48	8/9/2013	David M Guthrie	50 M Breast	Ellen M Reynolds	8/4/2014	2:26.64
1:06.98	8/15/2014	David M Guthrie	100 M Breast	Caroline Krattli	7/26/2015	37.31
2:27.91	7/31/2013	David M Guthrie	200 M Breast	Corrin C Popp	8/4/2014	1:22.23
25.88	8/16/2008	Paul V Carter	50 M Fly	Corrin C Popp	8/8/2014	2:58.60
57.23	8/15/2008	Paul V Carter	100 M Fly	Susan O Williams	6/26/2016	29.97
Women 50-54						
24.58	8/9/2009	Rowdy Gaines	50 M Free	Jill S Hernandez	8/13/2011	1:07.80
54.93	3/21/2004	Jack Groselle	100 M Free	Laura B Val	8/18/2001	28.22
2:00.34	8/13/2007	Dan Stephenson	200 M Free	Laura B Val	8/19/2001	1:01.13
4:16.61	8/13/2007	Dan Stephenson	400 M Free	Jill S Hernandez	8/8/2013	2:13.18
8:56.31	8/3/2014	Ricardo J Valdivia	800 M Free	Jill S Hernandez	8/11/2013	4:40.66
17:08.33	8/20/2000	Jim Mc Conica	1500 M Free	Suzanne M Heim-Bowen	4/18/2008	9:48.81
28.60	8/5/2011	Steve Wood	50 M Back	Suzanne M Heim-Bowen	8/14/2008	18:32.76
1:01.89	8/6/2011	Steve Wood	100 M Back	Leslie C Livingston	6/22/2013	32.41
2:17.57	6/11/2012	Michael P Soderlund	200 M Back	Ellen M Reynolds	8/8/2014	1:09.28
30.48	8/9/2013	David M Guthrie	50 M Breast	Ellen M Reynolds	8/4/2014	2:26.64
1:06.98	8/15/2014	David M Guthrie	100 M Breast	Caroline Krattli	7/26/2015	37.31
2:27.91	7/31/2013	David M Guthrie	200 M Breast	Corrin C Popp	8/4/2014	1:22.23
25.88	8/16/2008	Paul V Carter	50 M Fly	Corrin C Popp	8/8/2014	2:58.60
57.23	8/15/2008	Paul V Carter	100 M Fly	Susan O Williams	6/26/2016	29.97

National Records

2:13.80	7/9/2011	Dennis G Baker	200 M Fly	Laura B Val	8/18/2001	2:31.55
2:18.05	7/25/2009	Jamie Fowler	200 M IM	Ellen M Reynolds	8/6/2014	2:31.81
4:56.71	8/5/2014	Ricardo J Valdivia	400 M IM	Ellen M Reynolds	8/5/2014	5:20.68

Men

25.01	6/7/2009	Jack R Groselle
56.07	7/10/2015	Steve Wood
2:04.01	7/26/2009	Michael T Mann
4:22.49	7/25/2009	Michael T Mann
9:00.09	7/24/2009	Michael T Mann
17:22.61	8/10/2009	Michael T Mann
29.07	6/20/2015	Steve Wood
1:03.50	6/21/2015	Steve Wood
2:22.68	8/7/2015	Craig Petersen
31.10	8/15/2015	David M Guthrie
1:07.97	7/31/2015	David M Guthrie
2:31.10	8/1/2015	David M Guthrie
26.86	8/6/2009	Gary W Hall
1:00.56	8/11/2012	Paul V Carter
2:18.97	8/7/2009	Brad Horner
2:20.83	8/9/2009	Michael T Mann
5:04.07	7/26/2009	Michael T Mann

55-59

50 M Free
100 M Free
200 M Free
400 M Free
800 M Free
1500 M Free
50 M Back
100 M Back
200 M Back
50 M Breast
100 M Breast
200 M Breast
50 M Fly
100 M Fly
200 M Fly
200 M IM
400 M IM

Women

Laura B Val	8/17/2008	28.69
Laura B Val	8/13/2007	1:02.02
Laura B Val	8/6/2009	2:16.28
Jill S Hernandez	7/26/2015	4:46.69
Jill S Hernandez	7/25/2015	9:46.56
Laura B Val	7/8/2007	19:14.70
Laura B Val	8/12/2010	33.75
Laura B Val	8/17/2008	1:14.41
Bonnie M Bilich	6/28/2014	2:41.50
Colette M Crabbe	8/9/2013	38.55
Lo D Knapp	8/6/2009	1:25.19
Lo D Knapp	8/9/2009	3:04.32
Traci S Granger	8/9/2013	30.97
Laura B Val	8/9/2009	1:09.47
Laura B Val	7/8/2007	2:41.51
Jill S Hernandez	7/26/2015	2:38.74
Laura B Val	7/10/2009	5:49.40

Men

25.23	8/10/2006	Richard T Abrahams
57.79	6/14/2014	Jack R Groselle
2:09.24	8/15/2014	Jack R Groselle
4:40.00	8/11/2012	Jim Mc Conica
9:35.50	8/12/2012	Jim Mc Conica
18:12.09	6/6/2010	Jim Mc Conica
31.46	6/2/2007	Hugh Wilder
1:08.72	6/25/2016	Tom Barton
2:33.09	8/9/2013	Fred Ferroggiaro
32.87	6/13/2012	Timothy M Shead
1:13.38	8/8/2013	Rick Colella
2:40.46	8/17/2014	Rick Colella
27.92	8/15/2005	Richard Abrahams
1:03.03	8/15/2005	Richard Abrahams
2:29.05	8/6/2011	Lawrence J Day
2:21.99	8/17/2014	Rick Colella
5:08.20	8/15/2014	Rick Colella

60-64

50 M Free
100 M Free
200 M Free
400 M Free
800 M Free
1500 M Free
50 M Back
100 M Back
200 M Back
50 M Breast
100 M Breast
200 M Breast
50 M Fly
100 M Fly
200 M Fly
200 M IM
400 M IM

Women

Laura B Val	8/6/2011	29.31
Laura B Val	8/5/2011	1:03.83
Laura B Val	6/12/2012	2:21.48
Laura B Val	8/12/2012	4:59.82
Laura B Val	7/8/2011	10:27.71
Laura B Val	7/8/2011	19:52.85
Laura B Val	8/9/2015	33.86
Laura B Val	8/9/2015	1:14.76
Laura B Val	7/13/2013	2:44.38
Melinda J Mann	6/18/2016	39.70
Lo D Knapp	6/28/2014	1:27.95
Lo D Knapp	6/29/2014	3:08.07
Laura B Val	7/8/2012	32.27
Laura B Val	8/4/2011	1:12.06
Laura B Val	8/6/2011	2:41.03
Laura B Val	7/14/2013	2:47.99
Laura B Val	7/8/2011	5:56.27

Men

26.33	8/12/2010	Richard T Abrahams
1:00.38	8/12/2010	Richard T Abrahams
2:12.46	7/7/2016	Rick Colella
4:54.90	6/7/2015	Jim Mc Conica
10:11.30	6/14/2015	Jim Mc Conica
19:33.36	6/14/2015	Jim Mc Conica
30.95	7/12/2012	Hugh Wilder
1:09.79	7/8/2012	Hugh Wilder
2:41.76	8/6/2009	Richard Burns
34.66	7/8/2012	Robert Strand
1:16.30	7/8/2016	Rick Colella
2:47.71	7/7/2016	Rick Colella
28.68	8/16/2008	Keefe L Lodwig
1:06.53	7/10/2016	Lawrence J Day
2:33.40	6/12/2016	Lawrence J Day
2:29.52	7/7/2016	Rick Colella
5:20.00	7/8/2016	Rick Colella

65-69

50 M Free
100 M Free
200 M Free
400 M Free
800 M Free
1500 M Free
50 M Back
100 M Back
200 M Back
50 M Breast
100 M Breast
200 M Breast
50 M Fly
100 M Fly
200 M Fly
200 M IM
400 M IM

Women

Charlotte M Davis	8/7/2015	30.88
Charlotte M Davis	1/31/2015	1:09.52
Charlotte M Davis	8/9/2015	2:35.36
Charlotte M Davis	1/31/2015	5:27.79
Charlotte M Davis	8/6/2015	11:31.53
Barbara G Dunbar	8/22/2014	22:28.69
Cecilia D Mccloskey	8/8/2015	36.79
Cecilia D Mccloskey	8/9/2015	1:20.95
Cecilia D Mccloskey	7/12/2015	2:57.78
Diann B Uustal	8/4/2011	42.97
Joann Leilich	8/13/2007	1:36.29
Joann Leilich	8/28/2005	3:26.98
Diann B Uustal	8/17/2014	34.09
Charlotte M Davis	1/31/2015	1:20.09
Carolyn Boak	8/12/2010	3:21.42
Charlotte M Davis	8/9/2015	2:55.88
Charlotte M Davis	7/8/2016	6:31.42

Men

27.71	8/7/2015	Richard T Abrahams
1:03.32	8/8/2015	David Quiggin
2:24.41	8/15/2014	David Quiggin

70-74

50 M Free
100 M Free
200 M Free

Women

Beth Schreiner	8/6/2011	35.22
Carolyn Boak	7/11/2015	1:19.45
Carolyn Boak	7/12/2015	2:53.32

5:12.05	5/4/2001	Graham Johnston	400 M Free	Carolyn Boak	7/11/2015	6:09.66
10:45.92	3/24/2002	Graham M Johnston	800 M Free	Lavelle Stoinoff	8/15/2004	12:35.14
20:36.56	8/16/2001	Graham M Johnston	1500 M Free	Lavelle Stoinoff	7/13/2003	24:24.13
33.59	8/11/2013	Richard Burns	50 M Back	Joy Ward	7/7/2012	42.08
1:15.13	6/15/2013	Richard Burns	100 M Back	Joy Ward	7/8/2012	1:32.68
2:44.59	8/9/2013	Richard Burns	200 M Back	Joy Ward	7/6/2012	3:18.02
36.85	5/15/2016	Robert Strand	50 M Breast	Joann Leilich	8/7/2009	45.67
1:23.65	8/4/2014	Kenneth A Frost	100 M Breast	Joann Leilich	7/18/2009	1:38.78
3:07.50	4/23/2008	Karl E Wiedamann	200 M Breast	Joann Leilich	8/20/2011	3:34.49
30.06	8/9/2015	Richard T Abrahams	50 M Fly	Barbara Frid	7/8/2012	40.81
1:12.66	8/7/2015	Richard T Abrahams	100 M Fly	June Krauser	6/28/1996	1:40.85
2:59.21	6/2/2013	Robert M Poiletman	200 M Fly	June Krauser	6/28/1996	3:39.91
2:55.13	7/14/2013	Richard Burns	200 M IM	Margot K Pettijohn	6/26/2016	3:20.72
6:24.55	5/29/2016	Douglas A Springer	400 M IM	Margot K Pettijohn	6/26/2016	7:16.18

Men

75-79

Women

30.28	7/11/2009	David A Radcliff	50 M Free	Gail Roper	8/15/2005	36.87
1:06.63	7/12/2009	David A Radcliff	100 M Free	Gail Roper	7/31/2005	1:26.36
2:25.66	6/6/2009	David A Radcliff	200 M Free	Gail Roper	7/31/2005	3:13.24
5:17.77	3/7/2009	David A Radcliff	400 M Free	Jean Troy	8/11/2002	6:55.62
11:07.90	7/10/2009	David A Radcliff	800 M Free	June Krauser	9/9/2001	14:10.50
21:03.06	7/10/2009	David A Radcliff	1500 M Free	Jean Troy	8/17/2003	27:09.75
36.14	8/16/2008	Yoshi Oyakawa	50 M Back	Doris Steadman	8/23/1999	44.43
1:20.98	6/14/2009	Burwell Jones	100 M Back	Doris Steadman	8/23/1999	1:39.06
2:57.72	6/13/2010	Burwell Jones	200 M Back	Doris Steadman	8/23/1999	3:39.41
38.89	6/5/2016	Mike R Freshley	50 M Breast	Joann Leilich	7/19/2014	47.10
1:28.30	5/29/2016	Mike R Freshley	100 M Breast	Joann Leilich	8/15/2014	1:42.18
3:14.37	5/29/2016	Mike R Freshley	200 M Breast	Joann Leilich	7/19/2014	3:40.84
33.83	6/8/2013	John C Smith	50 M Fly	Gail Roper	8/1/2004	44.95
1:31.89	5/1/2010	Burwell Jones	100 M Fly	Mary Ann Case	8/6/2014	1:52.12
3:18.12	6/6/2015	Richard W Kitchell	200 M Fly	June Krauser	6/24/2001	4:10.69
3:04.17	6/5/2016	Mike R Freshley	200 M IM	Joann Leilich	6/22/2014	3:48.34
6:48.48	6/14/2009	Burwell Jones	400 M IM	June Krauser	6/10/2001	7:51.71

Men

80-84

Women

32.92	8/7/2015	Cav Cavanaugh	50 M Free	Gail P Roper	3/7/2009	38.64
1:11.82	8/23/2014	David A Radcliff	100 M Free	Gail P Roper	3/7/2009	1:27.55
2:40.22	8/24/2014	David A Radcliff	200 M Free	Jean Troy	6/10/2007	3:27.26
5:45.21	8/23/2015	David A Radcliff	400 M Free	Jean Troy	6/10/2007	7:24.53
11:49.29	8/22/2014	David A Radcliff	800 M Free	Jean Troy	7/15/2007	15:12.94
22:16.90	5/31/2014	David A Radcliff	1500 M Free	Jean Troy	7/15/2007	29:04.81
39.18	8/8/2015	Yoshi Oyakawa	50 M Back	Bunny Cederlund	3/29/2002	46.39
1:31.10	6/8/2013	Clarke E Mitchell	100 M Back	Betty S Lorenzi	8/7/2009	1:47.29
3:16.22	6/7/2013	Burwell Jones	200 M Back	Betty S Lorenzi	3/13/2010	3:53.12
44.41	5/20/2012	Bob Best	50 M Breast	Ann M Hirsch	8/4/2011	53.40
1:43.21	4/19/2008	Robert C MacDonald	100 M Breast	Ann M Hirsch	8/5/2011	1:57.17
3:47.81	6/23/2007	Al Craig	200 M Breast	Ann M Hirsch	7/10/2011	4:17.64
38.75	6/8/2013	Clarke E Mitchell	50 M Fly	Gail P Roper	3/7/2009	47.37
1:43.93	8/6/2014	William J Lauer	100 M Fly	Lois Nochman	5/21/2004	2:06.55
3:54.51	8/10/2006	Thomas O Maine	200 M Fly	Lois Nochman	5/22/2004	4:34.86
3:34.94	8/15/2005	Frank Piemme	200 M IM	Ann M Hirsch	7/10/2011	4:18.27
7:39.71	8/5/2014	William J Lauer	400 M IM	Jean Troy	6/10/2007	9:32.43

Men

85-89

Women

35.77	8/15/1998	Woody W Bowersock	50 M Free	Jean D Troy	7/15/2012	44.97
1:23.25	6/6/2010	Frank M Piemme	100 M Free	Jean D Troy	6/9/2012	1:43.68
3:07.03	6/26/2016	Graham M Johnston	200 M Free	Jean D Troy	7/14/2012	3:49.67
6:38.87	6/26/2016	Graham M Johnston	400 M Free	Jean D Troy	7/15/2012	8:06.04
14:23.39	7/9/2016	Graham M Johnston	800 M Free	Nan Bohl	7/19/2014	16:48.12
28:35.24	4/6/2008	Willard J Lamb	1500 M Free	Margery Meyer	7/10/2009	32:11.49
44.52	8/10/2006	Fred Van Dyke	50 M Back	Betty S Lorenzi	7/7/2012	51.81
1:49.24	6/14/2008	Willard J Lamb	100 M Back	Betty S Lorenzi	3/10/2012	1:53.28
4:04.33	6/14/2008	Willard J Lamb	200 M Back	Betty S Lorenzi	3/9/2013	4:01.09
49.49	7/24/2010	Frank Piemme	50 M Breast	Nan Bohl	7/19/2014	1:01.45
1:51.79	7/24/2010	Frank M Piemme	100 M Breast	Nan Bohl	7/12/2014	2:20.49

National Records

4:10.75	7/22/2012	Al Craig	200 M Breast	Nan Bohl	7/12/2014	5:14.41
45.63	7/3/2010	Frank M Piemme	50 M Fly	Lois Kivi Nochman	6/7/2009	1:01.94
1:55.18	8/3/2010	Thomas O Maine	100 M Fly	Lois Kivi Nochman	8/7/2009	2:23.89
4:15.86	7/11/2010	Thomas O Maine	200 M Fly	Lois Kivi Nochman	7/25/2009	5:07.64
3:51.20	8/3/2010	Thomas O Maine	200 M IM	Jean D Troy	6/14/2014	5:01.26
8:21.81	7/11/2010	Thomas O Maine	400 M IM	Betty J Russ	6/30/2012	10:41.24
Men						
39.19	6/23/2003	Woody Bowersock	90-94	Women		
1:41.87	5/31/2014	Willard J Lamb	50 M Free	Maurine E Kornfeld	8/13/2011	55.48
3:41.77	8/8/2013	Willard J Lamb	100 M Free	Rita Simonton	8/3/2008	2:03.52
8:01.57	8/24/2014	Willard J Lamb	200 M Free	Rita Simonton	7/20/2008	4:19.80
16:28.37	8/9/2013	Willard J Lamb	400 M Free	Rita Simonton	8/3/2008	9:04.93
31:12.82	5/31/2014	Willard J Lamb	800 M Free	Rita Simonton	8/14/2008	18:53.58
51.94	8/15/2014	Alan Weeden	1500 M Free	Rita Simonton	6/1/2008	36:02.20
1:59.92	5/31/2014	Willard J Lamb	50 M Back	Aileen Soule	8/25/1996	1:03.49
4:20.06	5/31/2014	Willard J Lamb	100 M Back	Aileen Soule	8/25/1996	2:23.23
1:01.64	6/10/2007	Brud Cleaveland	200 M Back	Aileen Soule	6/29/1997	5:29.07
2:23.53	5/15/2010	Raymond I Hakomaki	50 M Breast	Marjorie Stone	8/7/2014	1:16.17
5:12.25	6/21/2015	Thomas O Maine	100 M Breast	Marjorie Stone	5/11/2013	2:55.27
1:00.30	8/11/2003	Walter Pfeiffer	200 M Breast	Marjorie Stone	8/8/2015	6:34.01
2:23.56	6/6/2015	Thomas O Maine	50 M Fly	Charlotte E Sanddal	6/8/2013	1:29.40
5:19.18	6/6/2015	Thomas O Maine	100 M Fly			
4:35.62	6/21/2015	Thomas O Maine	200 M Fly			
9:56.43	6/6/2015	Thomas O Maine	200 M IM	Rita Simonton	8/16/2008	6:30.12
			400 M IM			
Men						
55.88	8/2/1998	Gus Langner	95-99	Women		
2:29.32	8/23/1998	Gus Langner	50 M Free	Rita Simonton	6/23/2013	1:04.52
5:13.23	8/23/1998	Gus Langner	100 M Free	Rita Simonton	8/8/2013	2:23.86
11:30.53	8/23/1998	Gus Langner	200 M Free	Rita Simonton	8/8/2013	5:04.08
22:28.28	8/23/1998	Gus Langner	400 M Free	Maurine E Kornfeld	6/5/2016	10:27.65
47:30.40	8/23/1999	Gus Langner	800 M Free	Rita Simonton	8/9/2013	21:53.69
1:18.91	8/20/1989	Tom Lane	1500 M Free	Rita Simonton	6/2/2013	41:39.68
3:04.37	8/9/2008	Gary J Weisenthal	50 M Back	Rita Simonton	8/10/2013	1:14.31
6:38.69	8/9/2008	Gary J Weisenthal	100 M Back	Rita Simonton	8/8/2013	2:42.67
1:26.61	8/23/1998	Gus Langner	200 M Back	Maurine E Kornfeld	5/29/2016	5:42.64
3:16.56	6/21/2014	Bud Jackson	50 M Breast			
7:11.65	7/12/2014	Bud Jackson	100 M Breast			
2:01.41	6/1/2008	Walter R Pfeiffer	200 M Breast			
4:09.52	6/1/2008	Walter R Pfeiffer	50 M Fly			
14:05.25	6/1/2008	Walter R Pfeiffer	100 M Fly			
8:55.97	6/1/2008	Walter R Pfeiffer	200 M Fly			
17:29.20	6/1/2008	Walter R Pfeiffer	200 M IM			
			400 M IM			
Men						
1:40.46	7/9/1994	Tom Lane	100-104	Women		
4:05.98	7/9/1994	Tom Lane	50 M Free	Anne A Dunivin	6/4/2016	2:43.80
1:50.73	7/9/1994	Tom Lane	100 M Free	Anne A Dunivin	6/4/2016	5:42.81
4:13.84	7/9/1994	Tom Lane	50 M Back	Anne A Dunivin	6/4/2016	12:06.09
9:04.31	7/9/1994	Tom Lane	100 M Back			
			200 M Back			

Relay Records

Men 200 M Free Relay

72-99	1:38.83	UNIVERSITY SAN FRANCISCO	07-14-13	Jack W Dillane, Nathan Vizcarra, Dash I Rothberg, Jackson Z Wang
100-119	1:34.24	THE OLYMPIC CLUB	08-10-13	Kevin Ferguson, Trent T Holsman, Scott C Greenwood, Christopher J Talbott
120-159	1:34.82	SOUTHERN CAL AQUATIC MASTERS	07-26-09	Matthew Cornue, Erik Hochstein, Erik D Tolmachoff, Christopher E Beach
160-199	1:36.28	TEAM TYR	08-08-06	Matthew S Eisenhuth, John Smith, Rich Saeger, Paul Smith
200-239	1:38.24	COLORADO MASTERS	08-08-06	Jack R Groselle, Trip Hedrick, Steve Wood, Richard Abrahams
240-279	1:45.90	OREGON MASTERS	08-16-08	Mike J Tennant, Tom Landis, Robert S Smith, Wes Edwards
280-319	1:56.91	GOLD COAST MASTERS	08-15-14	David Quiggin, David J Painter, Keefe L Lodwig, Lee Childs
320-359	2:27.77	SAN DIEGO SWIM MASTERS	08-10-13	Bob Best, Mike R Freshley, Donald J Hubbard, Frank Tanner
360-399	3:46.35	COAST MASTERS	08-15-05	Dick Westerfield, Walter R Pfeiffer, Robert Christains, Woody Bowersock

Men 200 M Medley Relay

72-99	1:49.35	THE OLYMPIC CLUB	08-27-95	Mike Colley, Jamie T Patrick, Brad Budney, Greg Larson
100-119	1:48.46	HOUSTONION CLUB	08-20-90	Clay Britt, Dean E Putterman, Robert J Killeen, James M Pringle
120-159	1:46.23	MICHIGAN MASTERS	08-08-09	Kevin Doak, Patrick M Saucedo, Cameron S Mull, Alec Mull
160-199	1:47.72	TEAM TYR	08-08-06	Rich E Saeger, Greg Rhodenbaugh, Paul Smith, John Smith
200-239	1:50.83	COLORADO MASTERS	08-08-06	Steve Wood, Jack R Groselle, Trip Hedrick, Richard Abrahams
240-279	2:01.60	N CAROLINA MASTERS SWIMMING	08-15-14	Jonathan E Klein, Neal L Vestal, Donald B Gilchrist, Paul T Trevisan
280-319	2:16.74	SAN DIEGO SWIM MASTERS	08-09-09	Vinus Van Baalen, Peter Andersen, Keefe L Lodwig, Donald J Hubbard
320-359	2:59.66	SAN DIEGO SWIM MASTERS	08-08-13	Frank Tanner, Bob Best, Mike R Freshley, Donald J Hubbard
360-399	4:13.67	COAST MASTERS	08-15-05	Robert W Christians, Dick Westerfield, Walter Pfeiffer, Woody Bowersock

Women 200 M Free Relay

72-99	1:53.83	FT LAUDERDALE AQUATICS	08-08-09	Natalie N Pike, Meaghan R Bresnahan, Kate Alyabyeva, Jennifer M Martin
100-119	1:50.04	ARIZONA MASTERS	07-30-11	Kelly M Harrigan, Breeja Larson, Lindsey E Urbatchka, Hannah Caldas
120-159	1:50.53	N CAROLINA MASTERS SWIMMING	06-09-13	Ruth N Jones, Celia Wolff, Alicia K Uhl, Erika L Braun
160-199	1:48.44	TEAM TYR	08-08-06	Cheri Hart, Collette Sappey, Anna Pettis-Scott, Susan Von Der Lippe
200-239	1:57.21	PACIFIC NORTHWEST AQUATICS	08-08-06	Lisa Dahl, Debbie Glassman, Charlotte Davis, Mary Lippold
240-279	2:05.98	PLANO WETCATS	07-11-15	Janie Cole, Christina J McKelvey, Krissy Maccurdy, Lynn Morrison
280-319	2:29.97	VIRGINIA MASTERS SWIM TEAM	08-15-14	Johnnie Detrick, Beth Schreiner, Terry Sue M Gault, Marcia L Barry
320-359	3:27.23	VIRGINIA MASTERS SWIM TEAM	08-08-09	Barbara M Zaremski, Terry Sokolik, Marianna Berkley, Jeanne H Meredith

Women 200 M Medley Relay

72-99	2:08.86	FT LAUDERDALE AQUATICS	08-08-09	Natalie N Pike, Meaghan R Bresnahan, Kate Alyabyeva, Jennifer M Martin
100-119	2:01.91	ARIZONA MASTERS	07-31-11	Kelly M Harrigan, Breeja Larson, Lindsey E Urbatchka, Hannah Caldas
120-159	2:04.19	GOLD COAST MASTERS	08-23-98	Beth L Gardner, Susie L Geyer, Tracie A Moll, Jamie S Herrington
160-199	2:04.75	TEAM TYR	08-08-06	Jennifer Stein, Susan Von der Lippe, Betsy Cleary, Collette Sappey
200-239	2:10.98	OREGON MASTERS	08-17-08	Karen Andrus-Hughes, Becky C Oblatz, Arlene Delmage, Robin B Parisi
240-279	2:24.95	NEW ENGLAND MASTERS	08-07-14	Diann B Uustal, Beth A Estel, Laura E Delorey, Jacki Hirsty
280-319	2:57.04	TAMALPAIS AQUATIC MASTERS	08-08-15	Linda R Shoenberger, Kristin N Jaffe, Laura B Val, Nancy J Ridout
320-359	3:47.69	FLORIDA AQUATIC COMBINED TEAM	03-21-09	Betty S Lorenzi, Sylvia Eisele, Nancy N Durstein, Joan K Campbell

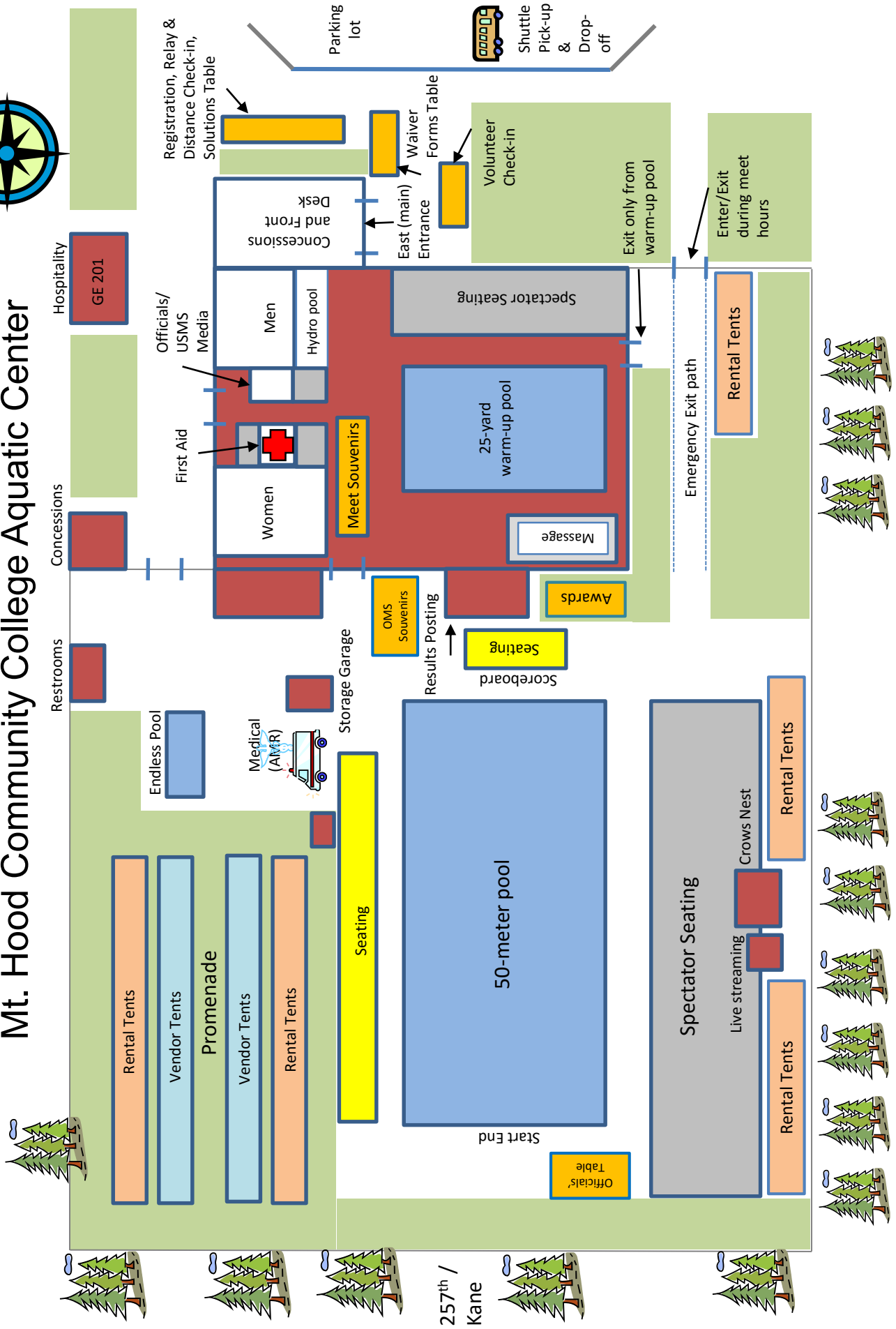

Mixed 200 M Free Relay

72-99	1:47.94	CONEJO SIMI AQUATIC MASTERS	07-26-09	Wade M Federer, Lauren M Hancock, Christopher D Ramos, Kara J Denby
100-119	1:43.11	THE OLYMPIC CLUB	07-11-10	Fiona O'Donnell-McCarthy, Trent T Holsman, Erin P Reilly, Scott C Greenwood
120-159	1:42.65	GOLD COAST MASTERS	08-23-98	Todd H Pace, Tracie A Moll, Jamie S Herrington, Kurt Wienants
160-199	1:42.27	TEAM TYR	08-08-06	John Smith, Rich E Saeger, Collette Sappey, Sheri Hart
200-239	1:44.96	COLORADO MASTERS	08-10-06	Trip Hedrick, Kim Crouch, Kathy L Garnier, Richard Abrahams
240-279	1:55.86	PUGET SOUND MASTERS	08-08-15	Donald Graham, Rick Colella, Charlotte M Davis, Zena H Courtney
280-319	2:09.39	TAMALPAIS AQUATIC MASTERS	08-08-15	Laura B Val, Kenneth A Frost, Nancy J Ridout, Richard Burns
320-359	2:55.56	SANTA BARBARA MASTERS	08-01-04	Frank Piemme, Grace Altus, Ruth Baar, Jurgen Schmidt
360-399	3:36.78	MISSION VIEJO MASTERS	08-09-13	Frank Piemme, Maurine E Kornfeld, Rita Simonton, Jurgen B Schmidt

Mixed 200 M Medley Relay

72-99	1:57.69	ARIZONA MASTERS	07-31-11	Kelly M Harrigan, Breeja Larson, Matt J Rippentrop, Gordon R Smith
100-119	1:55.34	THE OLYMPIC CLUB	07-09-11	Fiona O'Donnell-McCarthy, John W Dorr, Erin P Reilly, Scott C Greenwood
120-159	1:50.77	PHOENIX SWIM CLUB	07-08-12	Noriko Inada, Jeff P Commings, Misty D Hyman, Jose A Ponce
160-199	1:58.35	TEAM TYR	08-10-06	Marika McCue, Michael Ruffner, Robbert-Paul Smit, Susan Von der Lippe
200-239	2:02.32	SAN DIEGO SWIM MASTERS	08-15-05	Karlyn Pipes-Neilsen, Caroline Krattli, Scott M Lautman, Vinus Van Baalen
240-279	2:09.06	TAMALPAIS AQUATIC MASTERS	08-08-09	Richard Burns, Kenneth A Frost, Laura B Val, Barbara C Wheeler
280-319	2:21.20	TAMALPAIS AQUATIC MASTERS	08-09-15	Laura B Val, Kenneth A Frost, Richard Burns, Nancy J Ridout
320-359	3:26.94	FLORIDA MAVERICK MASTERS	06-13-10	Paul Hutinger, Robert C MacDonald, Patricia A Tullman, Jean D Troy
360-399	4:19.30	MISSION VIEJO MASTERS	08-10-13	Rita Simonton, Jurgen B Schmidt, Frank Piemme, Maurine E Kornfeld

USMS Summer Nationals Mt. Hood Community College Aquatic Center



everybody **IN THE POOL**

Whether you need serious equipment for a competitive pool, serious fun for a backyard pool or access solutions to enable everyone to enjoy the pool, S.R.Smith is your source for deck equipment. In fact, we've been on the deck for over 80 years helping people swim for life. Learn more at srsmith.com.



GOOD LUCK **SWIMMERS!**



SR SmithTM

Serious Equipment • Serious Fun • Access for All

Timeline

Start Times Women	Event	Start Times Men
Wednesday, August 17, 2016		
7:30 a.m.	1: mixed 1500 freestyle (deck seeded)	7:30 a.m.
	Approximate finish time 2:30 p.m.	
Thursday, August 18, 2016		
7:30 a.m.	3-4: 400 IM (deck seeded)	8:50 a.m.
10:10 a.m.	30-minute warm-up in competition pool	10:10 a.m.
10:40 a.m.	5-6: 100 breaststroke	11:35 a.m.
12:25 p.m.	7-8: 200 freestyle (deck seeded)	1:40 p.m.
3:00 p.m.	9-10: 50 backstroke	3:35 p.m.
4:05 p.m.	11-12: 100 butterfly	4:35 p.m.
	Approximate finish time 5:30 p.m.	
Friday, August 19, 2016		
7:30 a.m.	13: mixed 800 freestyle (deck seeded)	7:30 a.m.
1:45 p.m.	30-minute warm-up in competition pool	1:45 p.m.
2:15 p.m.	15-16: 50 breaststroke	2:50 p.m.
3:25 p.m.	17-18: 200 IM (deck seeded)	4:40 p.m.
6:05 p.m.	19-20: 200 freestyle relay	6:40 p.m.
	Approximate finish time 7:15 p.m.	
Saturday, August 20, 2016		
7:30 a.m.	21: mixed 400 freestyle (deck seeded)	7:30 a.m.
11:55 a.m.	30-minute warm-up in competition pool	11:55 a.m.
12:25 p.m.	23-24: 50 freestyle	1:10 p.m.
1:55 p.m.	25-26: 200 butterfly (deck seeded)	2:30 p.m.
3:10 p.m.	27-28 100 backstroke	4:10 p.m.
5:00 p.m.	29: 200 mixed freestyle relay	5:00 p.m.
5:45 p.m.	30: 200 mixed medley relay	5:45 p.m.
	Approximate finish time 6:45 p.m.	
Sunday, August 21, 2016		
7:30 a.m.	31-32: 200 backstroke (deck seeded)	8:35 a.m.
9:25 a.m.	33-34: 50 butterfly	10:00 a.m.
10:40 a.m.	35-36: 200 medley relay	11:15 a.m.
11:45 a.m.	37-38: 200 breaststroke (deck seeded)	12:50 p.m.
1:50 p.m.	39-40: 100 freestyle	2:50 p.m.
	Approximate finish time 4:00 p.m.	

This timeline is **only a guide** for use in determining the **approximate** start of all events. The meet may run ahead of or behind the estimate. It is the responsibility of all swimmers to get to the pool well before their events and be behind the blocks before their events start.

All swimmers must check in for all deck-seeded events by the check-in deadlines!