

TOURNAMENT TOWN

SPRING NATIONALS 2010

GREENSBORO, N.C. – APRIL 28 - MAY 1



Nationwide
is on your side



**U.S. MASTERS
SWIMMING**

Timeline

Start Times Women	Event	Start Times Men
	Thursday, April 28, 2016	
8:00 a.m.	1000 freestyle (deck seeded; M&W combined)	8:00 a.m.
11:00 a.m.	1650 freestyle (deck seeded; M&W combined)	11:00 a.m.
	<i>Approximate finish time 4:00 p.m.</i>	
	Friday, April 29, 2016	
8:00 a.m.	Women's 500 freestyle (deck seeded)	
9:45 a.m.	30 minute warm-up in competition pool	9:45 a.m.
10:15 a.m.	100 IM	10:45 a.m.
11:25 a.m.	200 breaststroke	12:05 p.m.
12:45 p.m.	50 backstroke	1:05 p.m.
1:30 p.m.	100 freestyle	2:10 p.m.
2:55 p.m.	200 butterfly	3:20 p.m.
3:50 p.m.	200 mixed freestyle relay	3:50 p.m.
4:20 p.m.	400 mixed freestyle relay	4:20 p.m.
	<i>Approximate finish time 5:00 p.m.</i>	
	Saturday, April 30, 2016	
	Men's 500 freestyle (deck seeded)	8:00 a.m.
9:20 a.m.	30 minute warm-up in competition pool	9:20 a.m.
9:50 a.m.	Ransom Arthur Award presentation	9:50 a.m.
10:05 a.m.	100 butterfly	10:25 a.m.
10:55 a.m.	50 breaststroke	11:15 p.m.
11:35 a.m.	200 IM	12:20 p.m.
1:00 p.m.	50 freestyle	1:25 p.m.
2:00 p.m.	100 backstroke	2:30 p.m.
3:05 p.m.	200 freestyle relay (15 min break after this)	3:30 p.m.
4:05 p.m.	200 mixed medley relay	4:05 p.m.
	<i>Approximate finish time 4:45 p.m.</i>	
	Sunday, May 1, 2016	
8:00 a.m.	400 IM (deck seeded)	8:40 a.m.
9:30 a.m.	30 minute warm-up in competition pool	9:30 a.m.
10:00 a.m.	200 medley relay	10:25 a.m.
10:50 a.m.	200 freestyle	11:30 a.m.
12:20 p.m.	50 butterfly	12:35 p.m.
1:00 p.m.	200 backstroke	1:40 p.m.
2:20 p.m.	100 breaststroke	2:45 p.m.
	<i>Approximate finish time 3:15 p.m.</i>	

This timeline is **only a guide** for use in determining the **approximate** start of all events. We may run ahead of or behind the estimate. It is all swimmers' responsibility to get to the pool well before their events and be behind the blocks before their heats start.

All swimmers must check in for all deck-seeded events by the check-in deadlines!

Welcome to the

Greensboro Aquatic Center
and the

2016 Nationwide U.S. Masters Swimming Spring National Championship



GREENSBORO, N.C. - APRIL 28 - MAY 1



Nationwide®
is on your side



U.S. MASTERS
SWIMMING


July 21-31, 2016 • Greensboro, NC

USA Masters Games

The National Sports Festival for Adult Athletes

- 24 Sports
- World Class Venues
- Health & Fitness Expo
- Games Village
- Opening & Closing Ceremonies
- Daily Entertainment & Social Activities
- Age Group Competition for Ages 21 and Over

For information and to register visit
USAmastersgames.com





Hill Carrow, LOC Chairman

On behalf of our entire Local Organizing Committee for the 2016 Nationwide U.S. Masters Swimming Spring National Championships, we want to welcome the U.S. Masters Swimming family back to Greensboro and the renowned Greensboro Aquatic Center (GAC). Our host committee is virtually intact from the 2012 USMS Spring Nationals also hosted at the GAC, and is led by our seasoned Co-Meet Directors, Don Gilchrist and Steve Weatherman. Don and Steve have done yeoman's work to make sure your experience at this year's Nationals is second to none.

With the 2016 USA Masters Games in July and the US Masters Swimming High Performance Camp in August, 2016 is a huge year for Masters Swimming in Greensboro and at the Greensboro Aquatic Center. We are thrilled to be kicking off such a historic year with the Nationwide Spring National Championships and look forward to having participants return for the Games and Camp this summer.

You don't want to miss the Meet Social on Saturday night or the free shuttle to the Downtown Greensboro restaurant and entertainment district on Thursday night. Also, please join us for the exciting North Carolina Swimming Hall of Fame Induction Banquet and Ceremony – featuring 4 Olympians and our own Erika Braun representing Masters Swimming – on Friday night. Both the Meet Social and the NC Swim Hall of Fame Induction are here on the Greensboro Coliseum Complex campus.

It promises to be a great meet all around, and we wish for you the very best of times both in the pool and around town. Enjoy and swim fast!

Hill Carrow





Steve Weatherman & Don Gilchrist, Co-Meet Directors

Hill Carrow
Chairman, Local Organizing Committee
2016 Nationwide USMS Spring National Championships



When your family is protected, we all win.

At Nationwide®, our number one goal is being there for our members. That's why we have your back when it comes to protecting what's most important, like:

-  The car you drive to every practice
-  The RV you use for that weekend tournament

Join us as we team up with U.S. Masters Swimming to promote safety.

To learn more about a special discount for U.S. Masters Swimming members visit nationwide.com/USMS or call **1-888-231-3614**.

Nationwide Insurance has made a financial contribution to this organization in return for the opportunity to market products and services to its members or customers.
Products underwritten by Nationwide Mutual Insurance Company and Affiliated Companies. Home Office: Columbus, OH 43215. Subject to underwriting guidelines, review, and approval. Products and discounts not available to all persons in all states. Nationwide and the Nationwide N and Eagle are service marks of Nationwide Mutual Insurance Company.
© 2016 Nationwide AFR-0256A0.2 (03/16)





Nancy Vaughan, Mayor of Greensboro

WELCOME!

On behalf of the City Council and the citizens of Greensboro, I would like to extend a warm and cordial welcome to the athletes and guests of the *2016 Nationwide US Masters Swimming Spring National Championship*.

Having hosted the very successful 2012 Spring Nationals, the City of Greensboro looks forward to once again serving as host for new and returning participants in this year's Championships. Greensboro has many amenities to offer and we hope your group will take full advantage. We are especially proud of the Greensboro Aquatic Center, which has gained a tremendous reputation as one of the finest facilities of its kind in the country. From hotels, restaurants, and shopping to historical and cultural attractions, I am certain Greensboro will have something for everyone.

If we, in city government, may be of any assistance with your event plans, please let us know. Again, we welcome you to our City! We hope your stay in Greensboro will be a pleasant one and we encourage your return.

Sincerely,

Nancy Vaughan
Mayor

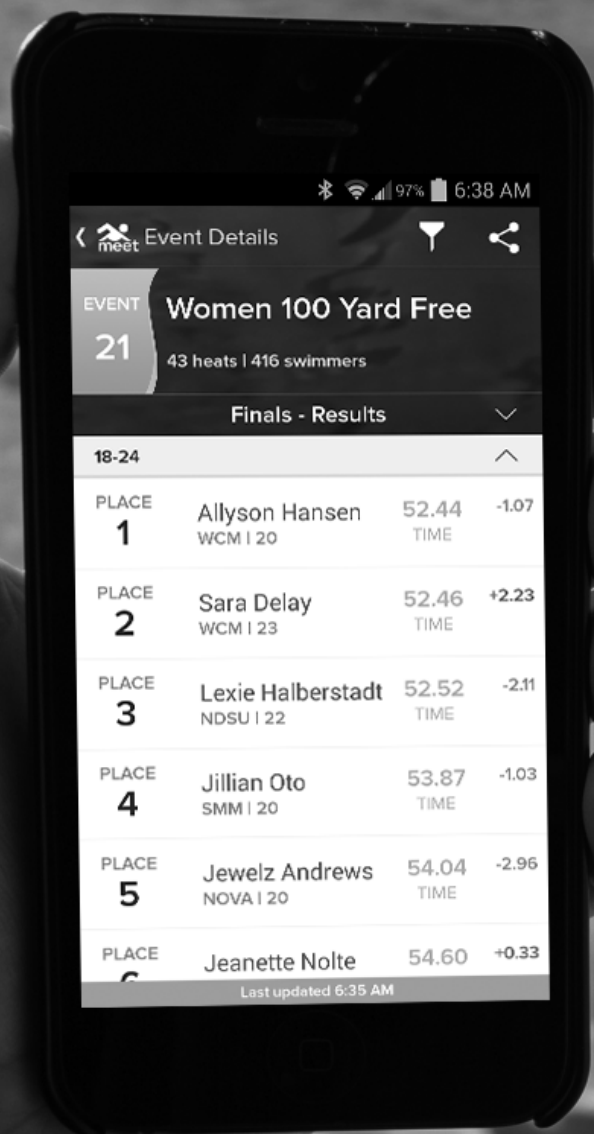
MEET MOBILE

The app loved by over a million swimmers, fans, coaches and meet hosts worldwide.

See what it can do for you...



Visit the iTunes or Google Play store.



Event Details

EVENT 21 Women 100 Yard Free
43 heats | 416 swimmers

Finals - Results

18-24

PLACE	NAME	TIME	DIFF
1	Allyson Hansen WCM 20	52.44	-1.07
2	Sara Delay WCM 23	52.46	+2.23
3	Lexie Halberstadt NDSU 22	52.52	-2.11
4	Jillian Oto SMM 20	53.87	-1.03
5	Jewelz Andrews NOVA 20	54.04	-2.96
6	Jeanette Nolte	54.60	+0.33

Last updated 6:35 AM

ACTIVEHY-TEK™



ACTIVE Network is the Official Technology Partner of U.S. Masters Swimming

www.ACTIVEswim.com



US Masters Swimming

WELCOME TO GREENSBORO!

On behalf of the Greensboro Convention and Visitors Bureau, and the citizens of Greensboro, I would like to extend a warm and cordial welcome to the participants of the *Nationwide USMS Spring National Championship* being held in April 28 – May 1, 2016.

During your visit, please take time to explore the many treasures Greensboro has to offer. We are rich in culture and recreation, and offer some of the finest shopping experiences in North Carolina.

Again, we welcome you to our City! We hope your stay here will be pleasant and we encourage your return.

Sincerely,

A handwritten signature in black ink that reads "Henri Fourrier".



Henri Fourrier, President & CEO, Greensboro
& Visitors Bureau

Convention

Henri Fourrier
President/CEO



**AFFORDABLE.
QUALITY.
CUSTOM.**

TEL 1.877.718.9403 · FAX 1.877.866.9278 · INFO@AGONSWIM.COM

Thank You to Our Local Sponsors and Supporters



Co-Hosts

Raleigh Area Masters Swim Team
Greensboro Swim Association Masters

Meet Management

Hill Carrow, Chairman
Steve Weatherman, Co-Meet Director
Don Gilchrist, Co-Meet Director
Sue Haugh, Assistant Meet Director
Bruce Cantrell, Assistant Meet Director
Tom Cox, Head Referee
David Wierdsma, Announcer
Bev Amick, Social Coordinator

Key Officials

Trish Martin Herb Schwab
Ed Saltzman Tom Taylor
Tom Brewer
Lynne Klauer
Thornton Burnette

Greensboro Aquatic Center

Susan Braman
David Hoover
Kate McIntosh
Demp Bradford

U.S. Masters Swimming

Jeff Roddin
Kim Crouch
Tracy Grilli

Acknowledgements

Greensboro Sports Council Ruth Jones
Grimsley High School Mark Rubacky
Parkland Magnet School Nancy Whelchel

Local Sponsors

Greensboro Convention & Visitors Bureau
Greensboro Aquatic Center
Sports & Properties, Inc.



M I C H A E L P H E L P S

MP

XCEED™

THE FUTURE. IN PERFECT CLARITY

Perfect Clarity and 180 Degree Field of Vision
Patented Curved Lens Technology
Low Profile and Hydrodynamic
Made in Italy
FINA Approved

MP™
MICHAEL PHELPS

DESIGNED BY



Contents

Time Line	<i>Inside Front Cover</i>
Meet Information	3
Club Roster — Local Clubs	9
Club Roster — Regional Clubs	15
Athlete Roster (by Club)	16
Day 1 — Thursday, April 23	29
Day 2 — Friday, April 24	35
Day 3 — Saturday, April 25	61
Day 4 — Sunday, April 26	83
National Records	98
Facility Map	104



**Colorado
TIME SYSTEMS®**

A PLAYCORE™ Company

COLORADO TIME SYSTEMS
APPLAUDS ALL OF THE ATHLETES
PARTICIPATING IN
THIS PRESTIGIOUS EVENT.

For over 40 years, Colorado Time Systems has provided premier athletic facilities with platinum quality timing, scoring, and display systems. Make the decision to join the 20,000+ satisfied customers who have chosen Colorado Time Systems.

Contact us today and take advantage of the exclusive discount offered to U.S. Masters Swimming members.

WWW.COLORADOTIME.COM | 800.279.0111



Colorado Time Systems is the
Official Timing Partner of U.S. Masters Swimming.

©2015

Meet Information

Seeding

The 1000 and 1650 freestyle events will be deck seeded slowest to fastest by entry time, regardless of age and gender. The 400 IM and 500 freestyle events will be deck seeded by age group, with the oldest age groups first, slowest to fastest within each age group and men and women separate. All 50s, 100s and 200s will be pre-seeded by age group, with the oldest age groups first, slowest to fastest within each age group and men and women separate. Some limited exceptions may apply to swimmers not meeting National Qualifying Times--they may be seeded in heats closer to their seed times. Women's heats will precede men's heats for all events. All events will be swum in two 10-lane courses.

Check-In for Distance Events

Positive check-in is required for the 500 freestyle, 1000 freestyle, 1650 freestyle and 400 IM. Check-in can be done in person at the pool or online. Coaches or teammates may check in for those swimmers whose travel plans do not permit check-in by the deadlines. Check in online at usms.org/comp/scnats16/heats/checkin.php. Failure to check in by the deadline will result in the swimmer being scratched from the event and the swimmer shall not be permitted to swim that event at another time.

Check-in Times

Check-in may be done in person at the registration area or at usms.org according to the following schedule:

Date	Event	In-Person Check-in*	Online Check-in*
Thurs., April 28	1000 freestyle 1650 freestyle	Weds. 12:30–7 p.m.; Thurs. by 7 a.m. Weds. 12:30–7 p.m.; Thurs. by 9 a.m.	Tues. 7 a.m.– Thurs. by 7 a.m. Tues. 7 a.m.– Thurs. by 9 a.m.
Fri., April 29	500 freestyle (women)	Weds. 12:30–7 p.m.; Fri. by 7 a.m.	Tues. 7 a.m.– Fri. by 7 a.m.
Sat., April 30	500 freestyle (men)	Weds. 12:30–7 p.m.; Sat. by 7 a.m.	Tues. 7 a.m.– Sat. by 7 a.m.
Sun., May 1	400 IM	Weds. 12:30–7 p.m.; Sun. by 7 a.m.	Tues. 7 a.m.– Sun. by 7 a.m.

*All times are Eastern Daylight Savings Time

Scratches

Any swimmer failing to report to the proper lane in the correct heat of an event shall be scratched from that event and shall not be permitted to swim that event at another time.

Relay Information

Swimmers and coaches may enter relays until 3 p.m. on the day before the relay is scheduled. Each competitor is allowed to swim a maximum of five relays with only one freestyle relay, one medley relay, one mixed freestyle relay of each distance (i.e., 200/400) and one mixed medley relay. The entry fee for each relay is \$12 (cash, check, or credit card) payable at the time of entry. Refunds will not be given for duplications and/or scratches, so it is recommended that only club representatives handle relay entries. Relay entries are submitted at the relay desk in the registration area. Each of the four members of the relay team must be registered with the same Masters club and all relay members must have entered the meet and paid the meet surcharge by the individual meet entry deadline (received by March 28, 2016). The relay entry fee is in addition to individual events. Complete relay information is available at the relay desk in the registration area. Relay heat sheets will be posted and relay cards may be picked up at 8:30 a.m. on the day of the relay, at the relay desk located near registration. Prior to the swimming of the relay, the card must contain the name and age of each swimmer competing in the relay and a clear indication of the lead-off swimmer.

Substitution of swimmers is allowed until the relay swim starts. You must enter any changes on the relay card prior to giving the card to the lane timer before the relay is swum. No changes in age group or seed time are allowed. Any change of swimmers must keep the relay team in the same age group or the relay will be disqualified.

Relay cards will not be checked for mistakes and omissions made by club representatives. Disqualifications resulting from mistakes and omissions shall not be reconsidered. Accuracy and completeness are the responsibility of the coaches and/or swimmers submitting the relay cards.

Relay Submission Deadlines

Thurs., April 28	200 mixed freestyle relay 400 mixed freestyle relay	3 p.m.
Fri., April 29	200 freestyle relay (men's and women's) 200 mixed medley relay	3 p.m.
Sat., April 30	200 medley relay (men's and women's)	3 p.m.

dryrobe®



Photo courtesy of Sport Relief UK 2016

The warmest, most advanced change robe in the World.

Available in original short sleeve and long sleeve design.



ROYAL
LIFE SAVING
SOCIETY UK



visit our online store at www.dryrobe.com



@dryrobe

Meet Information

Warm-up Times

The competition pool will be open for warm-up on Wednesday, April 27, from 1 p.m. to 7 p.m. On competition days (Thursday-Sunday), the competition pool will be open from 6:00 a.m. until 7:50 a.m. and the warm-up pools will be available from 7 a.m. until the conclusion of the final event each day. The competition pool will also be open for warm-up for 30 minutes following the last heat of the 500 freestyle and 400 IM events on Friday, Saturday, and Sunday, respectively. The competition pool will be open for at least 30 minutes following the last event each day. On Thursday, April 28, the competition pool will remain open until 5 p.m. or 30 minutes following the last heat of the 1650, whichever is later.

Warm-up Procedures

Swimmers must enter the pool feet first in a cautious and controlled manner. No diving or backstroke starts will be allowed except in designated sprint lanes. One or two lanes will be designated as one-way sprint lanes during the pre-meet warm-up session in the competition pool only. Any swimmer who acts in an unsportsmanlike or unsafe manner within the swimming venue, may be considered for appropriate action or penalty by the referee (rule 102.13.3). Pull buoys, kick boards, fins, hand paddles and snorkels are not allowed in the competition pool or warm-up pools.

Split Notification

Final results will indicate splits for all swims (excluding pad malfunctions). Split requests have been submitted on behalf of all swimmers for records and Top 10 for initial distances of all individual events (except for backstroke) and for all relay lead-off splits. Therefore swimmers need not submit split requests for those events. Split requests for records or Top 10 are required for initial distance(s) of an individual backstroke event. The swimmer is responsible for picking up the Split Notification Form from the administrative official, filling it out, and presenting it to the administrative official prior to the swim. Automatic split times will be submitted for USMS Top 10, however automatic split times from individual events will not automatically appear in the USMS event results database. If you would like a split time to be added to the event results database, please email your request after the meet to webmaster@usms.org.

Time Verification (formerly OVCs)

Swimmers wishing to have times entered into SWIMS (USA Swimming times database) must complete a form at the meet prior to the swim. Contact the administrative official at the meet.

Awards

Medals will be given for first through tenth places in each age group for each event. A U.S. Masters Swimming National Champion patch will be given to each individual and relay team member for the first event won. Swimmers winning more than one event may purchase additional patches. Unclaimed awards will not be mailed unless arrangements are made at the meet. There will be a charge for mailing awards.

Club Scoring

Championship banners will be presented to the top 5 combined clubs in the regional division and to the top 10 combined clubs in the local club division. These will be presented at the conclusion of the meet on Sunday, May 1.

Online Coverage

Follow the event online at usms.org/comp/scnats16/live.php, on our Facebook page, and on Twitter, where we will post photos and stories.

Heat Sheets & Results Available on Mobile Devices

Use Active Network's Meet Mobile to get heat sheets and instant results on your mobile device. Just download the Meet Mobile app on iTunes or Google Play on your iPhone, iPad, or Android.

Service Animals

Animals other than service animals will not be permitted on deck at the venue.



FOR THE LOVE OF SWIMMING...

They say home is where the heart is. Your heart belongs to swimming, so wouldn't you like to bring swimming home?

Endless Pools makes it possible.

Our compact pools install easily indoors or out, and our unrivaled swim current adjusts to your pace – from warm-ups to race speed.

You'll love the crystal clear water, so easy to maintain and always set to your ideal temperature.

For fun, for fitness, for the love of swimming, bring an Endless Pool to your home.

Endless Pools is a proud sponsor of US Masters Swimming.



**Request your Free
Idea Kit today.**

www.endlesspools.com

**Questions? Call us at
800-732-8660 ext. 6713**



The Capt. Ransom J. Arthur, M.D. Award

DON'T MISS THE ANNOUNCEMENT OF THE 2016 RECIPIENT, WHICH WILL TAKE PLACE ON THE POOL DECK AFTER SATURDAY'S 30-MINUTE WARM-UP BREAK.

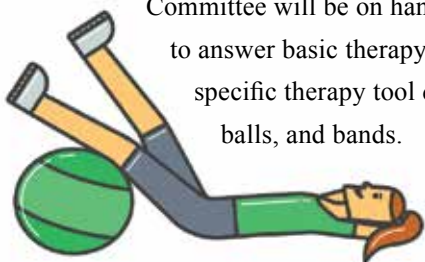
Given annually to a volunteer who's made significant contributions to the goals and objectives of Masters Swimming, this award honors Capt. Ransom J. Arthur, M.D., who, through his dedication to improving the health of adults through swimming, established U.S. Masters Swimming. Recipients have made outstanding contributions at the national, regional, and local levels through accomplishments that benefit and enhance USMS programs. Selection criteria for the Award include:

- Encouraging and promoting improved adult physical fitness and health
- Offering opportunities to participate in lifelong fitness and competitive swimming programs
- Encouraging organizations and communities to establish and sponsor Masters Swimming programs
- Enhancing fellowship and camaraderie among Masters swimmers
- Stimulating research in the sociology, psychology, and physiology of Masters Swimming

Nominations for the 2017 Capt. Ransom J. Arthur M.D. Award are due by March 15, 2017.

ASK THE ATHLETIC TRAINER

The USMS Sports Medicine and Science Committee booth will be located in the vendor area. Throughout the weekend athletic trainer Andrew Catlin and members of the SMS Committee will be on hand for a few hours each day to answer basic therapy questions and do swimmer-specific therapy tool demonstrations with rollers, balls, and bands.



GIVE CREDIT WHERE CREDIT IS DUE!

We all know lots of selfless members doing great volunteer work for U.S. Masters Swimming. We want to give them credit for their efforts. Tell us who deserves to be recognized.



Give Credit to Worthy Candidates

usms.org/admin/awards/

**Reply By
07/01/2016**



Each year USMS credits exemplary coaching, outstanding fitness programs, successful communications programs, and excellence in promoting open water swimming. We also celebrate the local and regional clubs of the year and recognize local, regional, and national service.



Help us give credit where credit is due by nominating people you know who fulfill the ideals of the awards.



MALLORY WEGGEMANN • PARALYMPIC GOLD MEDALIST

affordable.
fast.
fun.



FUSE
PERFORMANCE TECHNICAL RACING SUIT

The Fuse performance technical suit is affordable, fast and fun. The resilient properties of the fabric ensure a comfortable fit and reduce drag. The suit is designed to provide flexible compression without limiting range of motion. The Fuse provides UVA/UVB protection and is available in two fresh colors, caribbean and slate. Designed in California at the FINIS Stroke Lab.



To learn more, contact your local dealer,
or visit FINISinc.com

FINIS[®]
simplify swimming

Club Roster – Local Clubs

1	ADMS	Adirondack Masters	38	DCAC	District Of Columbia Aquatics
2	ALEX	Alexandria Masters Swimming	39	DART	Dixie Aquatics Race Team
3	ANBM	Anderson Barracuda Masters	40	DOG	Dogwood Masters Swim Club
4	AAA	Anne Arundel Amphibians	41	BARR	Downtown Barracudas
5	ASCM	Aquatik Sport Center	42	DLMA	Duneland Masters
6	ARKM	Arkansas Masters	43	EST	Eagle Swim Team Masters
7	ARMS	Arlington Masters	44	ELG	Elgin Blue Wave Swim Team
8	ARMY	Army Masters	45	ENSW	Ensworth Aquatics Masters
9	AGUA	Asphalt Green Masters	46	FINS	Fins Aquatics Club
10	ART	Atlanta Rainbow Trout	47	CFSC	Fleet Masters Swimming Cy-Fair
11	AWJ	Atlanta Water Jocks	48	FMM	Florida Maverick Masters
12	AMS	Auburn Master Swimmers	49	FAST	Fort Worth Area Swim Team
13	ASC	Austin Swim Club	50	FAFF	Fredricksburg American Family
14	BCTM	Bearcat Masters	51	FAC	Freedom Aquatic Club
15	BERK	Berkeley (Nj) Aquatic Masters	52	GSM	Garden State Masters
16	BUMS	Binghamton Univ Masters	53	GERM	Germantown Maryland Masters
17	BRSM	Brundage Swim Masters	54	GOLD	Gold Coast Masters
18	CASC	Carolina Aquatics Masters	55	GSMS	Grand Strand Masters Swimming
19	YCFM	Central Florida Y Masters	56	GBM	Great Bay Masters Swimming, In
20	CMYM	Central Maryland YMCA Masters	57	HOLY	Greater Holyoke YMCA Masters
21	CWST	Central Washington University	58	GS	Greenville Splash Masters
22	CHAR	Chartiers Valley Swim Club Inc	59	GYMS	Greenwood YMCA Masters Swimmin
23	CHEL	Chelsea Piers Masters	60	GCPS	Gulf Coast Pirate Swimmers
24	CRAB	Chester River Aquatic Blues	61	HAFL	Hammerhead Aquatics
25	CAT	Clemson Aquatic Team	62	EGY	Heliopolis Sporting Club
26	1693	Club Tribe Alumni	63	HRYB	High Ridge YMCA Bottlenoser
27	1776	Colonials 1776	64	HACM	Hockessin Athletic Club
28	COLU	Columbia Masters Swim Team	65	HUNT	Huntsville Swim Assoc
29	CGCC	Common Ground	66	INDY	Indy Aquatic Masters
30	CVMM	Conejo Valley Masters	67	ISWM	Iswim
31	CONN	Connecticut Masters	68	JAMM	Jellies Aquatic Masters of Mon
32	CPYM	Crozet Parc YMCA Masters	69	JAM	Jersey Area Masters
33	CSPM	Csp Tideriders Master Swim Clu	70	KATS	Kalispell Masters
34	DKTA	Dakota Masters	71	KAC	Kingsport Aquatic Center
35	DAMM	Dallas Aquatic Masters	72	KM	Kroc Masters
36	DAM	Davis Aquatic Masters	73	L4S	Lane 4 Swimming
37	DCM	DC Masters	74	LVM	Las Vegas Masters



Performance

InfiniTNutrition.us



DESIGNED FOR SWIMMERS BY SWIMMERS

- CUSTOM ALL-IN-ONE SPORTS DRINK
- NO NEED FOR BARS, GELS OR EVEN FOOD
- EXCLUSIVE ELECTROLYTE BLEND
- ELIMINATES MUSCLE CRAMPING
- NO ARTIFICIAL SWEETENERS, COLORS OR FLAVORS ADDED
- 100% ALL NATURAL
- NATURALLY ISOTONIC
- HANDCRAFTED IN CINCINNATI, OH



Proceeds from U.S. MASTERS SWIMMING formulas benefit:



Club Roster – Local Clubs

75	LIB	Libertyville Masters	112	OACM	Olympus Aquatics
76	TXLA	Longhorn Aquatics	113	OMAH	Omaha Masters Swim Club
77	LAPS	Los Angeles Peninsula Swimmers	114	OLD	Omega Lambda Delta
78	LOCO	Lowcountry Masters	115	OWST	Open Water Swim Team
79	MATT	Madison Titans	116	PBM	Palm Beach Masters
80	MGCM	Magic City Masters	117	PALM	Palmetto Masters
81	MAMC	Magnolia Masters	118	GMUP	Patriot Masters Swim Team
82	MESC	Maine Masters Swim Club	119	PAA	Peddie Aquatic Association
83	MAM	Manatee Aquatic Masters Inc	120	PACM	Pelican Athletic Club
84	MMMS	Mansfield Master Marlins Swim	121	POWM	Peluso Open Water Masters
85	MOST	Masters of South Texas	122	PCCM	Peninsula Community Center Mas
86	MPNY	Match Point Nyc Masters	123	PSDN	Poseidon
87	RATS	McCallie School Masters	124	POST	Post Swimming
88	MEDM	Medina Masters Swim Club	125	PPSL	Prattville Prehistoric Sea Lio
89	METR	Metro Masters Swim Club	126	PTMS	PT Masters
90	MTMS	Middle Tennessee U Masters Swi	127	QMST	Quest Masters Swim Team
91	MTSC	Middle TN Masters Swim Club	128	REDT	Red Tide
92	MINN	Minnesota Masters Swim Club	129	RMST	Reston Masters Swim Team
93	MVN	Mission Viejo Masters	130	RICE	Rice Aquatic Masters
94	MAAC	Modesto Area Aquatic Club	131	RINC	Rinconada Masters
95	ANCM	Montgomery Ancient Mariners	132	ROCH	Rochester Area Masters Swimmin
96	MVM	Mountain View Masters	133	RAM	Rockwall Aquatics Masters
97	MOVY	Movy Masters	134	RHMS	Rolling Hills Mud Sharks
98	NASH	Nashville Aquatic Club Masters	135	ROSE	Rose Bowl Masters
99	NAM	New Albany Aquatics Club	136	SDSM	San Diego Swim Masters
100	NYAC	New York Athletic Club	137	TSUN	San Francisco Tsunami Masters
101	NBPB	Newburyport Breakers	138	CRUZ	Santa Cruz Masters Aquatics
102	NITR	Nitro Swimming	139	SYSM	Sarasota Y Sharks
103	WAKE	Nmywake Masters	140	SAWS	Sawtooth Masters
104	NTXL	North Texas Lonestars	141	HAWK	Secaucus Nighthawks
105	NSMS	Northern Sierra Masters Swimmi	142	SMST	Sierra Marlins Masters
106	YGF	Northwest YMCA Grayfins	143	SNM	Sierra Nevada Masters
107	NOVA	Novaquatics Masters	144	JCC	Slc Jcc
108	OCSC	Ocean City Swim Club	145	SCAQ	Southern California Aquatic Ma
109	O*H*	Ohio Masters Swim Club	146	SPAW	Southpaw Masters
110	OHSP	Ohio Splash	147	MATD	Spanish Swimming Club - Chile
111	OJAI	Ojai Masters	148	NAMI	Sport & Health Tsunami Masters



YOUR PERSONAL BEST SWIMCARE[®] FOR HAIR



- ✓ 100% Vegan
- ✓ No Sodium Thiosulfate

Formulated Without:

- ✓ Gluten
- ✓ Sulfates
- ✓ Parabens



Recommended by Salon Professionals Worldwide

Club Roster – Local Clubs

149	SPW	Sportworld	186	UC14	Uc14
150	SVY	Spring Valley YMCA Masters	187	UC15	Uc15
151	SPM	St Pete Masters Inc	188	UC16	Uc16
152	SLAM	St. Louis Area Masters	189	UC17	Uc17
153	STAN	Stanford Masters Swimming	190	UC18	Uc18
154	SWIF	Swift Swimming	191	UC21	Uc21
155	SFM	Swim Fanatics Masters	192	UC24	Uc24
156	SFTL	Swim Fort Lauderdale	193	UC33	Uc33
157	NUTS	Swymnut Masters	194	UC37	Uc37
158	T2NM	T2 Naples Masters	195	UC41	Uc41
159	TAM	Tamalpais Aquatic Masters	196	UC43	Uc43
160	TTM	Tampa Tarpons Masters	197	UC45	Uc45
161	TAOS	Taos Masters Swimming	198	UC48	Uc48
162	TBAY	Tbay Masters Swimming	199	UC50	Uc50
163	TNYA	Team New York Aquatics	200	UC55	Uc55
164	TPIT	Team Pittsburgh Masters	201	UCLA	UCLA Bruin Masters
165	TW	Team Walker	202	UMAC	Umac-Terrapin Masters
166	TTEX	TeamTexas Masters	203	DUCK	University of Oregon Swim Club
167	TNAQ	Tennessee Aquatics Masters Swi	204	URMS	University of Richmond Masters
168	TOC	The Olympic Club	205	USF	University of San Francisco Ma
169	VTAC	Tidewater Aquatic Club	206	USAM	USA Masters
170	TMAS	Tidewater Masters Swimming	207	VCM	Ventura County Masters
171	TOPS	Tonawanda Octopus Pool Sharks	208	VMST	Virginia Masters Swim Team
172	TMAT	Tooele Masters Aquatic Team	209	YSF	Vos YMCA Silver Fins
173	STAR	Tri Star Masters Swimming	210	WOW	Wahoos of Wellington Masters
174	FTYM	Trillium Y Masters Swim Club	211	WCM	Walnut Creek Masters
175	UC02	Uc02	212	WAVA	Warrenton Masters Swim Team
176	UC04	Uc04	213	WM	Westchester Masters
177	UC05	Uc05	214	WWCM	Wildwood Crest Dolphins Master
178	UC06	Uc06	215	WIND	Wind-n-Sea Masters Swimming
179	UC07	Uc07	216	WHA	Windy Hill Athletic Club Maste
180	UC08	Uc08	217	WMST	Woodlands Masters Swim Team
181	UC09	Uc09	218	WVM	WV Masters Swimming
182	UC10	Uc10	219	YCSC	YMCA Columbia Swim Club
183	UC11	Uc11			
184	UC12	Uc12			
185	UC13	Uc13			



AUGUST 27-SEPTEMBER 1, 2016

Join USMS top-tier coaches right here at the state-of-the-art Greensboro Aquatic Center as they help take your Masters swimming to the next level! Improve your strokes and flexibility, learn about nutrition and race psychology, gain new knowledge about your swimming and fitness, and enjoy training and learning with USMS swimmers from around the country!

This year's lead coaches are:

- Kris Houchens, Head Coach (Lawrence Masters Swimming)
- Nadine Day, Assistant Head Coach (Indy Aquatic Masters)

Turn in your application during Spring Nationals at our USMS High Performance booth inside the front entry to the GAC, and get \$100 off the 2016 camp.

An application can be found in your Spring Nationals Goody Bag. Applications are due May 6th and you will be notified of acceptance by May 20th. Don't wait, apply now!



Hosted by:



A US Masters Swimming
Community Partner



For more information, visit www.trianglesportscommission.com

Club Roster – Regional Clubs

1	AKMS	Alaska Masters Swim Club	11	NEM	New England Masters Swim Club
2	ARIZ	Arizona Masters Swim Club Inc	12	NIAG	Niagara District Masters
3	CMS	Colorado Masters Swimming	13	OREG	Oregon Masters
4	FACT	Florida Aquatic Combined Team	14	PSM	Puget Sound Masters
5	GAJA	Georgia Masters	15	SKY	Swim Kentucky Masters
6	IAMA	Iowa Masters	16	SMS	Southern Masters Swimmers
7	IM	Illinois Masters	17	SWOM	Southwest Ohio Masters
8	MICH	Michigan Masters	18	UTAH	Swim Utah
9	MM	Montana Masters	19	WMAC	Wisconsin Masters Aquatic Club
10	NCMS	North Carolina Masters Swimmin			

Athlete Roster – by Club

Adirondack Masters	Dickson, Kurt F	M48	Dyer, Andy	M57	Randesi, David J	M53	
Atkins, Steven L	M53	Evans, Dave	M55	Natkin, Heidi	W42	Schaefer, Andrew F	M32
Bacon, James B	M54	Hamburger, Lew	M80	Vazhenin, Irina	W51	Schafer, Melissa	W34
Griffin, Joan	W78	James, Katy	W60	Webb, Amy K	W29	Schueckler, Leslie	W60
Hurley, John T	M78	Maynard, Lisa D	W46	Total: 6		Smith, Rebecca L	W39
King, Sarah C	W32	Modjeska, Mark E	M63	Auburn Master Swimmers		Tourtual, Dorothy M	W64
Laughlin, Terry	M65	Richardson, Terry	M55	Mihalik, Jennifer	W37	Wells, Geoff	M33
Quinn, Patrick J	M85	Southern, Chad W	M45	Roark, Frances L	W69	Werner, David F	M37
Wall, Dan	M60	Vargas, Daniel	M55	Roark, Roland S	M68	Werner, Kelly	W36
Weischedel, Brian	M56	Total: 9		Smith, Richard C	M50	Youtt, George R	M67
Weischedel, David	M30	Arkansas Masters		Total: 4		Total: 26	
Weischedel, Garry R	M58	Golden, Larry	M55	Austin Swim Club		Brundage Swim Masters	
Weischedel Gerlach, Laura	W51	Gooding, Jack W	M62	Demand, Andrew K	M33	Brundage, Maia	W20
Weischedel Goettel, Eileen	W53	Martin, Doug	M62	Erdos, Jonathan	M35	Brundage, Patrick W	M49
Total: 13		Total: 3		Erington, Emily A	W48	Brundage, Warner F	M73
Alaska Masters Swim Club		Arlington Masters		Pusch, Judy	W46	Finley, Lisa B	W52
Billings, Raymond	M51	Gentsch, Katherine L	W24	Vogel, Jake N	M28	Rankin, Susan B	W45
Collier, Scott J	M61	Guiffre, John	M26	Total: 5		Total: 5	
Ellis, Susan H	W68	Philbrick, Alexis D	W22	Bearcat Masters		Carolina Aquatics Masters	
Total: 3		Shu, Jack	M23	Chang, Grace O	W25	Montgomery, Victoria J	W55
Alexandria Masters Swimming		Total: 4		Coughlan, Owen A	M30	Switzer, Keith M	M53
Bingaman, Cory S	M41	Army Masters		Craffey, Joan P	W63	Voss, Frank R	M56
Brado, Matthew J	M36	Martinko, John C	M38	Hall, Lindsay G	W26	Total: 3	
Gauzens, Stephanie	W32	Total: 1		Jauernig, Anja	W43	Central Florida Y Masters	
Harris, Mark E	M53	Asphalt Green Masters		Sciacca, Krysten M	W28	Bryant, Brandon	M47
Hastings, Corey	M40	Altman-Kurosaki, Jonas Y	M27	Szymanski, Filip M	M30	Burris, William G	M33
Jakubchak, Lindsey N	W33	Arias, Luis	M28	Willeboordse, Fall	W50	Farrell, Andrew J	M45
Jaskot, Brian R	M37	Balz, Marielle	W24	Wu, Jim	M34	Iselin, Christian R	M72
Jent, Daniel E	M38	Carey, Melissa	W24	Total: 9		Kloppe, Kelly A	W26
Kays, Amelia B	W36	Einsidler, Karen L	W60	Berkeley (Nj) Aquatic Masters		Kloppe, William R	M35
Mazur, Jessica	W35	Goldberg, Brian	M38	Cialdella-Morehead, Lorna	W51	Kroupa, Andy S	M47
McGuire, Daniel P	M25	Katz, Jane	W73	McGiffin, Chris D	M50	Livingston, Terry	M49
McWilliams, Katie L	W32	Kronengold, Penny	W84	Reichle, Bill	M68	Mc Donald, Matt J	M54
Mundi, Jessica	W26	Mark, Doug R	M34	Total: 3		Mercer, Rich	M52
Sherwood, Victoria	W32	Oh, Claire	W24	Binghamton Univ Masters		Pannepacker, Josh M	M32
Taylor, Alaina	W34	Ramirez-Marquez, Alister	M51	Anderson, Holly L	W24	Van Thielen, Mike	M44
Taylor, Tim	M29	Ripley, Rachel A	W25	Bablok, Judy A	W53	Total: 12	
Vayda, Robert J	M28	Saint-Amour, Craig E	M63	Barr, Mary L	W52	Central Maryland YMCA Masters	
Vayda, Shannon E	W27	Sarg, Kathleen B	W72	Beckwith, Caitlin H	W29	Toy, Raymond	M49
Total: 18		Saunders, Patricia A	W72	Bishop, Christopher R	M44	Total: 1	
Anderson Barracuda Masters		Shechter, Stanley J	M83	Bishop, Laura J	W43	Central Washington University	
Gutowski, Mark	M60	Sokolow, Steven P	M60	Caudrillier, Francois J	M53	Chau, Phuc B	M23
Total: 1		Total: 17		Cothren, Jack	M66	Curry, Linsey A	W18
Anne Arundel Amphibians		Atlanta Rainbow Trout		Fleming, Lucy J	W66	Dahlgren, Bryan W	M22
Adkins, David C	M36	Rossi, Leann M	W49	Kim, Eileen J	W24	Dugan, Kylie M	W20
Total: 1		Webb, Cameron	M29	Kornblatt, Daniel S	M66	Gonser, Becca N	W20
Aquatik Sport Center		Total: 2		Kramer, Charlotte	W61	Olden, Jaegger M	M23
Garcia, Luis	M27	Atlanta Water Jocks		Langendorfer, Stephen J	M65	Olden, Sarah E	W22
Total: 1		Benucci, Lorenzo	M48	Munson, Arthur L	M63	Ridge, Mollie E	W18
Arizona Masters Swim Club Inc		Boley, Evan A	M28	Paushter, Stephen L	M64	Ridgeway, Conner R	M18
				Pot, Eugene T	M65	Schmidt, Conor B	M20

Central Washington University	Saucy, Stephanie A	W52	Geld, Sara S	W58	Dogwood Masters Swim Club		
Schneider, Bobbi A	W20	Thornton, James S	M63	Godges, Arlette A	W51	Watts, Bill	M70
Stewart, Sam A	M21	Tokos- Marcolina, Eve E	W47	Karren, Kelly S	M42	Total: 1	
Tonellato, Michael A	M19	Waldbaum, Joan B	W85	Kirkpatrick-Reno, Nancy	W60	Downtown Barracudas	
Total: 13		Walsh Beilman, Stephanie	W66	Koehler, Deanna C	W46	Maine, Laura C	W32
Chartiers Valley Swim Club Inc		Wolff, Melinda S	W63	Koehler, Doug J	M50	Weadick, Sarah C	W33
Caves, Judy F	W56	Total: 13		Weiderman, Jennifer	W49	Total: 2	
Total: 1		Colorado Masters Swimming		Total: 9		Duneland Masters	
Chelsea Piers Masters		Anziano, Marcia	W71	Connecticut Masters		DeWitt, Peter	M65
Sabala, Michael C	M35	Ballantine, Percy	M71	Alkoff, Howard	M83	Total: 1	
Total: 1		Barringer, Rob	M50	Duguay, Robert E	M31	Eagle Swim Team Masters	
Chester River Aquatic Blues		Batchelder, John R	M35	Fredricks, Jennifer	W45	Dawson, Deborah	W47
Dolben, Warren	M26	Boileau, Mike	M54	Gordon, Matthew H	M52	Limke, Tobi L	W41
Harris, Margaret A	W26	Boileau, Ute C	W53	Gugino, Douglas A	M55	Peters, Melissa	W57
Harris, Matthew L	M28	Brookens, Bruce R	M71	Gunzl, Arthur	M54	Rapuano, Lisa O	W50
Total: 3		Burson, William W	M71	Reul, Andy	M52	Total: 4	
Clemson Aquatic Team		Colvert, Brian	M32	Sega, Ally	W43	Elgin Blue Wave Swim Team	
Shake, Joe	M57	Coveney, Christopher M	M53	Traester, William F	M67	Brown, Adam R	M35
Total: 1		Fischer, Christine	W35	Wyckoff, Benjamin W	M51	Brown, Paul P	M65
Club Tribe Alumni		Garland, Robert	M46	Total: 10		Osborne, Oz	M70
Ahlgren, Kyle R	M40	Garnier, Kathy L	W55	Crozet Parc YMCA Masters		Total: 3	
Driscoll, Keith E	M41	Jay, Howard	M60	Deaton, Rebecca A	W40	Ensworth Aquatics Masters	
Fay, Christopher J	M27	Jimenez, Ignacio	M50	Witt, Cherie A	W51	Hazen, John	M65
Gallagher, Kevin C	M28	Keto, Alexis D	W37	Total: 2		Jackson, Adam	M29
Glass, Sidney L	M24	King, William B	M71	Csp Tideriders Master Swim Clu		Ladd, Laura M	W48
Greene, Shannon E	W30	Kremer, James N	M70	Frost, Kathryn M	W56	McPherson, Chris A	W48
Grier, Katie	W37	Linke, Lyndsey M	W36	Total: 1		Twist, Christina L	W29
Griffin, Jim	M58	Maleike, Corinna M	W55	Dakota Masters		Total: 5	
Harris, Kristen S	W39	Nelson, Judy A	W55	Gosnold, Will D	M75	Fins Aquatics Club	
Holmberg, Tom	M57	Nelson, Kurt D	M56	Total: 1		Hersh, David M	M34
Hurtubise, Courtney N	W36	Page, George W	M70	Dallas Aquatic Masters		Limouze, Thomas C	M32
Joiner, Elizabeth T	W31	Richardson, Kim G	W47	Alkire, Jim A	M57	Mohorn, Heather D	W29
Loughran, Kyle A	M28	Rosener, Karen K	W62	Boster, Stephen R	M65	Total: 3	
Lovett, Lindsay R	W37	Ruppel, Laura M	W40	Jegier, Rebecca A	W22	Fleet Masters Swimming Cy-Fair	
Lovett, Michael	M38	Seavall, Kelly J	W47	Jones, Eney	W55	McFarland, Tyler N	M24
Mizerak, Gabrielle M	W24	Sheldon, Paul	M45	Welty, Bob	M71	Total: 1	
Moyar, Nathaniel E	M24	Smith, David J	M28	Total: 5		Florida Aquatic Combined Team	
Shaner, Sara	W24	Stanback, John H	M62	Davis Aquatic Masters		Crook, Michelle A	W49
Slater, Douglas K	M58	Vanderpoel, Nicole L	W51	McPherson, Andrew M	M69	Panker, Karen G	W70
Sleman, Suzy D	W42	Voorhees, Dayton	M70	Roper, Matthew D	M35	Silver, Isaac M	M37
Williams, Rich	M40	Young, Lydia L	W67	Total: 2		Total: 3	
Total: 21		Total: 33		DC Masters		Florida Maverick Masters	
Colonials 1776		Columbia Masters Swim Team		Braswell, Willis C	M71	Hutinger, Margie	W76
Amundsen, Joseph S	M70	Bofinger, Sarah E	W29	George, Nathan D	M36	Total: 1	
Barry, Shaun P	M39	Total: 1		Total: 2		Fort Worth Area Swim Team	
Bright, Janet H	W60	Common Ground		District Of Columbia Aquatics		Neville, Griffin	M22
Hug, Laurie	W51	VanderHorst, Brandon W	M24	Mitchell, Amy K	W41	Neville, Richard	M59
Inverso, Kim M	W50	Total: 1		Rumble, Wilson B	M55	Schauwecker, Jessica L	W26
Ledwith, Brian J	M56	Conejo Valley Masters		Wagner, Karl	M49	Total: 3	
McCloskey, Cecilia D	W66	Boosin, Michael J	M49	Total: 3			
		Cleavenger, Becky	W52				

Athlete Roster – by Club

Fredricksburg American Family	Schneider, Margo M	W68	Moore, Carolyn B	W54	Smith, Liesl G	W51	
Smickley, Megan B	W27	Stolz, Hal F	M81	Morris-Wingenter, Pamela W	W71	Soltys, Ted J	M55
Total: 1		Tosh, Megan M	W31	Panayotoff, Kristi M	W67	Tuchler, Jim	M51
Freedom Aquatic Club		Watson, Lisa L	W62	Scott, Leslie	W51	Vogel, Matthew M	M61
Goldberg, Julie F	W31	Woods, Albert H	M87	Sites, Tyler P	M25	Total: 13	
Total: 1		Yetter, Brian	M53	Smith, Nicole M	W33	Indy Aquatic Masters	
Garden State Masters		Zeigler, John V	M70	Sturgis, Karen M	W37	Carlson, Megan M	W32
Davidson, Michelle L	W45	Zollweg, Linda J	W62	White, Warren A	M61	Catlin, Andrew H	M27
Faria, Jose J	M50	Total: 45		Total: 12		Wolfe, Artie	M76
Klope, Chet	M60	Germantown Maryland Masters		Greenwood YMCA Masters Swimm		Total: 3	
Niemi, Ken	M61	Dombay, Denise L	W49	Decker, John R	M41	Iowa Masters	
Van Horn, Larry	M62	Jarczynski, Jeffrey	M38	Zeller, Timothy A	M37	Bennett, Dennis	M50
Total: 5		Postma, Terri	W46	Total: 2		Total: 1	
Georgia Masters		Schuller, Danielle	W20	Gulf Coast Pirate Swimmers		Is swim	
Almand, Jennifer	W57	Total: 4		Ascherfeld, Ray	M80	Ayala, Claire	W23
Beatty, Dan C	M50	Gold Coast Masters		Total: 1		Radtke, Julie	W40
Beatty, Mark S	M47	Betrock, Irv	M75	Hammerhead Aquatics		Total: 2	
Bergstrom, Rod	M61	Hamada, Ahmed G	M77	Brassil, Dan	M43	Jellies Aquatic Masters of Mon	
Bowling, Lauren E	W26	Total: 2		Goldstein, Alex	M27	Kavalauskas, Alita	W53
Callen, Russ	M72	Grand Strand Masters Swimming		Grzeszczak, John S	M57	Total: 1	
Catanese, Andrew T	M23	Alderson, Pat	M64	LeClair, Dale A	W46	Jersey Area Masters	
Clark, Samantha I	W26	Bartley, Sarah L	W24	Total: 4		Farreny, Kristopher	M30
Countryman, Marianne	W51	Bryan, Mason T	M18	Heliopolis Sporting Club		Hahn, Darek L	M49
Curran, Caitie B	W28	Chappell, Melinda E	W55	Elbatrawi, Yehia	M62	Henricksen, Erin A	W32
Delair, Stan R	M66	Childers, Judy A	W62	Fayed, Mohamed	M64	Monaghan, Ann S	W49
Eaton, Carlton O	M49	Costa, Leonardo	M38	Hashem, Abdelaziz	M59	Segal, William N	M51
Eddy, Pat	M59	Dalpiaz, Steve R	M50	Mahmoud, Tamer H	M47	Total: 5	
Ellwanger, Gregg	M56	Fachin, Andre A	M26	Nagwa, Ghorab Y	W73	Kalispell Masters	
Folan, Matthew H	M43	Fuss, Karen K	W50	Total: 5		Thompson, Cooke	W35
Fuller, Graham E	M45	Hilton, Patti K	W63	High Ridge YMCA Bottlenoser		Total: 1	
Gilchrest, Allen	M39	Kelly, Kaymee	W31	Gilson, Kristine	W28	Kingsport Aquatic Center	
Gobat, Brittany C	W25	Miller, Jenna L	W24	Total: 1		Cleven, Detra R	W47
Hartley, Chris G	W41	Quinn, Michael	M46	Hockessin Athletic Club		Dau, David M	M38
Hildebrandt, David C	M61	Schmaltz, Joel	M45	Hanna, Nancy B	W73	Gonzalez, Thomas N	M26
Hill, Andrew J	M46	Silva, Fabio M	M38	Total: 1		Hancock, Thomas	M52
Hooe, Donna L	W53	Yoder, Abigail L	W34	Huntsville Swim Assoc		Schroeder, Jade A	W23
Hughes, Carrie M	W41	Total: 16		Butler, Michael D	M55	Trom, Kelsey A	W37
Kaywork, Alyson	W22	Great Bay Masters Swimming, In		Hall, James	M55	Woodmansee, David A	M52
King, Ian E	M53	Caron, Aagje A	W74	Jones, Matt J	M44	Total: 7	
Krugman, Elaine	W54	McGrail, Crystie	W31	Total: 3		Kroc Masters	
Landey, Leslie J	W65	Shiely, Robyn	W60	Illinois Masters		Hamm, Michael L	M58
Luckhurst, Jonathan	M34	Total: 3		Bicek, Adrienne L	W25	Henry, Lorna G	W75
McClure, Pam	W52	Greater Holyoke YMCA Masters		Ciaccio, Leslie J	W49	Mauer, Julie D	W53
McCool, Michael J	M53	Toner, Michelle A	W35	Haberstich, Brian	M49	Olson, Ashley C	W44
Miller, David W	M75	Total: 1		Haberstich, Carrie	W44	Sharpe, Anna	W24
Mitchell, Clarke E	M83	Greenville Splash Masters		Howland, Heather A	W35	Total: 5	
Perry, Andrew M	M47	Aragon, Leah A	W52	Konetzki, Alexander	M34	Lane 4 Swimming	
Potter, Thomas P	M53	Clifton, Roger L	M80	McClow, Richard I	M85	Burns, Natasha	W44
Quanrud, John O	M69	DeMere, Susan D	W60	Nolte, Jeanette C	W24	Conway, Jessica	W28
Reid, Joe	M67	Gibbs, Chris R	W62	Sims, David E	M53		
Rogan, Pam W	W47						

Lane 4 Swimming		Milburn, David	M54	Asti, Trevor	M38	Morris, Mary K	W50
Conze, Margaret G	W44	Total: 2		Bailey, Jeff M	M49	Sieben, Christopher D	M52
Johnston, Jennifer G	W68	Magic City Masters		Brown, Denise H	W56	Total: 11	
Nicholas, David D	M80	Jackson, Cissy B	W50	Charlton, Allan	M79	Mission Viejo Masters	
Romack, Dave	M38	Total: 1		Christensen, Kurt A	M50	Dougherty, Mindy M	W63
Rosenberg, James E	M39	Magnolia Masters		Cody, Frank J	M75	Hale, Art	M74
Rudolph, Daniel A	M44	Byron, Lauren	W40	Conner, Herman E	M22	Heather, Michael R	M61
Stow, Meredith A	W37	Total: 1		Day, Lawrence J	M65	Total: 3	
Trainor, Gabriela	W30	Maine Masters Swim Club		Doak, Kevin	M35	Modesto Area Aquatic Club	
Williams, Susan O	W50	Edelbaum, Donna	W82	Flynn, John G	M48	Daniels, Larry N	M70
Total: 11		O'Leary, Shawn B	M46	Forgione, David J	M61	Total: 1	
Las Vegas Masters		Uecker, Anne	W55	Graham, Paul	M50	Montana Masters	
Griffard, Jared H	M26	Wendel, Hans D	M80	Guthrie, Sally K	W66	Avery, John H	M73
Ledger, Clark D	M51	Total: 4		Izzi, James A	M54	Avery, Susan H	W74
Total: 2		Manatee Aquatic Masters Inc		Kaguni, Laurie S	W63	Comfort, Mark S	M62
Libertyville Masters		Maidenberg, Eve G	W39	Ksehati, Fares	M24	Weldon, Leslie H	W51
Gitzinger, Jennifer L	W41	Total: 1		Linn, Jennifer	W31	Total: 4	
Liberty, Laurel M	W34	Mansfield Master Marlins Swim		Mayer, Meagan J	W25	Montgomery Ancient Mariners	
McDonnell, Michael P	M31	Connolly, Petie	W62	Mehnert, Erich C	M67	Harmon, David C	M66
Mills, Jamie	M39	Total: 1		Mitchell, Ayinde	M36	Roddin, Hugh J	M74
Rowland, Jim	M55	Masters of South Texas		Nathan, Anna J	W35	Roddin, Jeffrey H	M47
Whelchel, David	M54	Dusenbury, Lynn M	W67	Nathan, Laura B	W67	Roddin, Julie	W39
Total: 6		Michaels, Charles F	M57	Palmer, Bill S	M65	Total: 4	
Longhorn Aquatics		Morris, Wilfred R	M24	Parker, Randy J	M61	Mountain View Masters	
Booth, Susan K	W61	Richey, Steven C	M55	Revenaugh, Kelly C	M65	Campbell, Chris	M55
Coates, Ed M	M50	Total: 4		Rossbach, Robert	M64	Total: 1	
Ditzler, Kristy	W51	Match Point Nyc Masters		St. Germain, Eric M	M53	Movy Masters	
Dooley, Katy	W49	Bezugliy, Alexander	M30	Steil, Tamara R	W61	Baleka, Siphwe K	M45
Hilpert, Bess	W60	Kukharskyi, Sergii	M27	Thane, Alex	W23	Dixon, Glenn S	M51
Jacobson, Kendal R	W50	Larin, Ilia	M28	Thompson, Frank L	M64	Eldridge, Beth	W46
Total: 6		Petrov, Konstantin Y	M52	Toth, Dennis J	M61	Glidden, Chip	M65
Los Angeles Peninsula Swimmers		Total: 4		Weiss, Patrick J	M56	Noel, Christopher S	M33
Fiamengo, Vince	M24	McCallie School Masters		West, Matthew R	M41	North, Andrew J	M24
Finley, Ann	W53	Green, James M	M71	Total: 33		Rodgers, Mario D	M32
Kelca, Brian E	M55	List, Bonny J	W58	Middle Tennessee U Masters Swi		Sherman, Bill	M57
Lindstedt, David P	M60	Pritchard, Billy R	M52	Richardson, Billie C	W45	Stephenson, Kyle	M55
Raine, Charlie	M56	Schumacher, Rick	M52	Total: 1		Stephenson, Natalie	W54
Wagoner, Victor	M59	Smith, Jerry L	M50	Middle TN Masters Swim Club		Valley, Eric	M54
Total: 6		Total: 5		Akridge, Sandy	W48	Wright, Robert W	M65
Lowcountry Masters		Medina Masters Swim Club		Thain, Doug A	M56	Total: 12	
Alexander, Rich	M60	Batman, John	M58	Total: 2		Nashville Aquatic Club Masters	
Carroll, Jim	M72	Hassan, Amro A	M56	Minnesota Masters Swim Club		Allison, Diane A	W63
Colyer, Bob	M77	Semus, Joe	M45	Arlander, David C	M75	Early, Josh T	M30
Eisele, Barbara M	W85	Whiteway, Jeff	M45	Bergman, John	M74	Erickson, Lauren	W31
Moreno, Yorlliry	M25	Total: 4		Hoffmann, Paul	M27	Erickson, Martha	W64
Painter, David J	M77	Metro Masters Swim Club		Hughes, Megan	W42	McFadden, Edmund W	M55
Palmer, Pete	M80	Saint-Amour, Roberta C	W30	Jacobson, Brian L	M42	Morse, Celia B	W55
Total: 7		Total: 1		Johnson, Luke B	M33	Ockerman, Jeff	M61
Madison Titans		Michigan Masters		Kough, David S	M52	Shavrov, Alexander	M40
Berry, David D	M56			Mohs, Jason P	M35	Whitney, Ashley A	W36
				Moran, Marty	M49		

Athlete Roster – by Club

Total: 9	Bright, David	M63	Flinn, Rachel	W24	Block, Diane W	W47	
New Albany Aquatics Club	Courbron, Yanghee	W27	Frawley, Robert J	M27	Bloomfield, Richard A	M36	
Andrin, Milan	M40	Crusco, Kysa M	W40	Gary, Kristin J	W48	Borrero, Freddie	M69
Apple, Jonathan	M40	Dearmin, Carl L	M53	Gleason, Thomas H	M59	Boswell, Edmund O	M46
Bey, Matthew D	M32	Delorey, Laura E	W53	Gorman, Maura L	W39	Bottenus, Elizabeth	W26
Birnbrich, Alexander B	M57	Densmore, Ann	W74	Kelsey, Jane M	W40	Braam, Timothy J	M53
Birnbrich, Andrew	M26	Dowgiert, Angela	W36	Liao, Athena	W26	Braun, Erika L	W44
Birnbrich, Beth	W52	Downing, Jennifer	W37	Parsons, Kristina M	W25	Brekovsky, Tom	M53
Birnbrich, Chris L	M52	Epstein, Daniel	M65	Pratt, Kristen E	W26	Brooks, S A M	W72
Birnbrich, Hayden	M23	Estel, Beth A	W60	Sims, Burke A	M24	Brown, Stephen C	M49
Birnbrich, Luke	M19	Flynn, Sandra P	W51	Smit, Daniel A	M25	Buchanan, Bill	M56
Birnbrich, Zachary T	M24	Fuerman, Ross	M63	Tapiero, Dan	M48	Buchanan, Christy M	W55
Bixler, Jan	W66	Fuller, Paul W	M62	Thompson, Matthew W	M25	Buckley-Kornatz, Jennifer A	W44
Bueter, Bryan A	M39	Glines, Susie L	W64	Vernoia, Michael F	M25	Campagna, Janice M	W55
Callahan, Jim	M58	Goodale, Rainy M	W46	Wager, Susan	W50	Carlson, Eric A	M55
DeVennish, Arthur H	M33	Grady, Seth A	M51	Total: 16		Carney, Kevin J	M43
DeVennish, Edward B	M71	Graham, David C	M41	Newburyport Breakers		Carrow, Hill	M61
DeVennish, Elaine H	W67	Grilli, Tracy L	W59	Banovic, Brendan	M41	Carson, Emily C	W37
DeVennish, Ricky	M30	Gulley, Wendy	W50	Total: 1		Carter, Eddie C	W45
Dort, Ian	M25	Hayes, Christie M	W68	Niagara District Masters		Cassidy, Michael P	M38
Fisher, Dennis E	M56	Hersh, Craig	M45	Leous, Glenna R	W62	Catterson, William H	M43
Flesner, Brooke	W36	Hinck, Todd	M43	Ryan, Wendy	W58	Chamberlin, Marion G	W30
Gerken, Dustin D	M31	Hindle, Lori D	W40	Total: 2		Chandler, Carolyn J	W24
Honeycutt, Chase	M21	Hutchings, Dick	M74	Nitro Swimming		Chapman, Gerry M	M64
Jap, Peter S	M37	Jensen, Sue	W55	Irawan, Yuni	W52	Cherry, Tammy H	W38
Jones, Brian A	M50	Johns, Margaret S	W61	Total: 1		Clark, Jerry	M78
Klestinec, Robin L	W54	Lancaster, Jill	W42	Nmywake Masters		Clark, Nelson	M55
Kopp, Melanie A	W40	Letendre, Claire A	W30	Bloom, Alex D	M43	Conroy, Michael J	M69
Lehr, Gunner F	M43	Machinist, Scott	M35	Total: 1		Cook, Caitlin R	W24
Miller, Joshua S	M30	Mareb, Karen M	W57	North Carolina Masters Swimmin		Corcoran, R. Scott	M44
Morris, Richard L	M52	McQuiggan, Frank	M67	Aber, Dan	M42	Cordrey, Brandon M	M28
Nance, Chad A	M43	Moon, Matt J	M54	Adcock, George E	M44	Cornell, Eric C	M46
Pecze, Dominic	M23	Mugford, Stephen A	M49	Allen, Pam J	W60	Cox, Stan	M60
Plotz-Saribalas, Amy M	W43	Oates, David R	M65	Alton, Dale M	W58	Coxhead, George L	M63
Purdie, James L	M63	Ohman, Niclas K	M41	Amato, David J	M51	Crowder, Barbara W	W58
Rey, Thomas P	M27	Pasterczyk, Christine	W49	Amick, Beverly O	W61	Crowder, Robert T	M60
Ricketts, Mary Pat	W73	Plencner, Bob R	M63	Andersen, Morten	M45	Czarnowski, John M	M44
Schneider, Lindsey W	W34	Ray, Bryan T	M61	Anderson, Earl E	M51	Dallamura, Scott J	M37
Viersen, Campbell M	W19	Rose, Domingo R	M27	Arnholt, Alan T	M52	Davidson, Patrick J	M23
Viersen, Mavis C	W48	Samson, Vivian L	W39	Bagot, John J	M54	Davis, William A	M48
Vocke, Joe	M45	Shearer, Douglas R	M75	Ballenger, Angie	W46	Dempsey, Michelle	W46
Wharton, Dave L	M46	Slifer, Kathy M	W70	Barrell, Sharon M	W54	Denton, Greg	M50
Wolff, Sylvia	W36	Soraghan, Marilyn L	W49	Barrett, Steve	M82	Deschler, Jennifer A	W26
Total: 41		Stokes, Karin E	W55	Barton, Sarah	W21	Desotelle, Anne M	W43
New England Masters Swim Club		Theroux, Trent	M48	Beachler, Michael P	M64	Diel, Bruce N	M67
Ackert, Alison A	W51	Tyler, Bob	M53	Bean, Gary O	M66	Dockendorf, Pat	W89
Allen, Tim	M62	Williams, Melinda B	W34	Berting, David A	M59	Dole, Andrew H	M20
Autissier, Anne-Cecile	W51	Wuest, Frank C	M55	Bischoff, Raymund J	M71	Dore, Mary G	W52
Battistini, Rick A	M62	Zraket, Lisa	W51	Bitzenhofer, Mike A	M51	Drury, Heather M	W32
Baudis, Christina	W39	Total: 55		Black, Alex	M41	Dunn, Sara	W43
Bierwert, Karen	W63	New York Athletic Club		Blackwell, Ceil W	W75	Dunson, David B	M43
		Blaze, Cliff F	M45			Dunstan, Steph	W31

North Carolina Masters Swimm							
Eades, Elizabeth M	W30	Hovey, Mary Anna	W73	Mayfield, Paul D	M27	Pillmore, Bill	M68
Eason, Marc T	M44	Huffman, Richard L	M27	McCanless, Charlie	M29	Pinkerton, Rolffs S	M77
Ekman, Evan F	M51	Hughes, Richard	M52	McCormick, Bill T	M43	Pistorio, Tyge	M50
Fadely, Lewis R	M46	Hunt, Steve T	M52	McCrea, Bill	M62	Poag, Freida	W44
Faulkner, Valerie	W53	Husson, Bob	M70	McDowell, Catherine L	W47	Price, Amanda A	W28
Field, David W	M37	Ismail, Alexander R	M27	McEachran, Frances T	W54	Procton, Bruce	M54
Finan, Douglas S	M60	Jaffe, Robert A	M45	McFadden, Katie	W28	Pryor, Betsy G	W60
Fletcher, Jeff H	M46	Jamison, Darlene M	W46	McFarland, James A	M56	Pulsifer, Andrew B	M50
Fletcher, Van	M40	Jenkinson, Matthew D	M29	McGee, Carmon	W54	Purdie, John A	M66
Flynn, Robert	M41	Jennings, Bob	M50	McGowan, Tom	M48	Putney, Donald C	M52
Forney, Emily J	W27	Johnson, Ian	M20	McGrath, Jim G	M47	Quattropani, LeeAnne	W37
Forsyth, Mark A	M45	Johnston, Maranda M	W37	McGraw, Dennis D	M64	Quillen, Diane E	W52
Frye, Jenni W	W39	Jones, Flynn	M26	Medendorp, Amanda J	W30	Rankin, Alison	W44
Fuller, W Scott	M50	Jones, Rebecca L	W48	Medendorp, Mark A	M38	Raphun, Charlie	M53
Gadol, Louis C	M74	Jones, Rose	W37	Meili, Katie	W25	Redfield, Carol A	W50
Gass, Melissa	W48	Joyner, Felicia	W57	Meredith, Sara L	W47	Reeve, Brian C	M53
Gilchrist, Donald B	M62	Kennedy, Laura	W47	Mervich, Hollie J	W41	Rhodes, JerrieLynn	W48
Glass, Ernie	M66	Kern, Paul E	M47	Miller, Jamie A	M61	Richardson, Carol P	W61
Goas, Griffith R	M30	Klein, Jonathan E	M58	Miller, Richard N	M61	Richey, Jennifer S	W44
Godwin, Margaret T	W67	Knight, Allen	M52	Mitzak, John J	M43	Riley, Billie	W47
Gomez, Edgardo	M43	Kortheuer, John D	M85	Molinek, Donna	W55	Riley, Jennifer C	W43
Goodwin, Laura B	W38	Kosciusko, Caroline D	W25	Moore, John	M54	Rimmele, Ryan J	M31
Gratsou-Zodl, Violetta	W45	Kosofsky, Jaime A	M45	Morrison, Karen	W45	Ring, Elizabeth A	W31
Gray, Richard L	M47	Kowalski, David C	M55	Munger, Anna R	W25	Roberts, Cindy	W59
Greene, Dana M	W47	Kramer, Adrienne	W50	Munger, Dot	W64	Roberts, Connie	W49
Gregory, Carol M	W51	Kratz, Caroline I	W40	Murphy, Davis M	M29	Robling, Steve W	M46
Greve, Ted A	M58	Kute, Tim E	M70	Murray, Desiree W	W47	Rossbach, David W	M29
Guerrero, Cesar	M34	Lawton, Cynthia	W46	Nelson, Stephanie A	W44	Rougier-Chapman, Duncan P	M48
Hagerty, Kelly	W24	Legarth, Patricia C	W52	Nguyen, Sonny	M36	Rowe, Edward	M37
Haney, Rich	M63	Leichter, Sarah M	W23	Niemeyer, Charles (Chuck) J	M48	Rubacky, Mark S	M46
Hardison, Kathleen K	W57	Leiser, Jennifer S	W36	Nowak, Elizabeth A	W52	Ruebel, Deb	W59
Harrill, Kiran C	W50	Levin, Bob	M59	Oberdan, Angelina	W30	Sadosky, Daniel M	M41
Harrison, Steve W	M44	Lindauer, Kerry	W41	O'Connor, Christopher M	M58	Salazar, Lynn	W49
Hart, Jill	W46	Lindholm, Larry	M61	Old, Catherine A	W38	Sasser, Jon D	M60
Hawkins, Seth C	M45	Lindquist, Carrie T	W40	Olender, Lelah	W37	Sauter, Trace U	M27
Haywood, Henry D	M67	Lindquist, Michael R	M40	Ostberg, Kristen J	W32	Schmitz, Amanda	W26
Hecimovich, Beth A	W50	Lindsey, Elizabeth H	W38	Oversmith, Amy E	W44	Schmitz, Bob L	M63
Hefner, Kara L	W45	Liston, Russell	M26	Owen, Jeffrey J	M41	Schultz, Norman E	M50
Henry, Angela	W46	Lovato, Laura C	W46	Oxley, Elizabeth L	W62	Scott, Rick W	M31
Henry, April L	W40	Lutz, Andrew G	M40	Page, Anne M	W68	Scott, Robert M	M69
Hensdill, Jeff A	M50	Lyons, Jeff	M45	Palermo, Lauren	W24	Seay, Nancy V	W56
Henson, Steven L	M62	Macartney, Norman S	M77	Parker, Lee	M54	Segovia, Janet M	W34
Hilder, Brandi W	W39	Major, David A	M46	Parks, Ron	M73	Sever, Michael	M45
Hilgen, Thomas H	M51	Mangrum, John W	M53	Parsons, Donna	W66	Sheafor, Haley E	W21
Hill, Joy S	W40	Manley, Donald G	M54	Paschall, Katie	W47	Sheafor, Tirion L	W21
Hillen, Timothy J	M35	Manuel, John S	M65	Patterson, Robert B	M45	Shearer, Peter P	M55
Himwich, Alec	M71	Marquand, Wesley L	M52	Pawlowski, Kathy	W54	Sims, Ann M	W64
Holden, Maureen H	W46	Marshall, Sue D	W48	Pearce, Mary D	W60	Singletary, Henry P	M55
Holland, Amy S	W44	Martin, Andrew C	M41	Pegram, Steve	M47	Slivka, Eric J	M38
Hollett, Peter G	M56	Martin, Chris D	M49	Pelczynski, Kathleen	W30	Smith, Stratton	M51
Hopkins, Mark	M53	Matton, Hannah N	W25	Pepper, Elizabeth	W22	Snyder, Harry M	M68
		Maycock, Cary W	W47	Perschy, Sean K	M37	Soleo, Cari S	W47

Athlete Roster – by Club

North Carolina Masters Swimmin		North Texas Lonestars		Olympus Aquatics		Miller Caulkins, Karinne A	W54
Souther, Carolyn G	W52	Bailey, Monica M	W55	Oliver, Karen M	W56	Mitchell, Suzanne	W67
Steele, Rebekah O	W47	Barton, Tom	M60	Total: 1		Moak, Mary N	W59
Stein, Dani	W29	Glass, Mark W	M41	Omaha Masters Swim Club		Moreno, Al	M57
Stewart, Henry D	M52	Hamilton, Berry	M63	Finger, Eric S	M24	Nettles, Samuel J	M45
Stump, Karen M	W37	Heil, Michelle E	W45	Sall, Ashleigh J	W22	Nevid, Nathan E	M58
Sturgis, Jason	M44	Kelsoe, Robert	M62	Total: 2		Parsons, Roger L	M68
Su, Billy	M42	Maccurdy, Krissy	W63	Omega Lambda Delta		Pisano, CJ	W29
Swan, William N	M62	McKelvey, Christina J	W62	Whinnery, Typ	M24	Quiggin, David	M71
Tabor, Kelly E	W38	Morrison, Lynn	W61	Total: 1		Rubenstein, Joel B	M46
Tatich, Kyle A	M20	Van Dyke, Rick P	M51	Open Water Swim Team		Rust, Catherine M	W62
Taylor, Donna G	W43	Total: 10		Sagginario, Joseph	M27	Samuelson, Laurie E	W60
Taylor, Trey	M29	Northern Sierra Masters Swimmi		Total: 1		Samuelson, Roland W	M76
Terndrup, Seth P	M40	Swenor, Gary D	M61	Oregon Masters		Stainback, Nancy S	W61
Thomas, Chandler P	M26	Total: 1		Bambusch, Hailey	W25	Treible Slaton, Kathy	W53
Thompson, Caroline D	W28	Northwest YMCA Grayfins		Hathaway, David	M55	Wenzel, Chris	W56
Thrasher, Bradley A	M34	Buzzelli, Tara A	W47	Miller, Matt	M38	Williams, Tracy A	W43
Tiska, Patty A	W56	Total: 1		Thayer, George D	M80	Wilson, Todd M	M30
Toll, Alan E	M61	Novaquatics Masters		Total: 4		Zilch, Kurt E	M43
Torres, Mark	M46	Jackson, Scott J	M41	Palm Beach Masters		Total: 50	
Torres, Todd	M47	Shockro, Ellen K	W73	Ames, Eddie	M46	Palmetto Masters	
Uhl, Alicia K	W39	Von Hoffmann, Gerard	M60	Andrews, Theresa	W53	Avant, O'Malley	M44
Umberger, Larry J	M34	West, Steve	M44	Beach, Christopher E	M46	Ballard, Jessica	W27
Urish, Steven J	M45	Total: 4		Berry, Jo-Ann	W59	Beardmore, Roger O	M64
Van der Horst, Charles M	M64	Ocean City Swim Club		Bertrand, Robert T	M67	Beeman, Alexander	M27
Vanderfleet-Scott, Jill A	W61	Bergen, Doug	M52	Berwald, Joshua F	M36	Benardot, Jacob L	M35
Vestal, Neal L	M61	Bergen, Lee D	M82	Bessire, Brent	M47	Bierman, Rob	M40
Wainwright, Joanne	W60	Total: 2		Beuttenmuller, David J	M65	Brown, Dana B	W68
Walker, Shellene W	W50	Ohio Masters Swim Club		Billingsley, Patrick	M35	Brown, Richard C	M21
Wall, Janet E	W47	Braniecki, Ashley L	W30	Brosius, John D	M56	Bruce, Stacey L	W41
Walsh, Sue	W54	Douglass, Marilyn	W66	Bruner, Alex	M65	Brzezinski, Jay	M69
Walter, Joseph M	M44	Douglass, Nick	M66	Bugel, Peter M	M77	Buck, Billy	M55
Warren, Greg	M44	Halloran, James R	M40	Burton, Tamara	W57	Buck, Casey C	M18
Washburn, Jonathan W	M58	LaMastra, James A	M40	Camp, Robyne	W69	Burkholder, Kirby B	M55
Waters, Amy	W54	Learmonth, William R	M76	Cannan, Patrick	M75	Cagle, Shannon B	W49
Watterson, Laura A	W31	Marshfield, Ann K	W57	Ferry Phillips, Krissy	W53	Casto, Sean K	M37
Whelchel, Nancy L	W56	Medici, John C	M78	Fitzpatrick, Maureen	W64	Chilton, James A	M40
White, Bernard T	M72	Meyer, Gerald H	M71	Foley, Carolyn	W72	Cook, Andy	M51
White, Kristin M	W25	Oyakawa, Yoshi	M82	Gawriljuk, Douglas	M44	Cranny, Jennifer R	W48
White, Tim	M60	Ruddock, Jim	M59	Goodwin, Cathy W	W50	Crowfoot, Steve B	M53
Whitley, Andrew D	M27	Smith, Melinda J	W63	Green, Chip	M55	De Herder, Elizabeth F	W57
Whitworth, Katie K	W41	Stephenson, Sally H	W54	Hare, Fran E	W65	Edwards, Kayla A	W23
Williams, Heidi	W47	Total: 13		Irish Bostic, Linda	W52	Elias-Williams, Maria L	W51
Wilson, Debbie R	W62	Ohio Splash		Kitzman, Scott A	M46	Fairbairn, Mike	M49
Wilson, Lindsay C	W39	Peppercorn, Andrew H	M38	LaFountain, Darcy H	W60	Fernandez, Stephen H	M40
Wolff, Celia	W50	Total: 1		Lebost, Daniel J	M29	Francis, Susan A	W63
Wood, Austin M	M21	Ojai Masters		Lindahl, Lennart	M46	Frاندino, Phil A	M58
Woody, Kevin	M52	Umholtz, Ken	M64	Lotano, Daniel	M35	Gibbons, Tyler K	M33
Zambrano, Juan M	M34	Total: 1		Marchbanks, Jerry L	M80	Goedecke, Mark A	M45
Zarate, Julio L	M34			Matsumura, LeAnn H	W43	Hallman-Kenner, Cathy L	W50
Zheng, Jiang	M38			McClellan, Gary J	M49	Harrison, Stephen A	M40
Total: 330						Heinz, Gary D	M55

Palmetto Masters		Zamon, Frederick J	M74	Ingham, Fred	M49	Rinconada Masters	
Hillebrand, Benjamin L	M20	Total: 3		Jones, Brad	M50	Shaw, James F	M75
Holland, Anna	W34	Peddie Aquatic Association		Kays, David E	M48	Total: 1	
Immer, Kenneth C	M41	Gibson, Christopher E	M60	Kilborn-Miller, Pamela	W57	Rochester Area Masters Swimmin	
Jones, Lisa A	W52	Total: 1		McCarty, David L	M51	Byers, James M	M54
Kanner, Joey	M46	Pelican Athletic Club		McDaniel, Kathy	W64	Gianniny, Bruce	M65
Kavanagh, Lorilee M	W32	Richard, Mark	M31	McIntyre, Shannon J	W51	Gianniny, Dana	W46
Klements, Newton	M69	Total: 1		McKiernan, Alex M	W22	Hilton, Robert	M47
Lanahan, Brian L	M40	Peluso Open Water Masters		Monsen, Meg	W22	Walters, Dan M	M70
Layton, Marcus T	M21	Glasgow, Ginny Ann	W36	Pederson, Nicholas	M19	Total: 5	
Lewis, Kevin C	M45	Pace, Austyn C	W35	Pehrson, Josh S	M19	Rockwall Aquatics Masters	
Malik, Michael J	M34	Strobl, Lori C	W36	Propersi, Jeffrey D	M20	Carroll, Stewart A	M46
Maurer, Matt	M38	Total: 3		Reid, Jordan W	M23	Cox, Mark	M48
McCool, Chris	M51	Peninsula Community Center Mas		Reid, Walt E	M75	Elizondo, Bill	M48
McGinty, Michael N	M58	Anderson, Robert L	M60	Stretch, James J	M64	Klepchick, Paul R	M41
Menches, Lynn W	W55	Total: 1		Underbrink, Mary	W57	Livingston, Leslie C	W54
Menches, Robert C	M55	Poseidon		Walker, Thomas W	M69	Olsen, Cat	W46
Mills, Michael S	M69	Vazhenin, Igor	M52	York, Sandi	W40	Unruh, Steven L	M49
Moro, Erin C	W37	Total: 1		Total: 38		White, Bill	M46
Murray, Carole A	W32	Post Swimming		Quest Masters Swim Team		Total: 8	
Near, Jim B	M60	Koster, Carolyn	W54	Brink, Opal E	W21	Rolling Hills Mud Sharks	
Nievergelt, Hailey B	W22	Total: 1		Dalton, Alicia	W46	Van Boer, Eric D	M61
Northrop, Bill	M57	Prattville Prehistoric Sea Lio		Dameron, Pam D	W70	Total: 1	
Ogren, Lance E	M45	Watkins, Doug	M55	Howard, Amy	W51	Rose Bowl Masters	
Parler, David A	M60	Total: 1		Maly, Cleary	W46	Adams, Laura D	W24
Pulliam, Jenny	W29	PT Masters		Total: 5		Beaulieu, Connor W	M23
Rainero, Joe	M49	Meade, Matthew H	M50	Red Tide		Castro, Daniel	M25
Reinke, Cheryl M	W51	Total: 1		Cohen, Rachel F	W38	Cook, Sally A	W54
Rieder, David E	M22	Puget Sound Masters		Johnson, Eric A	M55	Durieux, Chad A	M36
Savage, Steve	M49	Alsberg, Maoz	M47	Maguire, Rose K	W40	Farmer, Michael W	M68
Schalles, Dwayne L	M50	Barnick, Angela	W21	Moll, Sebastian	M51	Frendreis, Lauren K	W27
Sherrier, Matthew C	M26	Bell, Alan	M66	Storch, Joshua L	M34	Freshley, Mike R	M75
Stampley, Elizabeth D	W36	Berg, Tonya K	W57	Uprichard, David E	M50	Giffin, Meghan J	W37
Stockwell, Teddy	W67	Carmosino, Vince	M46	Total: 6		Granger, Francois	M80
Stresemann, Michael N	M55	Casey, Kathrine J	W67	Reston Masters Swim Team		Granger, Nicolas	M48
Turner, Jesse	W23	Caulfield, Miranda	W19	Baldwin, Craig M	M41	Hauser, Ashley M	W28
Turner, Jonathan M	M24	Chapman, Linda	W60	Beels, Kendall R	W43	Hsu, Howard	M33
Van Ast, Nancy A	W64	Clark, Austin D	M20	Brightwell, Kim M	W56	Kim, Steve	M39
Warwick, Lisa M	W42	Courtney, Zena H	W56	Clouse, Jason D	M25	Martin, Matthew J	M30
Whitehead, Monique L	W27	Cox, Allison L	W31	Evans, Brian R	M51	Mc Ginley, Patrick B	M52
Williams, Charles S	M20	Crouch, Kim	W54	Groves, Lisa J	W51	Mendoza, Jon	M33
Wilson, Jamie W	W49	Dahl, Lisa A	W54	Manheim, Frank T	M85	Odonnell, Meghan	W33
Wilson, Jason M	M25	Davis, Charlotte M	W66	Manheim, Lucy M	W73	Passos, Andre	M42
Wood, Alex S	M21	Fritschen, Tom M	M60	Total: 8		Purgason, H Lee	M59
Yatagan, Halil B	M34	Glassman, Debbie A	W62	Rice Aquatic Masters		Schwartz, Sarah Rachel	W28
Yocum, Kari	W38	Gooding, Jim	M48	Clapp, Marissa L	W28	Simmons, Cheryl A	W49
Zazella, Jamie	W40	Graham, Donald	M61	Jimenez, Carlos A	M51	Stephenson, Dan	M59
Total: 77		Guillen, Brian D	M40	Kone, Bruce C	M58	Tulin, Michael	M61
Patriot Masters Swim Team		Haynie, Carl	M55	Schatz, Gary	M61	Total: 24	
Grecco, Paul A	M55			Williams, Bruce F	M62	San Diego Swim Masters	
Layton, Katie	W43			Total: 5			

Swim Fort Lauderdale		Stewart, Vicki D	W61	Kastes, Katie C	W26	Uc05	
Vazquez, Jorge L	M42	Warnick, Sally J	W58	Leopold, Jonathan C	M26	Meyenburg, Aubrey	W40
Ventura, Rosa V	W68	Wildman, Carol J	W61	Malasky, Martin E	M27	Muscarell, Tamara	W67
Volz, Kristin R	W42	Total: 9		McGraw, Kathleen E	W29	Samuel, Chris	M55
Webb, Linda	W70	Tbay Masters Swimming		Meyer, Marguerite	W57	Total: 3	
Williams, Ryan D	M42	Havlik, John R	M57	Murray, Matthew R	M24	Uc06	
Total: 39		Power, Scott	M53	Newell, Rob H	M26	Balykov, Dmitry	M40
Swim Kentucky Masters		Total: 2		O'Donnell-McCarthy, Fiona	W29	Owens, David	M71
Arnold, Tita W	W74	Team New York Aquatics		Offutt, Bryan T	M24	Total: 2	
Baldwin, Patricia A	W60	Hildebrand, David R	M35	Olson, Christine A	W25	Uc07	
Baldwin, Tricia A	W25	Total: 1		Pedote, Elyssa	W23	Bower, Daniel J	M26
Catlin, Vicki	W71	Team Pittsburgh Masters		Quinn, Phyllis E	W60	Bower, Jack	M61
Ciampa-Wise, Cindy	W56	Natali, David	M61	Saeta, Andrew	M25	Steinmuller, John S	M42
Kregor, Janice	W59	Savage, Mary Anne	W55	Senko, Anna K	W23	Terrell, Jeffrey S	M26
Magazine, Andrew	M25	Snook, Meredith L	W34	Stipe, Mikkel-Ane	W23	Total: 4	
Murray, Gail C	W58	Total: 3		Stretch, Nancy	W76	Uc08	
Preston, Mark K	M55	Team Walker		Talbott, Christopher J	M29	Cherry, Anita	W62
Smath, Meg	W59	Goeken, Philip	M19	Talmadge, Matthew S	M26	Diehl, David J	M74
Total: 10		Total: 1		Thompson, Amy W	W45	Fiene, Jonathan P	M37
Swim Utah		TeamTexas Masters		Trowbridge, Nicholas R	M24	Total: 3	
Gilmore, Cindy	W60	George, Constance	W55	Watanabe, Naoko	W33	Uc09	
Korsedal, Susan D	W65	Total: 1		Welting, Lauren K	W50	Collins, Megan M	W24
Smith, Sandi	W51	Tennessee Aquatics Masters Swi		Yan, Hank	M27	Total: 1	
Total: 3		Burlingame, Sharon M	W59	Total: 39		Uc10	
Swymnut Masters		Gutierrez, Rommy A	M30	Tidewater Aquatic Club		Harbourt, Cliff J	M43
Willard, Mimi	W62	Hanselmann, Christian M	M26	Barley, Adam S	M34	Hashemi, Cyrus	M21
Total: 1		Kubicki, Scott	M57	Total: 1		Stewart, Sandra	W57
T2 Naples Masters		Lauer, William J	M81	Tidewater Masters Swimming		Total: 3	
Jebe, Margit H	W77	McKinnon, Bill	M55	Cockrell, Charles E	M47	Uc11	
Total: 1		Stuart, Julie	W42	Total: 1		Martin, Sara M	W85
Tamalpais Aquatic Masters		Thompson, James P	M61	Tonawanda Octopus Pool Sharks		Oyler, Paul F	M50
Bernard, Alan D	M66	Wylie, Stuart H	M58	Garman, Paul D	M24	Sternby, Victor J	M51
Burns, Richard	M72	Total: 9		Total: 1		Total: 3	
Jaffe, Kristin N	W78	The Olympic Club		Tooele Masters Aquatic Team		Uc12	
Meyerhoff, Rick	M69	Arnold, Allison A	W23	Perkins, Tajia	W20	Burns, Suzi M	W69
Moskovits, Alexander	M67	Babcock, Colin B	M23	Tate, Holly	W48	Carson, Rachel A	W24
Ridout, Nancy J	W74	Ballenger, Marie A	W29	Total: 2		Gregory, Kaley D	W23
Shoenberger, Linda R	W68	Burckle, Christopher C	M28	Tri Star Masters Swimming		Lehman, Jessica M	W40
Val, Laura B	W64	Carter, Paul V	M58	Woolslayer, Jeannie L	W62	Thorell, Kathleen M	W42
Total: 8		Davidoff, Cara	W30	Total: 1		Vladu, Bogdan L	M47
Tampa Tarpons Masters		Davis, Cole W	M23	Trillium Y Masters Swim Club		Williams, Jill M	W45
Jenkins, Elizabeth A	W66	Dorey, Frederick J	M67	Straka, Peter	M73	Total: 7	
Total: 1		Dunford, Jason E	M29	Total: 1		Uc13	
Taos Masters Swimming		Ferguson, Kevin	M25	Uc02		Avery, Andrew L	M20
Bancroft, Ann	W71	Gans, Egan	M30	Carbone, Greg	M56	Hopkins, Christopher J	M61
Call, Nancy A	W62	Greenwood, Scott C	M38	Total: 1		Johnson, Julie A	W30
Duff, Kat	W63	Holsman, Trent T	M35	Uc04		Lifer, Elizabeth L	W45
Gilbert, Richard P	M70	Houston, Katy	W28	Fadel, Bryan	M31	Lindholm, Kyle	M23
Magat, Joan A	W67	Hughes, Christine V	W25	Zucco, Elizabeth A	W27	Marus, Joseph J	M40
Rose, Ethel	W75	Hurko, Matt	M24	Total: 2			

Athlete Roster – by Club

Uc13		Uc37		Shepherd, Bridget E	W22	Lukens, Sarah R	W33
Perkowski, Jonathan T	M63	Turner, Austin D	M20	Total: 10		Lyons, Thomas F	M82
Purves, Todd	M46	Total: 1		University of Richmond Masters		Miller, Patricia M	W55
Shea, Amelia M	W25	Uc41		Kobelja, Amalia K	W23	Nanz, Sharon L	W56
Shepherd, Tyler	M25	Andreev, Valeri Y	M43	Sieben, Katie	W27	Parker Palace, Kelly	W54
Simons, David C	M58	Total: 1		Total: 2		Patterson, Annette W	W50
Soltis, Richard L	M49	Uc43		University of San Francisco Ma		Poff, Kammy	W53
Treadway, Tyler C	M24	Chozick, Kristen L	W35	Hamilton, Devon M	W19	Rodriguez, Jason	M37
Total: 13		Hague, David J	M62	Mc Bride, Patrick F	M46	Russell, Lee Ann S	W53
Uc14		Warren, Laura	W35	Niemi, Matthew G	M42	Schreiner, Beth	W75
Charron, Emma J	W71	Total: 3		Oei, Melissa	W21	Serir, Amina F	W26
Kerr, Christine R	W24	Uc45		Sacknoff, Nelle R	W34	Shanks, Doug	M40
Kerr, Danielle A	W24	Drees, Dan R	M41	Total: 5		Slaughter, James W	M70
Thomas, Mark	M55	Flood, Kevin C	M23	USA Masters		Smith, Tracy G	W48
Trednick, Donnie	M56	Olsen, Amanda M	W27	Armstrong, Daniel P	M27	Speer, Nancy	W53
Total: 5		Reuning, Peter R	M56	Total: 1		Sprenger, Kurt	M46
Uc15		Thies, Will A	M26	Ventura County Masters		Tudor, Louis S	M60
Flemming, Stephen R	M35	Total: 5		Gruber, Glenn A	M66	Tudor, Nicholas J	M26
Grass, Greg M	M65	Uc48		Kerns, Hubie	M66	Tudor, Shane A	M22
Hale, Jennifer M	W39	Dreitzler, Todd M	M46	Mc Conica, Jim	M65	Vaughn, David R	M51
Sweaney, Daniel	M39	Total: 1		Orzalli, Betty L	W58	Webb, Katie	W36
Total: 4		Uc50		Owens, Robert A	M69	Total: 46	
Uc16		Massingale, John V	M49	Rollins, Bruce W	M66	Vos YMCA Silver Fins	
Van Volkenburg, Thomas M	M27	Total: 1		Shaffer, Mike G	M50	Schreiber, Tim	M44
Total: 1		Uc55		Total: 7		Total: 1	
Uc17		Hollett, Stephen	M52	Virginia Masters Swim Team		Wahoos of Wellington Masters	
Bergman, Michael T	M55	Sandvoss, Keith	M45	Barry, Marcia L	W67	Martinez, Hector D	M58
Detjen, Carol J	W71	Whitehead, Andrew	M33	Braaten, Kitten	W60	Total: 1	
Heeter, M H	M68	Total: 3		Clear, Kirk W	M48	Walnut Creek Masters	
Kam, Lynn C	W48	UCLA Bruin Masters		Cota, Devon G	W25	Hill, Marcia M	W71
Leiby, Brian E	M51	Penneys, David	M33	Deppe, Tom W	M58	Total: 1	
Muni, Nicholas A	M20	Total: 1		Destree, Nathan M	M24	Warrenton Masters Swim Team	
Roberts, Courtney	M53	Umac-Terrapin Masters		Detrick, Johnnie	W80	Frees, Tim R	M72
Rossi, Ashley	W24	Doane, Michael P	M45	Dudley, Mariah V	W28	Tupitza, Charles W	M61
Total: 8		Ellis, Andrew F	M47	Gault, Terry Sue M	W65	Total: 2	
Uc18		Goodison, Michael R	M44	Glowczynski, Ronald F	M47	Westchester Masters	
Wise, Amy R	W36	Marcy, Matthew A	M48	Grant, Will	M74	Healy, Martin J	M72
Total: 1		Shaw, Chris	M33	Gras Thompson, Beni M	W45	Simpson, Shauna M	W44
Uc21		Shipp, Bill	M56	Gregory, Barbie J	W47	Tiedemann, Arthur R	M50
Juiris, Peter C	M42	Total: 6		Griffin, Lucille	W77	Tiedemann, Kate A	W47
Shanahan, Mike	M45	University of Oregon Swim Club		Harris, Gregory	M52	Tokayer, Susan	W56
Toth, Peter P	M56	Cobb, Elizabeth M	W20	Haywood, Megan E	W34	Total: 5	
Total: 3		Hamilton, Claire	W21	Highfill, Austin	M23	Wildwood Crest Dolphins Master	
Uc24		Harvison, Matthew H	M20	Hodgert, Donna M	W48	Martin, Michael P	M55
Young, Meg	W27	Herzog, Adrienne R	W18	Holswade, Hank C	M70	Total: 1	
Total: 1		Huetteman, Audrey	W23	Jaeger, Debbie K	W53	Wind-n-Sea Masters Swimming	
Uc33		Loyd, Michael	M18	Johnson, Tim	M51	Willert, Dan T	M73
Genter, Robert S	M65	Quan, Kevin T	M19	Keating, Raymond G	M56	Total: 1	
Total: 1		Radtke, Amanda L	W20	Kellinger, Jenny M	W53	Windy Hill Athletic Club Maste	
		Raze, Kyle C	M23	Letendre, Denise M	W27	Berryhill, Keith	M56
				Loftus-Charley, Shirley A	W64		

Windy Hill Athletic Club Maste	Shirk, Meredith I	W27	
Gonzalez, Sabra B	W40	Stephens, Scott M	M28
Montague, Jonathan K	M46	Wallace, Catherine B	W35
Total: 3		Total: 5	

Wisconsin Masters Aquatic Club

Alioto, Laurie J	W58
Babcock, Andrew	M38
Bauman, John H	M85
Blommel, Gregory G	M56
Christenson, Candy J	W69
Clark, David L	M58
Corris, Robert B	M71
Dillon Stewart, Jane E	W73
Fochios, Dean T	M62
Gableman, Andrea	W24
Happel, Tracie A	W46
Kranpitz, Nancy	W71
Mandel, Barry R	M63
May, Jennifer L	W47
May, John	M48
McCarthy, Michelle C	W40
Millholland, Carl D	M63
Mueller, Lawrence W	M71
Murray, Mike	M65
Mykleby, Geoff L	M63
Perez, Sarah M	W40
Schaetz, Daniel J	M45
Schaetz, Trina R	W43
Schneider, Erin E	W37
Schneider, Leah R	W31
Schneider, Mary P	W63
Siegrist, Emily M	W35
Steinhafel, Mark J	M55
Stich, Darryl D	M40
Tetzlaff, Maurice	M39
Van Cleave, Julie M	W57
Weiner, H R	M66
Woodford, Molly	W26
Wu, Bobby	M42

Total: 34

Woodlands Masters Swim Team

Bailie, Bob	M80
Bailie, Chuck	M57

Total: 2

WV Masters Swimming

Judd, Eric A	M23
--------------	-----

Total: 1

YMCA Columbia Swim Club

Broussard, Katie J	W41
Byrne, Doug	M34

SPONSOR PARTNERS



Exclusive Information and Content

- Bimonthly SWIMMER magazine
- Monthly e-newsletter STREAMLINES
- For coaches, monthly e-newsletter STREAMLINES for Coaches
- Exclusive articles and stories at usms.org
- Join thousands of other swimmers on our active online Discussion Forums, create your own blog, and interact with the worldwide swimming community at usms.org
- Create a personal usms.org email address
- Track fitness activities in your online Fitness Log

Fitness and Participation Programs

- Popular national events such as the Speedo 1-Hour Swim, 3000/6000-yard swims, and 5K/10K swims
- Fitness programs such as Go the Distance and Check-off Challenge

Competition Programs

- Regional pool championships
- Spring and summer national pool championships
- National championship open water events

Recognition and Awards

- Your event results archived on usms.org
- Top 10 and All-American awards and recognition
- Volunteer service awards

Volunteer Opportunities

- Organization and leadership positions within your LMSC and at the national level

Coaching

- Online workouts written by USMS coaches
- Coached workout programs in your area
- Coached workouts nationwide when traveling
- Program development support, including visits from Club and Coach Services
- Coach certification and professional development for coaches

Insurance

- Coverage while participating in USMS insured activities including \$25,000 of excess accident insurance for medical and dental and liability insurance for USMS practices, meets, and approved activities

Grants

- Apply for grants for your local club development through the Swimming Saves Lives Foundation
- Over \$87,000 in grants were given to adult learn-to-swim programs in 2015

Sponsor Discounts

- Exclusive sponsor discounts and rewards

Full details online at usms.org

Day 1 – Thursday, April 28

Warm-up

6:00 a.m.-7:50 a.m.

Meet Start Time

8:00 a.m.

Event (men and women combined)
1000 freestyle (Events 1 & 2)
1650 freestyle (Events 3 & 4)

Check-in Deadlines for Day 1

The 1000 free and 1650 free are positive check-in events. Check-in may be done in person at the registration area or online at usms.org.

Thurs., April 28	1000 freestyle	7 a.m.
	1650 freestyle	9 a.m.

PLEASE NOTE:

If you do not check in by the deadline, you will not be seeded; there are no exceptions.

Entry Deadline for Day 2 (Friday) Relays

Relays must be turned in at the relay desk.

Thurs., April 28	200 mixed freestyle relay	3 p.m.
	400 mixed freestyle relay	3 p.m.

**2016 Nationwide USMS Spring Nationals
Greensboro Aquatic Center
Meet Program - Thursday**

#1 Mixed 1000 Yard Freestyle

Name	Age	Team	Seed	Time
W18-24				
1 Arnold, Allison A	W23	TOC	10:50.00	
2 Sall, Ashleigh J	W22	OMAH	12:02.65	
3 Brink, Opal E	W21	QMST	12:03.82	
4 Sharpe, Anna	W24	KM	12:04.56	
5 Balz, Marielle	W24	AGUA	12:15.00	
6 Gableman, Andrea	W24	WMAC	12:40.00	
7 Bartley, Sarah L	W24	GSMS	12:54.23	
8 Miller, Jenna L	W24	GSMS	13:00.00	
9 Turner, Jesse	W23	PALM	13:09.65	
10 Curry, Linsey A	W18	CWST	16:53.78	
W25-29				
1 Woodford, Molly	W26	WMAC	11:23.80	
2 Ballard, Jessica	W27	PALM	11:30.12	
3 Bofinger, Sarah E	W29	COLU	11:43.69	
4 Bicek, Adrienne L	W25	IM	11:59.00	
5 Shea, Amelia M	W25	UC13	12:01.31	
6 Beckwith, Caitlin H	W29	BUMS	12:27.73	
W30-34				
1 Cox, Allison L	W31	PSM	11:30.00	
2 Liberty, Laurel M	W34	LIB	11:40.57	
3 Yeager, Lauren E	W32	SPM	12:34.65	
4 Pelczynski, Kathleen	W30	NCMS	12:56.63	
5 Stutz, Kathleen J	W33	SFTL	13:01.59	
6 Chamberlin, Marion G	W30	NCMS	13:22.28	
7 Murray, Carole A	W32	PALM	13:30.59	
8 King, Sarah C	W32	ADMS	21:12.89	
W35-39				
1 Whitney, Ashley A	W36	NASH	11:05.00	
2 Leiser, Jennifer S	W36	NCMS	11:30.58	
3 Stampley, Elizabeth D	W36	PALM	11:45.00	
4 Downing, Jennifer	W37	NEM	11:45.29	
5 Maidenberg, Eve G	W39	MAM	11:59.46	
6 Flesner, Brooke	W36	NAM	12:00.00	
7 Toner, Michelle A	W35	HOLY	13:12.56	
8 Trom, Kelsey A	W37	KAC	13:15.12	
W40-44				
1 Crusco, Kysa M	W40	NEM	11:27.99	
2 Bruce, Stacey L	W41	PALM	11:44.84	
3 Olson, Ashley C	W44	KM	12:25.60	
4 Simpson, Shauna M	W44	WM	12:30.00	
5 McCarthy, Michelle C	W40	WMAC	12:30.30	
6 Oversmith, Amy E	W44	NCMS	12:48.21	
7 Thorell, Kathleen M	W42	UC12	13:10.00	
W45-49				
1 Texel, Paula M	W45	SPM	11:57.17	
2 Williams, Heidi	W47	NCMS	12:00.27	
3 Koehler, Deanna C	W46	CVMM	12:10.40	
4 Fredricks, Jennifer	W45	CONN	12:20.00	
5 Westerman, Karen L	W48	SPM	12:30.30	
6 Moffett, Erica L	W46	SFTL	12:35.13	
7 Rogan, Pam W	W47	GAJA	12:45.56	
8 Maycock, Cary W	W47	NCMS	12:48.41	
9 Salazar, Lynn	W49	NCMS	12:56.39	
10 Lifer, Elizabeth L	W45	UC13	13:02.00	
11 Lassen, Megan M	W45	SFTL	13:04.15	
12 Cagle, Shannon B	W49	PALM	13:15.00	

13 Pusch, Judy	W46	ASC	14:50.00	
14 Crook, Michelle A	W49	FACT	16:37.31	
15 Maly, Cleary	W46	QMST	16:38.13	
16 Kinugawa, Carla	W48	SFTL	17:00.00	
W50-54				
1 McIntyre, Shannon J	W51	PSM	10:55.90	
2 Klestinec, Robin L	W54	NAM	11:40.00	
3 Elias-Williams, Maria L	W51	PALM	11:45.19	
4 Ditzler, Kristy	W51	TXLA	11:51.25	
5 Irish Bostic, Linda	W52	PBM	11:54.76	
6 Petersen, Charlotte	W51	SPM	11:59.00	
7 Dore, Mary G	W52	NCMS	12:35.69	
8 Reinke, Cheryl M	W51	PALM	12:38.90	
9 Harrill, Kiran C	W50	NCMS	13:00.00	
10 Howard, Amy	W51	QMST	13:01.34	
11 Clark, Dawn D	W51	SPM	13:03.70	
12 Jaeger, Debbie K	W53	VMST	14:13.10	
13 Kavalauskas, Alita	W53	JAMM	15:00.00	
14 McGee, Carmon	W54	NCMS	15:45.00	
15 Faulkner, Valerie	W53	NCMS	17:30.00	
16 Cook, Sally A	W54	ROSE	18:10.00	
W55-59				
1 Jones, Eney	W55	DAMM	11:39.42	
2 Nelson, Judy A	W55	CMS	12:05.43	
3 Meyer, Marguerite	W57	TOC	12:21.09	
4 Grilli, Tracy L	W59	NEM	12:24.16	
5 Brown, Denise H	W56	MICH	12:26.35	
6 Jensen, Sue	W55	NEM	12:55.53	
7 List, Bonny J	W58	RATS	13:00.00	
8 Ciampa-Wise, Cindy	W56	SKY	13:01.01	
9 Courtney, Zena H	W56	PSM	13:01.07	
10 Harasz, Melissa	W56	SPM	14:06.00	
11 Montgomery, Victoria J	W55	CASC	16:00.00	
W60-64				
1 Estel, Beth A	W60	NEM	12:21.17	
2 Loftus-Charley, Shirley A	W64	VMST	12:30.00	
3 LaFountain, Darcy H	W60	PBM	12:50.53	
4 Einsidler, Karen L	W60	AGUA	12:55.13	
5 Rust, Catherine M	W62	PBM	13:25.55	
6 Wainwright, Joanne	W60	NCMS	13:30.78	
7 Craffey, Joan P	W63	BCTM	13:31.42	
8 Quinn, Phyllis E	W60	TOC	13:40.19	
9 Tourtual, Dorothy M	W64	BUMS	13:43.96	
10 Hilton, Patti K	W63	GSMS	14:27.26	
11 Larson, Linda L	W60	SFTL	14:37.86	
12 Sims, Ann M	W64	NCMS	14:59.00	
13 Braaten, Kitten	W60	VMST	15:03.90	
14 Willard, Mimi	W62	NUTS	15:08.56	
15 Shiely, Robyn	W60	GBM	15:32.67	
16 Many, Cecile	W62	SMS	15:40.16	
17 Stainback, Nancy S	W61	PBM	16:00.00	
18 Fazzano, Catalina U	W62	SFTL	30:00.00	
W65-69				
1 Miller, Celeste	W66	SNM	13:15.00	
2 Hare, Fran E	W65	PBM	13:45.00	
3 Gault, Terry Sue M	W65	VMST	14:12.39	
4 Quintero, Myriam	W66	SFTL	16:00.00	
5 Christenson, Candy J	W69	WMAC	16:24.34	
6 DeVennish, Elaine H	W67	NAM	16:57.27	

W70-74			
1 Slifer, Kathy M	W70	NEM	14:03.51
2 Webb, Linda	W70	SFTL	16:02.78
3 Pohlmann, Mary M	W71	SLAM	16:32.34
4 Dameron, Pam D	W70	QMST	17:52.04
5 Arnold, Tita W	W74	SKY	18:00.00
6 Shockro, Ellen K	W73	NOVA	18:33.04
7 Foley,Carolynn	W72	PBM	18:41.29
8 Sarg, Kathleen B	W72	AGUA	18:50.82
9 Tyler, Sarah L	W71	SNM	18:59.25
10 Saunders, Patricia A	W72	AGUA	20:11.93
11 Catlin, Vicki	W71	SKY	20:15.03
12 Dillon Stewart, Jane E	W73	WMAC	20:51.63
13 Manheim, Lucy M	W73	RMST	21:44.53
W75-79			
1 Griffin, Joan	W78	ADMS	20:47.05
W85-89			
1 Martin, Sara M	W85	UC11	26:00.00
M18-24			
1 Pederson, Nicholas	M19	PSM	10:33.33
2 Tatch, Kyle A	M20	NCMS	11:30.00
3 Avery, Andrew L	M20	UC13	11:35.00
4 Finger, Eric S	M24	OMAH	11:44.57
5 Catanese, Andrew T	M23	GAJA	12:30.00
6 Birnbrich, Luke	M19	NAM	12:30.00
7 Propersi, Jeffrey D	M20	PSM	12:53.09
8 Ridgeway, Conner R	M18	CWST	17:00.00
9 Stewart, Sam A	M21	CWST	18:00.00
M25-29			
1 Catlin, Andrew H	M27	INDY	10:35.00
2 Smith, David J	M28	CMS	10:42.00
3 Acosta, Joel A	M27	SFTL	10:45.93
4 Sauter, Trace U	M27	NCMS	10:48.69
5 Moreno, Yorlliry	M25	LOCO	10:55.57
6 Eckert, Jonathan	M29	SYSM	10:59.00
7 Altman-Kurosaki, Jonas Y	M27	AGUA	11:09.15
8 Rey, Thomas P	M27	NAM	11:10.62
9 Beeman, Alexander	M27	PALM	12:08.54
M30-34			
1 Hersh, David M	M34	FINS	10:31.00
2 Gerken, Dustin D	M31	NAM	10:45.33
3 Schaefer, Andrew F	M32	BUMS	11:10.99
4 Limouze, Thomas C	M32	FINS	11:15.00
5 Cuellar, Sebastian	M31	SFTL	11:20.00
6 Hsu, Howard	M33	ROSE	11:57.72
7 Noel, Christopher S	M33	MOVY	12:30.12
8 McDonnell, Michael P	M31	LIB	13:30.00
M35-39			
1 Maurer, Matt	M38	PALM	10:28.30
2 Batchelder, John R	M35	CMS	10:57.25
3 Miller, Matt	M38	OREG	11:14.69
4 Mills, Jamie	M39	LIB	11:24.99
5 Billingsley, Patrick	M35	PBM	11:37.52
6 Kloppe, William R	M35	YCFM	11:50.77
7 Durieux, Chad A	M36	ROSE	11:58.00
8 Peppercorn, Andrew H	M38	OHSP	12:03.75
M40-44			
1 Lehr, Gunner F	M43	NAM	10:45.00
2 Albino, Jorge E	M41	SYSM	10:49.14

**2016 Nationwide USMS Spring Nationals
Greensboro Aquatic Center
Meet Program - Thursday**

M40-44...(#1 Mixed 1000 Yard Freestyle)

3	Martin, Andrew C	M41 NCMS	10:49.67
4	Herman, Eric C	M44 SPM	11:08.50
5	West, Matthew R	M41 MICH	11:11.28
6	Tadla, Jarek	M44 SFTL	11:28.44
7	Passos, Andre	M42 ROSE	11:29.01

M45-49

1	Carroll, Stewart A	M46 RAM	10:10.00
2	Brundage, Patrick W	M49 BRSM	10:21.21
3	Kays, David E	M48 PSM	10:35.00
4	Martin, Chris D	M49 NCMS	10:40.00
5	Garland, Robert	M46 CMS	10:45.00
6	Vocke, Joe	M45 NAM	11:00.00
7	Farrell, Andrew J	M45 YCFM	11:06.24
8	Forsyth, Mark A	M45 NCMS	11:07.12
9	Rubacky, Mark S	M46 NCMS	11:08.95
10	Petrilla, Eric A	M46 SNM	11:41.02
11	Sullivan, Anthony J	M47 SPM	11:50.00
12	Lage, Terry L	M48 SFTL	11:50.30
13	Elizondo, Bill	M48 RAM	11:51.19
14	Savage, Steve	M49 PALM	12:00.00
15	Fairbairn, Mike	M49 PALM	12:15.00

M50-54

1	Switzer, Keith M	M53 CASC	9:56.00
2	Sims, David E	M53 IM	9:56.00
3	Sfingi, John A	M52 SAWS	10:31.01
4	Reul, Andy	M52 CONN	10:50.00
5	Birnbrich, Chris L	M52 NAM	10:50.00
6	Pulsifer, Andrew B	M50 NCMS	10:51.27
7	Pistorio, Tyge	M50 NCMS	10:55.00
8	Barringer, Rob	M50 CMS	11:20.84
9	Schumacher, Rick	M52 RATS	11:35.00
10	Milburn, David	M54 MATT	11:41.72
11	Valley, Eric	M54 MOVY	11:51.25
12	Coates, Ed M	M50 TXLA	11:52.47
13	Schultz, Norman E	M50 NCMS	12:12.12
14	Kough, David S	M52 MINN	12:30.28
15	McCarty, David L	M51 PSM	13:20.00

M55-59

1	Thain, Doug A	M56 MTSC	11:12.13
2	Callahan, Jim	M58 NAM	11:19.88
3	Hollett, Peter G	M56 NCMS	11:21.05
4	Richardson, Terry	M55 ARIZ	11:29.27
5	Hathaway, David	M55 OREG	11:41.10
6	Aubrey, Michael	M55 SFTL	11:50.62
7	Wuest, Frank C	M55 NEM	11:51.00
8	Havlik, John R	M57 TBAY	12:00.00
9	Nelson, Kurt D	M56 CMS	12:14.90
10	Hendrick, Marty	M58 SFTL	12:15.13
11	Eddy, Pat	M59 GAJA	12:24.00
12	Berting, David A	M59 NCMS	12:28.73
13	Clark, David L	M58 WMAC	12:33.00
14	Stresemann, Michael N	M55 PALM	12:33.30
15	Graffis, Kevin H	M56 SNM	13:00.13
16	Martin, Michael P	M55 WWCM	15:16.92
17	McFadden, Edmund W	M55 NASH	16:18.32

M60-64

1	Jay, Howard	M60 CMS	11:30.00
2	Modjeska, Mark E	M63 ARIZ	11:52.01
3	Niemi, Ken	M61 GSM	12:01.00
4	Bright, David	M63 NEM	12:30.00

5	Chapman, Gerry M	M64 NCMS	12:35.24
6	Purdie, James L	M63 NAM	12:45.00
7	White, Tim	M60 NCMS	12:57.65
8	Thompson, Frank L	M64 MICH	13:00.00
9	Paushter, Stephen L	M64 BUMS	13:06.51
10	Stretch, James J	M64 PSM	13:45.00
11	Near, Jim B	M60 PALM	14:08.84

M65-69

1	Walker, Rick B	M65 SYSM	11:28.48
2	Bell, Alan	M66 PSM	11:48.24
3	Glidden, Chip	M65 MOVY	12:18.66
4	Couch, Bob E	M69 SYSM	12:20.00
5	Lintz, Steve	M65 SNM	13:35.00
6	Langendorfer, Stephen J	M65 BUMS	13:38.61
7	Glass, Ernie	M66 NCMS	13:44.63
8	Laughlin, Terry	M65 ADMS	13:56.07
9	McQuiggan, Frank	M67 NEM	14:00.00
10	Lawrie, Jim	M69 SNM	14:10.00
11	Scott, Robert M	M69 NCMS	14:20.00
12	Solomon, David L	M67 SFTL	14:56.75

M70-74

1	Willert, Dan T	M73 WIND	13:58.00
2	Green, James M	M71 RATS	14:12.04
3	Walker, Joseph R	M74 SNM	14:26.97
4	Braswell, Willis C	M71 DCM	14:27.00
5	Hutchings, Dick	M74 NEM	14:38.28
6	Burson, William W	M71 CMS	15:38.00
7	Carroll, Jim	M72 LOCO	16:18.53
8	Slaughter, James W	M70 VMST	18:52.38
9	Devennish, Edward B	M71 NAM	19:27.23

M75-79

1	Shaw, James F	M75 RINC	15:30.00
2	Hamada, Ahmed G	M77 GOLD	15:33.68
3	Trauber, Ami A	M76 SFTL	15:45.00
4	Cannan, Patrick	M75 PBM	18:02.93
5	Hurley, John T	M78 ADMS	29:10.00

M80-84

1	Marchbanks, Jerry L	M80 PBM	18:16.21
2	Palmer, Pete	M80 LOCO	18:27.10
3	Mitchell, Tom	M83 SDSM	19:10.29

M85-89

1	Beach, Robert E	M85 SPM	18:36.16
2	Quinn, Patrick J	M85 ADMS	24:00.00

2016 Nationwide USMS Spring Nationals
Greensboro Aquatic Center
Meet Program - Thursday

#3 Mixed 1650 Yard Freestyle

Name	Age Team	Seed Time
W18-24		
1 Gregory, Kaley D	W23 UC12	16:51.50
2 Rossi, Ashley	W24 UC17	17:38.13
3 Arnold, Allison A	W23 TOC	18:45.00
4 Miller, Jenna L	W24 GSMS	20:26.00
5 Nievergelt, Hailey B	W22 PALM	20:35.17
6 Barnick, Angela	W21 PSM	21:12.63
7 Gableman, Andrea	W24 WMAC	22:00.00
8 Bartley, Sarah L	W24 GSMS	22:01.54
9 Turner, Jesse	W23 PALM	22:13.11
10 Olden, Sarah E	W22 CWST	28:37.15
11 Dugan, Kylie M	W20 CWST	30:52.00
W25-29		
1 Mohorn, Heather D	W29 FINS	18:35.14
2 Woodford, Molly	W26 WMAC	18:59.27
3 Ballard, Jessica	W27 PALM	19:09.47
4 Pisano, CJ	W29 PBM	20:30.75
5 Kloppe, Kelly A	W26 YCFM	20:45.00
6 Olsen, Amanda M	W27 UC45	20:57.81
7 Shea, Amelia M	W25 UC13	21:15.40
8 Deschler, Jennifer A	W26 NCMS	21:39.75
9 Vayda, Shannon E	W27 ALEX	23:52.85
W30-34		
1 Williams, Melinda B	W34 NEM	18:15.93
2 Greene, Shannon E	W30 1693	18:53.85
3 Horton, Christina	W33 SFTL	20:30.00
4 Pelczynski, Kathleen	W30 NCMS	21:27.57
5 Murray, Carole A	W32 PALM	21:38.40
6 Tosh, Megan M	W31 GAJA	21:40.34
7 Stutz, Kathleen J	W33 SFTL	22:21.10
8 Lukens, Sarah R	W33 VMST	22:23.00
9 Bergillos, Ara	W34 SFTL	22:45.77
W35-39		
1 Leiser, Jennifer S	W36 NCMS	18:33.73
2 Roddin, Julie	W39 ANCM	19:34.38
3 Stampley, Elizabeth D	W36 PALM	20:00.00
4 Trom, Kelsey A	W37 KAC	21:48.60
5 Toner, Michelle A	W35 HOLY	22:09.81
6 Siegrist, Emily M	W35 WMAC	22:56.00
W40-44		
1 Bruce, Stacey L	W41 PALM	19:26.10
2 Maguire, Rose K	W40 REDT	19:40.00
3 Hindle, Lori D	W40 NEM	20:12.64
4 Olson, Ashley C	W44 KM	20:31.49
5 Gitzinger, Jennifer L	W41 LIB	22:05.30
6 Hartley, Chris G	W41 GAJA	23:25.00
7 Richey, Jennifer S	W44 NCMS	35:00.00
W45-49		
1 Dawson, Deborah	W47 EST	18:45.00
2 Gianniny, Dana	W46 ROCH	19:20.00
3 Cranny, Jennifer R	W48 PALM	19:58.21
4 Williams, Heidi	W47 NCMS	20:00.00
5 Richardson, Kim G	W47 CMS	20:15.84
6 LeClair, Dale A	W46 HAFM	20:20.62
7 Weiderman, Jennifer	W49 CVMM	20:33.70
8 May, Jennifer L	W47 WMAC	21:06.22
9 Lifer, Elizabeth L	W45 UC13	21:30.17

10 Maycock, Cary W	W47 NCMS	21:37.64
11 Salazar, Lynn	W49 NCMS	21:40.77
12 Lassen, Megan M	W45 SFTL	21:57.54
13 Kennedy, Laura	W47 NCMS	23:30.45
14 Greene, Dana M	W47 NCMS	30:41.49
W50-54		
1 Hug, Laurie	W51 1776	18:33.81
2 Parker Palace, Kelly	W54 VMST	19:22.83
3 Countryman, Marianne	W51 GAJA	19:55.54
4 Saucy, Stephanie A	W52 1776	20:31.74
5 Vanderpoel, Nicole L	W51 CMS	20:46.59
6 Delorey, Laura E	W53 NEM	20:50.50
7 Reinke, Cheryl M	W51 PALM	21:02.30
8 Clark, Dawn D	W51 SPM	22:01.80
9 Hooe, Donna L	W53 GAJA	22:45.61
10 Goodwin, Cathy W	W50 PBM	27:12.10
11 Krugman, Elaine	W54 GAJA	30:00.00
12 Flynn, Sandra P	W51 NEM	30:32.10
W55-59		
1 Jones, Eney	W55 DAMM	19:45.77
2 Meyer, Marguerite	W57 TOC	20:55.15
3 Murray, Gail C	W58 SKY	21:00.20
4 Nelson, Judy A	W55 CMS	21:08.10
5 Brown, Denise H	W56 MICH	21:29.67
6 Alioto, Laurie J	W58 WMAC	21:30.00
7 List, Bonny J	W58 RATS	22:00.00
8 Whelchel, Nancy L	W56 NCMS	22:12.96
9 Burton, Tamara	W57 PBM	22:39.26
10 Kregor, Janice	W59 SKY	23:08.83
11 Van Cleave, Julie M	W57 WMAC	23:21.91
12 Caves, Judy F	W56 CHAR	23:30.83
13 Harasz, Melissa	W56 SPM	24:09.00
14 Berry, Jo-Ann	W59 PBM	27:28.62
W60-64		
1 Einsidler, Karen L	W60 AGUA	20:45.15
2 Loftus-Charley, Shirley A	W64 VMST	20:50.00
3 Samuelson, Laurie E	W60 PBM	21:17.91
4 LaFountain, Darcy H	W60 PBM	21:51.27
5 Rust, Catherine M	W62 PBM	22:22.99
6 Wilson, Debbie R	W62 NCMS	22:56.38
7 Quinn, Phyllis E	W60 TOC	22:58.80
8 Connolly, Petie	W62 MMMS	23:38.32
9 Call, Nancy A	W62 TAOS	23:46.73
10 Stainback, Nancy S	W61 PBM	23:53.53
11 Allen, Pam J	W60 NCMS	25:05.20
12 Hilton, Patti K	W63 GSMS	25:31.69
13 Shiely, Robyn	W60 GBM	25:34.26
14 Gipson, Martha A	W60 SPM	25:45.25
15 Van Ast, Nancy A	W64 PALM	26:56.46
16 Erickson, Martha	W64 NASH	30:00.00
W65-69		
1 Hare, Fran E	W65 PBM	22:28.03
2 Shoenerger, Linda R	W68 TAM	23:55.00
3 Barry, Marcia L	W67 VMST	24:30.05
4 Lyman, Carolyn B	W65 JCC	25:15.98
5 Page, Anne M	W68 NCMS	25:23.02
6 Quintero, Myriam	W66 SFTL	26:00.00
7 Ventura, Rosa V	W68 SFTL	26:07.00
8 Nathan, Laura B	W67 MICH	29:28.90
9 Panayotoff, Kristi M	W67 GS	30:26.86

W65-69...(#3 Mixed 1650 Yard Freestyle)		
10 Mitchell, Suzanne	W67 PBM	31:00.00
11 Ellis, Susan H	W68 AKMS	32:30.00
12 Johnston, Jennifer G	W68 L4S	44:32.80
W70-74		
1 Tyler, Sarah L	W71 SNM	29:26.56
2 Shockro, Ellen K	W73 NOVA	30:45.17
3 Foley,Carolynn	W72 PBM	32:57.73
4 Saunders, Patricia A	W72 AGUA	33:13.36
W85-89		
1 Martin, Sara M	W85 UC11	40:00.00
M18-24		
1 Hillebrand, Benjamin L	M20 PALM	17:24.08
2 Pederson, Nicholas	M19 PSM	17:59.59
3 Avery, Andrew L	M20 UC13	18:59.78
4 Beaulieu, Connor W	M23 ROSE	19:00.00
5 Catanese, Andrew T	M23 GAJA	19:30.00
6 Birnrich, Hayden	M23 NAM	20:00.00
7 Propersi, Jeffrey D	M20 PSM	21:28.47
8 Olden, Jaegger M	M23 CWST	22:07.00
M25-29		
1 Moreno, Yorlliry	M25 LOCO	17:23.67
2 Smith, David J	M28 CMS	17:53.00
3 Acosta, Joel A	M27 SFTL	18:45.47
4 Birnrich, Andrew	M26 NAM	20:00.00
5 Beeman, Alexander	M27 PALM	20:35.98
M30-34		
1 Penneys, David	M33 UCLA	18:30.00
2 Schaefer, Andrew F	M32 BUMS	18:45.99
3 Johnson, Luke B	M33 MINN	19:00.00
4 Duguay, Robert E	M31 CONN	20:06.36
M35-39		
1 Maurer, Matt	M38 PALM	17:48.13
2 Hildebrand, David R	M35 TNYA	17:51.92
3 Brado, Matthew J	M36 ALEX	18:02.16
4 Batchelder, John R	M35 CMS	18:03.61
5 Brown, Adam R	M35 ELG	18:36.53
6 Miller, Matt	M38 OREG	18:47.44
7 Roper, Matthew D	M35 DAM	19:03.98
8 Billingsley, Patrick	M35 PBM	19:35.53
9 Peppercorn, Andrew H	M38 OHSP	20:25.20
10 Rodriguez, Jason	M37 VMST	21:59.00
11 Sweaney, Daniel	M39 UC15	22:45.56
12 Nguyen, Sonny	M36 NCMS	23:33.99
M40-44		
1 Bierman, Rob	M40 PALM	19:00.00
2 Fernandez, Stephen H	M40 PALM	19:15.85
3 West, Matthew R	M41 MICH	19:16.48
4 Passos, Andre	M42 ROSE	19:30.00
5 Ahlgren, Kyle R	M40 1693	19:45.36
6 Terndrup, Seth P	M40 NCMS	19:48.00
7 Lanahan, Brian L	M40 PALM	20:01.00
8 Decker, John R	M41 GYMS	20:02.19
9 Albino, Jorge E	M41 SYSM	20:30.00
10 Cox, Raymond F	M41 SFTL	25:12.34
M45-49		
1 Unruh, Steven L	M49 RAM	17:01.01
2 Dickson, Kurt F	M48 ARIZ	17:14.51
3 Kays, David E	M48 PSM	17:25.00
4 Davis, William A	M48 NCMS	18:14.49

2016 Nationwide USMS Spring Nationals
Greensboro Aquatic Center
Meet Program - Thursday

5	Rubacky, Mark S	M46 NCMS	18:29.33	8	Langendorfer, Stephen J	M65 BUMS	23:22.50
6	Rougier-Chapman, Duncan	M48 NCMS	18:57.85	9	Cothren, Jack	M66 BUMS	23:53.78
7	Sullivan, Anthony J	M47 SPM	20:00.00	10	Pillmore, Bill	M68 NCMS	24:05.00
8	Lewis, Kevin C	M45 PALM	20:59.87	11	Seligson, Steve	M69 SPM	24:16.00
9	Glowczynski, Ronald F	M47 VMST	25:00.00	12	Scott, Robert M	M69 NCMS	24:20.00
10	Kern, Paul E	M47 NCMS	27:00.00	13	Quanrud, John O	M69 GAJA	25:41.00
M50-54				14	Owens, Robert A	M69 VCM	26:30.00
1	Shaffer, Mike G	M50 VCM	17:23.94	15	Delair, Stan R	M66 GAJA	27:00.00
2	McGiffin, Chris D	M50 BERK	18:56.34	16	Brown, Paul P	M65 ELG	27:57.46
3	Anderson, Eric R	M52 SPAW	18:58.40	M70-74			
4	Koehler, Doug J	M50 CVMM	19:01.89	1	Braswell, Willis C	M71 DCM	22:15.18
5	Smith, Stratton	M51 NCMS	19:19.50	2	Willert, Dan T	M73 WIND	23:19.00
6	Milburn, David	M54 MATT	19:24.56	3	Daniels, Larry N	M70 MAAC	24:00.00
7	Cook, Andy	M51 PALM	19:47.11	4	Walker, Joseph R	M74 SNM	24:17.79
8	Schultz, Norman E	M50 NCMS	19:56.23	5	Watts, Bill	M70 DOG	24:40.00
9	Meade, Matthew H	M50 PTMS	19:57.12	6	Green, James M	M71 RATS	24:45.33
10	Morris, Richard L	M52 NAM	20:00.00	7	Healy, Martin J	M72 WM	25:31.13
11	Byers, James M	M54 ROCH	20:00.30	8	Burson, William W	M71 CMS	26:36.00
12	Atkins, Steven L	M53 ADMS	20:05.85	9	Osborne, Oz	M70 ELG	26:42.24
13	Anderson, Earl E	M51 NCMS	20:19.55	10	Carroll, Jim	M72 LOCO	27:08.28
14	Kough, David S	M52 MINN	20:55.62	11	Mueller, Lawrence W	M71 WMAC	27:22.01
15	Uprichard, David E	M50 REDT	20:56.46	12	Meyer, Gerald H	M71 O*H*	28:14.26
16	Bagot, John J	M54 NCMS	22:04.95	13	Slaughter, James W	M70 VMST	28:19.16
M55-59				M75-79			
1	Nelson, Kurt D	M56 CMS	19:19.17	1	Canan, Patrick	M75 PBM	30:25.65
2	Wuest, Frank C	M55 NEM	19:45.00	2	Samuelson, Roland W	M76 PBM	31:30.00
3	Czekala, Steven R	M56 TSUN	19:55.00	M80-84			
4	Clark, David L	M58 WMAC	20:04.00	1	Good, Larry A	M82 SLAM	27:40.40
5	Hathaway, David	M55 OREG	20:10.86	2	Nicholas, David D	M80 L4S	29:53.51
6	Green, Chip	M55 PBM	21:11.00	3	Palmer, Pete	M80 LOCO	30:17.40
7	Stresemann, Michael N	M55 PALM	21:15.05	M85-89			
8	Frandino, Phil A	M58 PALM	21:20.77	1	Beach, Robert E	M85 SPM	30:57.16
9	Hendrick, Marty	M58 SFTL	21:50.29				
10	Samuel, Chris	M55 UC05	24:00.00				
11	Deichmann, Richard	M59 SMS	30:00.00				
M60-64							
1	Jay, Howard	M60 CMS	19:00.00				
2	Davis, Kern M	M61 SPM	19:11.44				
3	Gibson, Christopher E	M60 PAA	19:15.90				
4	Modjeska, Mark E	M63 ARIZ	19:30.67				
5	Collier, Scott J	M61 AKMS	19:31.65				
6	Fochios, Dean T	M62 WMAC	20:30.00				
7	Knowles, Andy A	M61 SWIF	21:03.54				
8	Alexander, Rich	M60 LOCO	21:15.00				
9	Freeman, Stephan J	M60 SPM	21:34.00				
10	Van der Horst, Charles M	M64 NCMS	21:46.49				
11	Purdie, James L	M63 NAM	22:00.00				
12	McGraw, Dennis D	M64 NCMS	22:11.00				
13	Henson, Steven L	M62 NCMS	24:00.00				
14	Beachler, Michael P	M64 NCMS	25:20.00				
15	Miller, Jamie A	M61 NCMS	30:37.28				
16	Sasser, Jon D	M60 NCMS	31:34.12				
M65-69							
1	Mc Conica, Jim	M65 VCM	19:07.81				
2	Bell, Alan	M66 PSM	19:56.55				
3	Glidden, Chip	M65 MOVY	20:16.68				
4	McQuiggan, Frank	M67 NEM	22:10.00				
5	Douglass, Nick	M66 O*H*	22:58.76				
6	Gianniny, Bruce	M65 ROCH	23:00.00				
7	Laughlin, Terry	M65 ADMS	23:10.35				

Come experience...

the Pacific Northwest Wonderland



2016 USMS Summer Nationals

August 17-21, 2016

Mount Hood Community College
Gresham, Oregon

- Five-day meet format
- SR Smith starting blocks
- Daktronic scoreboard & touchpads
- FINA pool specifications
- Excellent short trips to scenic mountains, lakes, rivers, & waterfalls in the Columbia River Gorge
- 6 - 15 feet depth



Visit usms.org for more information.

Day 2 – Friday, April 29

Warm-up

6:00 a.m.-7:50 a.m.

Meet Start Time

8:00 a.m.

Women	Event	Men
5	500 freestyle (women)	
	30 minute warm-up in competition pool	
7	100 IM	8
9	200 breaststroke	10
11	50 backstroke	12
13	100 freestyle	14
15	200 butterfly	16
17	200 mixed free relay	
19	400 mixed free relay	

Check-in Deadline for Day 2

The 500 freestyle (women) is a positive check-in event. Check-in may be done in person at the registration area or online at usms.org.

Fri., April 29	500 freestyle (women)	7 a.m.
----------------	-----------------------	--------

PLEASE NOTE:

If you do not check in by the deadline, you will not be seeded; there are no exceptions.

Entry Deadline for Day 3 (Saturday) Relays

Relays must be turned in at the relay desk.

Fri., April 29	women's 200 freestyle relay men's 200 freestyle relay 200 mixed medley relay	3 p.m.
----------------	--	--------

**2016 Nationwide USMS Spring Nationals
Greensboro Aquatic Center
Meet Program - Friday**

#5 Women 500 Yard Freestyle											
Name	Age	Team	Seed Time								
18-24				3	Uhl, Alicia K	39 NCMS	5:31.02	22	Crook, Michelle A	49 FACT	8:21.25
1	Brundage, Maia	20 BRSM	4:49.01	4	Wilson, Lindsay C	39 NCMS	5:34.89	23	Henry, Angela	46 NCMS	8:30.00
2	Gregory, Kaley D	23 UC12	4:54.50	5	Roddin, Julie	39 ANCM	5:40.94	24	Richardson, Billie C	45 MTMS	8:39.07
3	Pepper, Elizabeth	22 NCMS	5:10.00	6	Downing, Jennifer	37 NEM	5:43.97	50-54			
4	Arnold, Allison A	23 TOC	5:11.04	7	Maidenberg, Eve G	39 MAM	5:49.71	1	Hug, Laurie	51 1776	5:30.35
5	Alef, Valerie M	23 SLAM	5:27.69	8	Flesner, Brooke	36 NAM	6:00.00	2	Elias-Williams, Maria L	51 PALM	5:40.23
6	Herzog, Adrienne R	18 DUCK	5:35.00	9	Baudis, Christina	39 NEM	6:10.08	3	Wager, Susan	50 NYAC	5:40.40
7	Sall, Ashleigh J	22 OMAH	5:40.00	10	Congdon, Heather B	37 SFTL	6:15.00	4	Irish Bostic, Linda	52 PBM	5:42.29
8	Balz, Marielle	24 AGUA	5:50.00	11	Louhichi, Nadia	35 SNM	6:17.26	5	Klestinec, Robin L	54 NAM	5:45.00
9	Brink, Opal E	21 QMST	5:50.83	12	Trom, Kelsey A	37 KAC	6:24.66	6	Redfield, Carol A	50 NCMS	5:49.26
10	Rossi, Ashley	24 UC17	5:54.68	13	Toner, Michelle A	35 HOLY	6:29.20	7	Petersen, Charlotte	51 SPM	5:50.00
11	Shepherd, Bridget E	22 DUCK	6:00.00	14	Old, Catherine A	38 NCMS	6:51.41	8	Countryman, Marianne	51 GAJA	5:54.32
12	Ayala, Claire	23 ISWM	6:00.00	15	Cohen, Rachel F	38 REDT	6:54.57	9	Saucy, Stephanie A	52 1776	6:02.17
13	Huetteman, Audrey	23 DUCK	6:12.63	16	Stow, Meredith A	37 LAS	7:00.02	10	Vanderpoel, Nicole L	51 CMS	6:03.85
14	Gableman, Andrea	24 WMAC	6:22.00	17	Werner, Kelly	36 BUMS	7:04.33	11	Delorey, Laura E	53 NEM	6:05.50
15	Turner, Jesse	23 PALM	6:34.80	40-44				12	Reinke, Cheryl M	51 PALM	6:13.69
16	Caulfield, Miranda	19 PSM	7:08.30	1	Limke, Tobi L	41 EST	5:30.33	13	Dore, Mary G	52 NCMS	6:17.97
17	Carson, Rachel A	24 UC12	7:30.00	2	Jauernig, Anja	43 BCTM	5:31.00	14	Stephenson, Sally H	54 O*H*	6:18.05
18	Curry, Linsey A	18 CWST	7:32.00	3	Crusco, Kysa M	40 NEM	5:38.44	15	Howard, Amy	51 QMST	6:23.22
19	Carey, Melissa	24 AGUA	7:45.40	4	Bruce, Stacey L	41 PALM	5:39.46	16	Harrill, Kiran C	50 NCMS	6:26.60
25-29				5	Maguire, Rose K	40 REDT	5:40.00	17	McGee, Carmon	54 NCMS	7:10.99
1	Kastes, Katie C	26 TOC	4:55.00	6	Conze, Margaret G	44 LAS	5:45.00	18	Krugman, Elaine	54 GAJA	8:15.00
2	Bicek, Adrienne L	25 IM	4:58.99	7	Gonzalez, Sabra B	40 WHA	5:50.00	19	Flynn, Sandra P	51 NEM	8:35.00
3	Mohorn, Heather D	29 FINS	5:21.45	8	Olson, Ashley C	44 KM	5:50.09	20	Bogue, Sherri L	52 SPM	9:57.49
4	Webb, Amy K	29 AWJ	5:29.96	9	Hindle, Lori D	40 NEM	5:50.58	55-59			
5	Woodford, Molly	26 WMAC	5:30.72	10	Lehman, Jessica M	40 UC12	6:00.33	1	Jones, Eney	55 DAMM	5:45.55
6	Bofinger, Sarah E	29 COLU	5:43.44	11	Natkin, Heidi	42 AWJ	6:00.84	2	Nelson, Judy A	55 CMS	5:55.57
7	Conway, Jessica	28 LAS	5:47.28	12	Lindquist, Carrie T	40 NCMS	6:07.30	3	Meyer, Marguerite	57 TOC	5:56.01
8	Shea, Amelia M	25 UC13	5:47.30	13	McCarthy, Michelle C	40 WMAC	6:09.54	4	Grilli, Tracy L	59 NEM	5:57.14
9	Sciacca, Krysten M	28 BCTM	5:49.27	14	Simpson, Shauna M	44 WM	6:18.19	5	Crowder, Barbara W	58 NCMS	6:04.14
10	Mahaney, Melanie A	25 SVY	6:05.00	15	Bishop, Laura J	43 BUMS	6:20.00	6	Brown, Denise H	56 MICH	6:05.51
11	Dudley, Mariah V	28 VMST	6:10.73	16	Gitzinger, Jennifer L	41 LIB	6:34.47	7	Oliver, Karen M	56 OACM	6:09.00
12	Beckwith, Caitlin H	29 BUMS	6:14.78	17	Mervich, Hollie J	41 NCMS	6:59.99	8	Murray, Gail C	58 SKY	6:13.54
13	Forney, Emily J	27 NCMS	6:14.84	18	Hartley, Chris G	41 GAJA	7:30.00	9	Tokayer, Susan	56 WM	6:13.54
14	Vayda, Shannon E	27 ALEX	6:56.58	19	Poag, Freida	44 NCMS	8:00.00	10	Jensen, Sue	55 NEM	6:14.78
15	Baldwin, Tricia A	25 SKY	8:08.18	20	Sega, Ally	43 CONN	8:00.38	11	Stokes, Karin E	55 NEM	6:26.00
30-34				21	Volz, Kristin R	42 SFTL	8:20.77	12	Miller, Patricia M	55 VMST	6:30.69
1	Williams, Melinda B	34 NEM	5:18.94	22	Beels, Kendall R	43 RMST	9:01.50	13	Caves, Judy F	56 CHAR	6:37.55
2	McWilliams, Katie L	32 ALEX	5:30.01	45-49				14	Whelchel, Nancy L	56 NCMS	6:38.55
3	Greene, Shannon E	30 1693	5:35.20	1	Dawson, Deborah	47 EST	5:27.00	15	Maleike, Corinna M	55 CMS	6:40.90
4	Liberty, Laurel M	34 LIB	5:35.57	2	Dooley, Katy	49 TXLA	5:30.70	16	Harasz, Melissa	56 SPM	6:43.00
5	Letendre, Claire A	30 NEM	5:41.94	3	Gianniny, Dana	46 ROCH	5:35.00	17	Burton, Tamara	57 PBM	6:47.47
6	Cox, Allison L	31 PSM	5:44.18	4	LeClair, Dale A	46 HAFL	5:51.71	18	Kregor, Janice	59 SKY	6:58.53
7	Yeager, Lauren E	32 SPM	6:00.00	5	Texel, Paula M	45 SPM	5:52.04	19	Montgomery, Victoria J	55 CASC	7:25.00
8	Holland, Anna	34 PALM	6:08.75	6	Koehler, Deanna C	46 CVMM	5:53.71	20	Knowles, Nancy C	58 SWIF	7:51.46
9	Pelczynski, Kathleen	30 NCMS	6:10.94	7	Richardson, Kim G	47 CMS	5:56.66	21	Berry, Jo-Ann	59 PBM	8:05.00
10	Tosh, Megan M	31 GAJA	6:15.24	8	Dombay, Denise L	49 GERM	5:59.00	60-64			
11	Chamberlin, Marion G	30 NCMS	6:18.95	9	Moffett, Erica L	46 SFTL	6:04.33	1	Einsidler, Karen L	60 AGUA	6:11.43
12	Ostberg, Kristen J	32 NCMS	6:24.00	10	Fredricks, Jennifer	45 CONN	6:05.00	2	Loftus-Charley, Shirley A	64 VMST	6:15.00
13	Murray, Carole A	32 PALM	6:25.31	11	Rogan, Pam W	47 GAJA	6:05.12	3	LaFountain, Darcy H	60 PBM	6:16.53
14	Bergillos, Ara	34 SFTL	6:27.47	12	Tiedemann, Kate A	47 WM	6:10.00	4	Samuelson, Laurie E	60 PBM	6:17.94
15	Odonnell, Meghan	33 ROSE	7:10.95	13	Maycock, Cary W	47 NCMS	6:15.40	5	Hilpert, Bess	60 TXLA	6:29.83
16	Dunstan, Steph	31 NCMS	7:30.00	14	May, Jennifer L	47 WMAC	6:16.23	6	Wainwright, Joanne	60 NCMS	6:36.93
17	King, Sarah C	32 ADMS	10:00.00	15	Salazar, Lynn	49 NCMS	6:20.86	7	Rust, Catherine M	62 PBM	6:38.09
35-39				16	Lifer, Elizabeth L	45 UC13	6:25.08	8	Craffey, Joan P	63 BCTM	6:41.90
1	Wallace, Catherine B	35 YCSC	5:25.44	17	Lassen, Megan M	45 SFTL	6:48.90	9	Call, Nancy A	62 TAOS	6:44.94
2	Whitney, Ashley A	36 NASH	5:29.62	18	Pasterczyk, Christine	49 NEM	6:52.89	10	Quinn, Phyllis E	60 TOC	6:45.00
				19	Dempsey, Michelle	46 NCMS	7:00.00	11	Tourtual, Dorothy M	64 BUMS	6:46.59
				20	Wall, Janet E	47 NCMS	7:29.09	12	Vanderfleet-Scott, Jill A	61 NCMS	6:53.17
				21	Pusch, Judy	46 ASC	7:36.92	13	Wilson, Debbie R	62 NCMS	6:55.76

2016 Nationwide USMS Spring Nationals
Greensboro Aquatic Center
Meet Program - Friday

60-64...(#5 Women 500 Yard Freestyle)

14	Connolly, Petie	62 MMMS	6:59.00
15	Dougherty, Mindy M	63 MVN	7:00.08
16	Stainback, Nancy S	61 PBM	7:02.88
17	Shiely, Robyn	60 GBM	7:11.22
18	Braaten, Kitten	60 VMST	7:14.57
19	Francis, Susan A	63 PALM	7:15.00
20	Allen, Pam J	60 NCMS	7:15.45
21	Gipson, Martha A	60 SPM	7:18.20
22	Willard, Mimi	62 NUTS	7:18.32
23	Hilton, Patti K	63 GSMS	7:19.64
24	Pryor, Betsy G	60 NCMS	7:20.00
25	Harrelson, Jo Ann	60 SPM	7:29.98
26	Lampe, Betty	60 SVY	7:35.00
27	Many, Cecile	62 SMS	7:40.08
28	Schueckler, Leslie	60 BUMS	7:45.00
29	Zollweg, Linda J	62 GAJA	7:51.20
30	Van Ast, Nancy A	64 PALM	8:04.64
31	Erickson, Martha	64 NASH	8:15.00

65-69

1	Miller, Celeste	66 SNM	6:30.00
2	Hare, Fran E	65 PBM	6:44.76
3	Carson, June F	67 SYSM	7:03.28
4	Shoenberger, Linda R	68 TAM	7:05.19
5	Gault, Terry Sue M	65 VMST	7:10.25
6	Guthrie, Sally K	66 MICH	7:13.51
7	Barry, Marcia L	67 VMST	7:15.09
8	Lyman, Carolyn B	65 JCC	7:15.65
9	Landey, Leslie J	65 GAJA	7:17.52
10	Quintero, Myriam	66 SFTL	7:30.00
11	Page, Anne M	68 NCMS	7:31.29
12	Ventura, Rosa V	68 SFTL	7:35.00
13	McDowell, Teresa W	65 SLAM	7:45.65
14	Mitchell, Suzanne	67 PBM	8:15.62
15	DeVennish, Elaine H	67 NAM	8:17.51
16	Nathan, Laura B	67 MICH	9:00.42

70-74

1	Slifer, Kathy M	70 NEM	7:01.78
2	Pohlmann, Mary M	71 SLAM	7:51.80
3	Morris-Wingeter, Pamela W	71 GS	8:06.58
4	Ridout, Nancy J	74 TAM	8:15.00
5	Caron, Aagje A	74 GBM	8:33.09
6	Dameron, Pam D	70 QMST	8:40.08
7	Arnold, Tita W	74 SKY	8:45.00
8	Katz, Jane	73 AGUA	8:52.00
9	Tyler, Sarah L	71 SNM	8:58.64
10	Shockro, Ellen K	73 NOVA	9:02.41
11	Foley, Carolyn	72 PBM	9:09.28
12	Catlin, Vicki	71 SKY	10:06.44
13	Saunders, Patricia A	72 AGUA	10:08.57
14	Avery, Susan H	74 MM	11:54.01

75-79

1	Griffin, Joan	78 ADMS	10:15.03
---	---------------	---------	----------

85-89

1	Martin, Sara M	85 UC11	13:00.00
---	----------------	---------	----------

#7 Women 100 Yard IM

Lane	Name	Age	Team	Seed Time
Heat 1 of 26 Finals				
3	Blackwell, Ceil W	75	NCMS	1:50.00
4	Jebe, Margit H	77	T2NM	1:38.00
5	Stretch, Nancy	76	TOC	1:48.44
6	Waldbaum, Joan B	85	1776	2:13.89
7	Eisele, Barbara M	85	LOCO	2:38.78
8	Detrick, Johnnie	80	VMST	1:44.03
Heat 2 of 26 Finals				
2	Dillon Stewart, Jane E	73	WMAC	1:56.16
3	Panker, Karen G	70	FACT	1:40.98
4	Kranpitz, Nancy	71	WMAC	1:34.80
5	Slifer, Kathy M	70	NEM	1:24.25
6	Charron, Emma J	71	UC14	1:29.80
7	Hill, Marcia M	71	WCM	1:38.67
8	Detjen, Carol J	71	UC17	1:56.02
9	Hanna, Nancy B	73	HACM	2:00.67
Heat 3 of 26 Finals				
2	Roark, Frances L	69	AMS	1:49.83
3	Fleming, Lucy J	66	BUMS	1:39.50
4	Christenson, Candy J	69	WMAC	1:42.28
5	Ackert, Alison A	51	NEM	1:45.02
6	Inverso, Kim M	50	1776	1:47.88
7	Ruebel, Deb	59	NCMS	1:45.56
8	Scheidt, Phyllis A	56	SPM	2:25.00
9	Johns, Margaret S	61	NEM	2:10.00
Heat 4 of 26 Finals				
1	Schneider, Margo M	68	GAJA	1:32.99
2	Page, Anne M	68	NCMS	1:30.15
3	Lyman, Carolyn B	65	JCC	1:26.90
4	Hayes, Christie M	68	NEM	1:20.09
5	Davis, Charlotte M	66	PSM	1:11.50
6	McCloskey, Cecilia D	66	1776	1:13.00
7	Brown, Dana B	68	PALM	1:20.33
8	Douglass, Marilyn	66	O*H*	1:29.75
9	Korsedal, Susan D	65	UTAH	1:31.05
10	Tyler, A Susan	67	SNM	1:37.45
Heat 5 of 26 Finals				
1	Booth, Susan K	61	TXLA	1:30.00
2	Dougherty, Mindy M	63	MVN	1:27.12
3	Guins, Ann H	62	SYSM	1:24.84
4	Francis, Susan A	63	PALM	1:20.00
5	Bright, Janet H	60	1776	1:18.40
6	Woolslayer, Jeannie L	62	STAR	1:19.00
7	Craffey, Joan P	63	BCTM	1:20.44
8	Schueckler, Leslie	60	BUMS	1:27.00
9	Connolly, Petie	62	MMMS	1:27.31
10	McDaniel, Kathy	64	PSM	1:38.00

Heat 6 of 26 Finals

1	Falcigno, Pamela M	60	SFTL	1:18.24
2	Amick, Beverly O	61	NCMS	1:17.14
3	Wolff, Melinda S	63	1776	1:16.59
4	Kryka, Nancy	61	SYSM	1:15.22
5	Estel, Beth A	60	NEM	1:11.21
6	Morrison, Lynn	61	NTXL	1:13.18
7	Rosener, Karen K	62	CMS	1:16.50
8	Maccurdy, Krissy	63	NTXL	1:17.00
9	Loftus-Charley, Shirley A	64	VMST	1:18.00
10	McKelvey, Christina J	62	NTXL	1:18.28

Heat 7 of 26 Finals

1	Underbrink, Mary	57	PSM	1:37.97
2	Peters, Melissa	57	EST	1:26.00
3	Tiska, Patty A	56	NCMS	1:21.98
4	Savage, Mary Anne	55	TPIT	1:20.60
5	Geld, Sara S	58	CVMM	1:16.58
6	Whelchel, Nancy L	56	NCMS	1:19.51
7	Stewart, Sandra	57	UC10	1:20.64
8	Johnston, Blossom P	56	SAWS	1:22.31
9	Seay, Nancy V	56	NCMS	1:34.82
10	Orzalli, Betty L	58	VCM	1:40.12

Heat 8 of 26 Finals

1	Almand, Jennifer	57	GAJA	1:15.62
2	Groselle, Laura L	55	SYSM	1:13.00
3	Brightwell, Kim M	56	RMST	1:10.53
4	Courtney, Zena H	56	PSM	1:09.25
5	Wenzel, Chris	56	PBM	1:08.48
6	Bailey, Monica M	55	NTXL	1:08.90
7	Mareb, Karen M	57	NEM	1:10.16
8	Ganze, Cathy	58	SDSM	1:10.91
9	Ryan, Wendy	58	NIAG	1:15.17
10	Murray, Gail C	58	SKY	1:16.28

Heat 9 of 26 Finals

1	McGee, Carmon	54	NCMS	1:31.92
2	Boileau, Ute C	53	CMS	1:27.41
3	Zraket, Lisa	51	NEM	1:24.55
4	Kramer, Adrienne	50	NCMS	1:21.94
5	Clark, Dawn D	51	SPM	1:19.30
6	Hecimovich, Beth A	50	NCMS	1:20.80
7	Gregory, Carol M	51	NCMS	1:23.80
8	Morris, Mary K	50	MINN	1:24.62
9	Aragon, Leah A	52	GS	1:30.92
10	Legarth, Patricia C	52	NCMS	1:34.99

Heat 10 of 26 Finals

1	Russell, Lee Ann S	53	VMST	1:19.00
2	Hallman-Kenner, Cathy L	50	PALM	1:18.03
3	Stephenson, Sally H	54	O*H*	1:16.15
4	Harrill, Kiran C	50	NCMS	1:15.35
5	Cialdella-Morehead, Lorna	51	BERK	1:15.00
6	Quillen, Diane E	52	NCMS	1:15.34
7	Kellinger, Jenny M	53	VMST	1:15.81
8	Jackson, Cissy B	50	MGCM	1:17.30
9	Witt, Cherie A	51	CPYM	1:18.82
10	Weldon, Leslie H	51	MM	1:19.09

P2LIFE WILL IMPROVE YOUR PERFORMANCE IN AND OUT OF THE WATER

These champions KNOW IT.

They're all committed Masters swimmers, train hard, love life, are all World Record Holders, and they have all taken P2Life daily for years.



Laura Val - A 2015 World Masters Swimmer Of The Year

"While I think my diet meets the nutritional needs of the average adult female, training hard every day adds additional requirements. I believe the body needs to be refuelled with protein shortly after working out. The NutriBoost shake is the perfect solution. I drink it right after practice and a couple times during the day and it tastes amazing!"

Rich Abrahams - A 2015 World Masters Swimmer Of The Year

"When I was younger I ate anything, but now I realise the importance and have switched from quantity to quality. With all the research out there I chose P2Life years ago. I recommend and take 4 of their products. Their Nutriboost which is superb for protein and overall nutrient recovery - I take a double serving after every workout. Their Powerboost for explosive strength and speed. Their EnduroBoost Adaptogens, helps me train harder and recover faster. And their Men's Multivitamins."



Rick Colella - A 2014 World Masters Swimmer Of The Year

Although I try to eat healthy, I've found that using P2Life makes a difference in how I feel, especially during workouts. I'm able to work out harder. It's important to maintain good nutrition even if you're not competing. I've also found it important when traveling for meets. Trying to maintain nutrition on the road and perform at a competition is a challenge. It's hard to maintain good nutrition when eating in restaurants. But getting it in the form of a Nutriboost shake is easy. Also, at national meets, our team will often rent a house, then buy food and cook like we do at home.

David Guthrie - A 2014 World Masters Swimmer Of The Year

"My biggest limitation was failing to recognize the true importance of proper nutrition. Good or bad, what we eat has a profound impact not only on our ability to perform and recover but on our quality of life. Complete, consistent nutrition is a key factor in my ability to perform at a high level. P2Life is an essential part of an effective nutritional plan that I enjoy every day. It works."



P2LIFE™
PERFORMANCE NUTRITION

2016 Nationwide USMS Spring Nationals
Greensboro Aquatic Center
Meet Program - Friday

Heat 11 (#7 Women 100 Yard IM)

1	Fuss, Karen K	50 GSMS	1:14.89
2	Wolff, Celia	50 NCMS	1:12.52
3	Souther, Carolyn G	52 NCMS	1:12.00
4	Groves, Lisa J	51 RMST	1:09.87
5	Treible Slaton, Kathy	53 PBM	1:09.12
6	Redfield, Carol A	50 NCMS	1:09.48
7	Kupan, Cheryl A	51 SPM	1:10.13
8	Ferry Phillips, Krissy	53 PBM	1:12.18
9	Smith, Liesl G	51 IM	1:14.38
10	Gulley, Wendy	50 NEM	1:15.00

Heat 12 of 26 Finals

1	Cleavenger, Becky	52 CVMM	1:07.65
2	Patterson, Annette W	50 VMST	1:07.16
3	Wager, Susan	50 NYAC	1:06.60
4	Williams, Susan O	50 LAS	1:05.00
5	Willeboordse, Fall	50 BCTM	1:01.48
6	Pipes, Karlyn A	54 SDSM	1:02.18
7	Nowak, Elizabeth A	52 NCMS	1:06.42
8	Rapuano, Lisa O	50 EST	1:06.61
9	Welting, Laureen K	50 TOC	1:07.22
10	Jacobson, Kendal R	50 TXLA	1:07.91

Heat 13 of 26 Finals

1	Erington, Emily A	48 ASC	1:30.00
2	Wall, Janet E	47 NCMS	1:27.77
3	Soleo, Cari S	47 NCMS	1:25.10
4	Maynard, Lisa D	46 ARIZ	1:22.44
5	Lovato, Laura C	46 NCMS	1:17.01
6	Dalton, Alicia	46 QMST	1:19.47
7	Hart, Jill	46 NCMS	1:22.64
8	Walters, Suzanne J	45 NAMI	1:27.08
9	Hefner, Kara L	45 NCMS	1:29.00
10	Lawton, Cynthia	46 NCMS	1:30.50

Heat 14 of 26 Finals

1	Rossi, Leann M	49 ART	1:16.71
2	Ciaccio, Leslie J	49 IM	1:14.57
3	Rhodes, JerrieLynn	48 NCMS	1:14.41
4	Holden, Maureen H	46 NCMS	1:14.00
5	Ballenger, Angie	46 NCMS	1:12.52
6	Olsen, Cat	46 RAM	1:13.51
7	Heil, Michelle E	45 NTXL	1:14.00
8	Carter, Eddie C	45 NCMS	1:14.43
9	Cagle, Shannon B	49 PALM	1:14.79
10	Sorghagan, Marilyn L	49 NEM	1:16.93

Heat 15 of 26 Finals

1	Simmons, Cheryl A	49 ROSE	1:10.75
2	Buzzelli, Tara A	47 YGF	1:10.58
3	Monaghan, Ann S	49 JAM	1:08.50
4	Seavall, Kelly J	47 CMS	1:06.19
5	Gary, Kristin J	48 NYAC	1:02.42
6	Goodale, Rainy M	46 NEM	1:05.44
7	Cleven, Detra R	47 KAC	1:08.15
8	Gass, Melissa	48 NCMS	1:09.09
9	McPherson, Chris A	48 ENSW	1:10.69
10	Tate, Holly	48 TMAT	1:11.10

Heat 16 of 26 Finals

1	Haywood, Megan E	34 VMST	1:36.00
2	Savage, April G	32 SWIF	1:20.01
3	Eades, Elizabeth M	30 NCMS	1:17.26
4	Johnson, Julie A	30 UC13	1:13.19
5	Ostberg, Kristen J	32 NCMS	1:15.00
6	Lukens, Sarah R	33 VMST	1:19.00
7	Trainor, Gabriela	30 LAS	1:26.00
8	Pace, Austyn C	35 POWM	1:22.21
9	Desotelle, Anne M	43 NCMS	1:25.27

Heat 17 of 26 Finals

1	Meyenburg, Aubrey	40 UC05	1:21.43
2	Jenkins, Alison	42 NAMI	1:15.47
3	Gonzalez, Sabra B	40 WHA	1:15.00
4	Zazella, Jamie	40 PALM	1:13.49
5	Haberstich, Carrie	44 IM	1:13.27
6	Ruppel, Laura M	40 CMS	1:13.33
7	Radtke, Julie	40 ISWM	1:13.50
8	Sleman, Suzy D	42 1693	1:15.29
9	York, Sandi	40 PSM	1:17.62
10	Mervich, Hollie J	41 NCMS	1:21.67

Heat 18 of 26 Finals

1	Riley, Jennifer C	43 NCMS	1:12.50
2	Kratz, Caroline I	40 NCMS	1:09.88
3	Dunn, Sara	43 NCMS	1:08.67
4	Plotz-Saribalas, Amy M	43 NAM	1:06.35
5	Lindauer, Kerry	41 NCMS	1:02.45
6	Schaetz, Trina R	43 WMAC	1:03.46
7	Perez, Sarah M	40 WMAC	1:06.50
8	Stuart, Julie	42 TNAQ	1:09.60
9	Whitworth, Katie K	41 NCMS	1:12.17
10	Hughes, Megan	42 MINN	1:12.69

Heat 19 of 26 Finals

1	Glasgow, Ginny Ann	36 POWM	1:15.51
2	Maidenberg, Eve G	39 MAM	1:12.79
3	Keto, Alexis D	37 CMS	1:10.58
4	Strobl, Lori C	36 POWM	1:09.58
5	Chozick, Kristen L	35 UC43	1:07.00
6	Hurtubise, Courtney N	36 1693	1:08.05
7	Quattropani, LeeAnne	37 NCMS	1:10.18
8	Harris, Kristen S	39 1693	1:11.15
9	Baudis, Christina	39 NEM	1:13.46
10	Fischer, Christine	35 CMS	1:20.57

Heat 20 of 26 Finals

1	Carson, Emily C	37 NCMS	1:06.78
2	Yocum, Kari	38 PALM	1:05.78
3	Sturgis, Karen M	37 GS	1:04.10
4	Whitney, Ashley A	36 NASH	1:03.70
5	Linke, Lyndsey M	36 CMS	1:00.70
6	Dowgiert, Angela	36 NEM	1:03.31
7	Moro, Erin C	37 PALM	1:03.81
8	Stump, Karen M	37 NCMS	1:04.86
9	Lindsey, Elizabeth H	38 NCMS	1:06.21
10	Gorman, Maura L	39 NYAC	1:07.00

Heat 21 of 26 Finals

1	Kavanagh, Lorilee M	32 PALM	1:11.35
2	Erickson, Lauren	31 NASH	1:10.17
3	McWilliams, Katie L	32 ALEX	1:08.21
4	Schneider, Leah R	31 WMAC	1:04.69
5	Carlson, Megan M	32 INDY	1:00.03
6	Watanabe, Naoko	33 TOC	1:00.98
7	Watterson, Laura A	31 NCMS	1:07.00
8	Ring, Elizabeth A	31 NCMS	1:09.49
9	McGrail, Crystie	31 GBM	1:10.29
10	Drury, Heather M	32 NCMS	1:11.54

Heat 22 of 26 Finals

3	Price, Amanda A	28 NCMS	1:41.38
4	Gilson, Kristine	28 HRYB	1:10.26
5	Young, Meg	27 UC24	1:09.06
6	Zuccone, Elizabeth A	27 YC04	1:10.00
7	Shirk, Meredith I	27 YCSC	1:23.93
8	Dugan, Kylie M	20 CWST	1:45.00

Heat 23 of 26 Finals

1	Thompson, Caroline D	28 NCMS	1:08.47
2	Sciacca, Krysten M	28 BCTM	1:07.66
3	Pratt, Kristen E	26 NYAC	1:05.00
4	Kosciusko, Caroline D	25 NCMS	1:04.51
5	Bambusch, Hailey	25 OREG	1:04.21
6	Curran, Caitie B	28 GAJA	1:04.43
7	Webb, Amy K	29 AWJ	1:04.83
8	Hauser, Ashley M	28 ROSE	1:05.98
9	Kloppe, Kelly A	26 YCFM	1:08.45
10	Chang, Grace O	25 BCTM	1:08.58

Heat 24 of 26 Finals

1	Harris, Margaret A	26 CRAB	1:02.55
2	Hughes, Christine V	25 TOC	1:02.50
3	Pisano, CJ	29 PBM	1:01.43
4	Schauwecker, Jessica L	26 FAST	59.98
5	Houston, Katy	28 TOC	58.48
6	McGraw, Kathleen E	29 TOC	58.89
7	Ripley, Rachel A	25 AGUA	1:00.31
8	Parsons, Kristina M	25 NYAC	1:01.99
9	Olson, Christine A	25 TOC	1:02.50
10	Ballard, Jessica	27 PALM	1:03.88

Heat 25 of 26 Finals


1	Huetteman, Audrey	23 DUCK	1:20.70
2	Van Volkenburg, Laura C	24 SFM	1:12.58
3	Collins, Megan M	24 UC09	1:10.00
4	Nievergelt, Hailey B	22 PALM	1:07.66
5	Perkins, Tajia	20 TMAT	1:07.46
6	Shaner, Sara	24 1693	1:07.60
7	Reischmann, Mary	22 SPM	1:09.81
8	Barnick, Angela	21 PSM	1:11.59
9	Kim, Eileen J	24 BUMS	1:15.56
10	Olden, Sarah E	22 CWST	1:35.97



**Riverside Aquatics Association
is Proud to Host
2017 NATIONWIDE USMS
SPRING NATIONALS
APRIL 27-30, 2017
RIVERSIDE AQUATICS COMPLEX
RIVERSIDE, CA**



- Host to CIF-SS Swimming and Diving 2011-2016 *and* Southern California Swimming Junior Olympics 2012-2016
 - A walkable main street and a host of historic spots
- Within an hour of all Southern California major attractions (Palm Springs, Disneyland, Universal Studios, Beaches & Mountains)



Visit RAA-swim.org for more information

**2016 Nationwide USMS Spring Nationals
Greensboro Aquatic Center
Meet Program - Friday**

Heat 26 (#7 Women 100 Yard IM)

1	Gentsch, Katherine L	24 ARMS	1:07.17
2	Pedote, Elyssa	23 TOC	1:06.00
3	Adams, Laura D	24 ROSE	1:05.85
4	Flinn, Rachel	24 NYAC	1:02.60
5	Mizerak, Gabrielle M	24 1693	1:00.86
6	Kaywork, Alyson	22 GAJA	1:02.50
7	Gregory, Kaley D	23 UC12	1:05.50
8	Kerr, Danielle A	24 UC14	1:06.00
9	Cook, Caitlin R	24 NCMS	1:06.99
10	Nolte, Jeanette C	24 IM	1:07.45

#8 Men 100 Yard IM

Lane	Name	Age	Team	Seed Time
------	------	-----	------	-----------

Heat 1 of 42 Finals

1	Barrett, Steve	82 NCMS	2:05.00
2	Marchbanks, Jerry L	80 PBM	1:36.16
3	Lauer, William J	81 TNAQ	1:24.47
4	Bailie, Bob	80 WMST	1:32.69
5	Mitchell, Tom	83 SDSM	1:48.26
6	Manheim, Frank T	85 RMST	1:55.09
7	McClow, Richard I	85 IM	1:43.73
8	Kortheuer, John D	85 NCMS	1:50.00
9	Maine, Thomas O	90 SLAM	1:58.36
10	Parks, Ron	73 NCMS	2:10.00

Heat 2 of 42 Finals

1	Learmonth, William R	76 O*H*	1:39.39
2	Colyer, Bob	77 LOCO	1:29.56
3	Verth, Tom	77 SYSM	1:20.00
4	Freshley, Mike R	75 ROSE	1:09.69
5	Wolfé, Artie	76 INDY	1:15.66
6	Hamada, Ahmed G	77 GOLD	1:26.06
7	Bugel, Peter M	77 PBM	1:37.00
8	Zamon, Frederick J	74 GMUP	1:27.66
9	King, William B	71 CMS	1:26.00
10	Gadol, Louis C	74 NCMS	1:31.47

Heat 3 of 42 Finals

1	Iselin, Christian R	72 YCFM	1:23.43
2	Brundage, Warner F	73 BRSM	1:20.77
3	Welty, Bob	71 DAMM	1:17.51
4	Quiggin, David	71 PBM	1:09.69
5	Strand, Robert	70 SAWS	1:06.50
6	Burns, Richard	72 TAM	1:07.50
7	Kute, Tim E	70 NCMS	1:15.31
8	Kremer, James N	70 CMS	1:20.00
9	Bergman, John	74 MINN	1:21.20
10	Walters, Dan M	70 ROCH	1:25.00

Heat 4 of 42 Finals

1	Brown, Stephen C	49 NCMS	1:14.78
2	McClellan, Gary J	49 PBM	1:13.30
3	Lewis, Kevin C	45 PALM	1:12.81
4	Kern, Paul E	47 NCMS	1:14.00
5	McFadden, Edmund W	55 NASH	1:39.29
6	Northrop, Bill	57 PALM	1:23.91
7	Weischedel, Garry R	58 ADMS	1:25.00
8	Tulin, Michael	61 ROSE	1:53.52
9	Purdie, John A	66 NCMS	1:44.00

Heat 5 of 42 Finals

1	Bean, Gary O	66 NCMS	1:29.09
2	McQuiggan, Frank	67 NEM	1:23.00
3	Seligson, Steve	69 SPM	1:18.00
4	Haywood, Henry D	67 NCMS	1:17.50
5	Harmon, David C	66 ANCM	1:17.05
6	Solomon, David L	67 SFTL	1:17.33
7	Palmer, Bill S	65 MICH	1:17.66
8	Grass, Greg M	65 UC15	1:20.12
9	Klements, Newton	69 PALM	1:26.97
10	Traester, William F	67 CONN	1:41.77

Heat 6 of 42 Finals

1	Pot, Eugene T	65 BUMS	1:14.86
2	Brzezinski, Jay	69 PALM	1:11.00
3	DeWitt, Peter	65 DLMA	1:09.40
4	McPherson, Andrew M	69 DAM	1:07.95
5	Kerns, Hubie	66 VCM	1:04.18
6	Gruber, Glenn A	66 VCM	1:06.36
7	Day, Lawrence J	65 MICH	1:09.20
8	Couch, Bob E	69 SYSM	1:09.89
9	Oates, David R	65 NEM	1:11.92
10	Reid, Joe	67 GAJA	1:15.69

Heat 7 of 42 Finals

1	Cox, Stan	60 NCMS	1:35.00
2	Thompson, James P	61 TNAQ	1:18.20
3	Munson, Arthur L	63 BUMS	1:15.00
4	Parler, David A	60 PALM	1:13.87
5	Hopkins, Christopher J	61 UC13	1:13.50
6	Paushter, Stephen L	64 BUMS	1:13.66
7	DeRoode, Bob	60 SLAM	1:15.00
8	Miller, Richard N	61 NCMS	1:15.84
9	Henson, Steven L	62 NCMS	1:23.00
10	Roszbach, Robert	64 MICH	1:44.00

Heat 8 of 42 Finals

1	Fuller, Paul W	62 NEM	1:12.00
2	Saint-Amour, Craig E	63 AGUA	1:10.70
3	Toth, Dennis J	61 MICH	1:10.00
4	Coxhead, George L	63 NCMS	1:09.37
5	Stanback, John H	62 CMS	1:08.00
6	Schmitz, Bob L	63 NCMS	1:08.87
7	Collier, Scott J	61 AKMS	1:09.56
8	Allen, Tim	62 NEM	1:10.48
9	Chapman, Gerry M	64 NCMS	1:11.06
10	Klope, Chet	60 GSM	1:13.21

Heat 9 of 42 Finals

1	Hildebrandt, David C	61 GAJA	1:04.01
2	Hamilton, Berry	63 NTXL	1:03.31
3	Lindstedt, David P	60 LAPS	1:02.39
4	Groselle, Jack R	61 SYSM	1:00.77
5	Shead, Timothy M	63 SFTL	59.50
6	Graham, Donald	61 PSM	1:00.55
7	Martin, Doug	62 ARKM	1:01.50
8	Mykleby, Geoff L	63 WMAC	1:03.00
9	Vestal, Neal L	61 NCMS	1:03.81
10	Kelsoe, Robert	62 NTXL	1:06.50

Heat 10 of 42 Finals

1	Batman, John	58 MEDM	1:14.50
2	Grzeszczak, John S	57 HAFL	1:12.11
3	Hall, James	55 HUNT	1:11.31
4	McGinty, Michael N	58 PALM	1:10.25
5	Vargas, Glen A	55 SYSM	1:10.20
6	Bergman, Michael T	55 UC17	1:10.22
7	Griffin, Jim	58 1693	1:11.13
8	Raine, Charlie	56 LAPS	1:12.00
9	Singletary, Henry P	55 NCMS	1:12.74
10	Buchanan, Bill	56 NCMS	1:23.90

Heat 11 of 42 Finals

1	Reuning, Peter R	56 UC45	1:10.09
2	Eddy, Pat	59 GAJA	1:10.00
3	Gugino, Douglas A	55 CONN	1:09.00
4	McKinnon, Bill	55 TNAQ	1:08.92
5	Deppé, Tom W	58 VMST	1:08.69
6	Keating, Raymond G	56 VMST	1:08.90
7	Weischedel, Brian	56 ADMS	1:09.00
8	Kubicki, Scott	57 TNAQ	1:09.60
9	Watkins, Doug	55 PPSL	1:10.06
10	Toth, Peter P	56 UC21	1:10.10

Heat 12 of 42 Finals

1	Shipp, Bill	56 UMAC	1:08.50
2	Fisher, Dennis E	56 NAM	1:08.00
3	Nelson, Kurt D	56 CMS	1:06.57
4	McFarland, James A	56 NCMS	1:05.50
5	Voss, Frank R	56 CASC	1:05.29
6	Shake, Joe	57 CAT	1:05.47
7	Callahan, Jim	58 NAM	1:06.55
8	Ellwanger, Gregg	56 GAJA	1:07.50
9	Gleason, Thomas H	59 NYAC	1:08.00
10	Kowalski, David C	55 NCMS	1:08.62

Heat 13 of 42 Finals

1	Moreno, Al	57 PBM	1:05.00
2	Divjak, Zdravko	59 SDSM	1:04.03
3	Richardson, Terry	55 ARIZ	1:03.55
4	Steinhafel, Mark J	55 WMAC	1:03.32
5	Hamm, Michael L	58 KM	1:01.92
6	Slater, Douglas K	58 1693	1:02.50
7	Evans, Dave	55 ARIZ	1:03.50
8	Blommel, Gregory G	56 WMAC	1:03.86
9	Menches, Robert C	55 PALM	1:04.33
10	Soltys, Ted J	55 IM	1:05.00

Heat 14 of 42 Finals

1	Haynie, Carl	55 PSM	1:01.63
2	Sherman, Bill	57 MOVY	1:01.13
3	Berry, David D	56 MATT	1:00.07
4	Carter, Paul V	58 TOC	59.00
5	Kone, Bruce C	58 RICE	57.38
6	Golden, Larry	55 ARKM	58.09
7	Johnson, Eric A	55 REDT	59.50
8	Kelca, Brian E	55 LAPS	1:01.00
9	Aubrey, Michael	55 SFTL	1:01.25
10	Stultz, Todd W	56 SYSM	1:01.79

**2016 Nationwide USMS Spring Nationals
Greensboro Aquatic Center
Meet Program - Friday**

Heat 15 (#8 Men 100 Yard IM)

1	Randesi, David J	53 BUMS	1:22.04
2	Izzi, James A	54 MICH	1:17.80
3	King, Ian E	53 GAJA	1:09.34
4	Hopkins, Mark	53 NCMS	1:08.50
5	Billings, Raymond	51 AKMS	1:08.10
6	Sieben, Christopher D	52 MINN	1:08.43
7	Potter, Thomas P	53 GAJA	1:09.00
8	Evans, Brian R	51 RMST	1:11.01
9	Dalpiaz, Steve R	50 GSMS	1:20.00
10	Marquand, Wesley L	52 NCMS	1:27.50

Heat 16 of 42 Finals

1	Mangrum, John W	53 NCMS	1:07.82
2	Graffis, Patrick D	53 SNM	1:06.91
3	Moore, John	54 NCMS	1:05.81
4	Reeve, Brian C	53 NCMS	1:05.00
5	Smith, Richard C	50 AMS	1:04.85
6	Whelchel, David	54 LIB	1:05.00
7	Gunzl, Arthur	54 CONN	1:05.36
8	Wyckoff, Benjamin W	51 CONN	1:05.89
9	Blavatnik, Alex	51 SFTL	1:07.00
10	Arnholt, Alan T	52 NCMS	1:08.07

Heat 17 of 42 Finals

1	Caudrillier, Francois J	53 BUMS	1:04.25
2	Smith, Stratton	51 NCMS	1:03.96
3	McCool, Michael J	53 GAJA	1:03.46
4	McCarty, David L	51 PSM	1:03.27
5	Ledger, Clark D	51 LVM	1:03.00
6	Boileau, Mike	54 CMS	1:03.23
7	Bitzenhofer, Mike A	51 NCMS	1:03.39
8	Gordon, Matthew H	52 CONN	1:03.80
9	Procton, Bruce	54 NCMS	1:04.00
10	Johnson, Tim	51 VMST	1:04.50

Heat 18 of 42 Finals

1	Petrov, Konstantin Y	52 MPNY	1:02.61
2	Hancock, Thomas	52 KAC	1:02.45
3	Jones, Brad	50 PSM	1:01.73
4	Christensen, Kurt A	50 MICH	1:01.14
5	Pistorio, Tyge	50 NCMS	59.50
6	Peschel, Keith D	50 SMST	59.97
7	Tyler, Bob	53 NEM	1:01.32
8	Segarra, Rafael G	52 SFTL	1:01.87
9	Power, Scott	53 TBAY	1:02.47
10	Valley, Eric	54 MOVY	1:02.65

Heat 19 of 42 Finals

1	Pulsifer, Andrew B	50 NCMS	59.27
2	Jennings, Bob	50 NCMS	58.99
3	Harris, Gregory	52 VMST	58.53
4	Jimenez, Carlos A	51 RICE	58.10
5	McCool, Chris	51 PALM	57.10
6	Evans, Jeffrey P	50 SVY	57.50
7	Van Dyke, Rick P	51 NTXL	58.39
8	Beatty, Dan C	50 GAJA	58.77
9	Jimenez, Ignacio	50 CMS	59.07
10	Faria, Jose J	50 GSM	59.29

Heat 20 of 42 Finals

1	Patterson, Robert B	45 NCMS	1:10.73
2	Cockrell, Charles E	47 TMAS	1:08.22
3	Quinn, Michael	46 GSMS	1:05.93
4	Sosa-Felicié, Edgardo L	46 SFTL	1:05.60
5	Elizondo, Bill	48 RAM	1:05.33
6	Fadely, Lewis R	46 NCMS	1:05.50
7	Hahn, Darek L	49 JAM	1:05.75
8	Davis, William A	48 NCMS	1:07.58
9	Marcy, Matthew A	48 UMAC	1:09.00
10	Gray, Richard L	47 NCMS	1:11.95

Heat 21 of 42 Finals

1	Lyons, Jeff	45 NCMS	1:05.23
2	Doolittle, John W	46 SPM	1:05.16
3	Mc Bride, Patrick F	46 USF	1:05.15
4	Ingham, Fred	49 PSM	1:05.00
5	Goedecke, Mark A	45 PALM	1:04.62
6	Boswell, Edmund O	46 NCMS	1:04.99
7	Cornell, Eric C	46 NCMS	1:05.00
8	Sever, Michael	45 NCMS	1:05.15
9	Rubenstein, Joel B	46 PBM	1:05.19
10	Sprenger, Kurt	46 VMST	1:05.25

Heat 22 of 42 Finals

1	McGowan, Tom	48 NCMS	1:03.99
2	Hilton, Robert	47 ROCH	1:03.61
3	Robling, Steve W	46 NCMS	1:02.25
4	Schaetz, Daniel J	45 WMAC	1:02.00
5	Bessire, Brent	47 PBM	1:01.76
6	Alsberg, Maoz	47 PSM	1:01.86
7	Lindahl, Lennart	46 PBM	1:02.24
8	O'Leary, Shawn B	46 MESC	1:03.12
9	Semus, Joe	45 MEDM	1:03.90
10	Fuller, Graham E	45 GAJA	1:04.25

Heat 23 of 42 Finals

1	Torres, Mark	46 NCMS	1:01.00
2	Sangmeister, Gary	45 SVY	1:00.50
3	Bryant, Brandon	47 YCFM	1:00.00
4	Garland, Robert	46 CMS	59.00
5	Fletcher, Jeff H	46 NCMS	58.02
6	Dreizler, Todd M	46 UC48	58.80
7	Hill, Andrew J	46 GAJA	59.70
8	Moran, Marty	49 MINN	1:00.05
9	Sandvoss, Keith	45 UC55	1:00.91
10	Petrilla, Eric A	46 SNM	1:01.75

Heat 24 of 42 Finals

1	Cox, Mark	48 RAM	56.94
2	Rees, Greg	46 SVY	56.70
3	Torres, Todd	47 NCMS	56.51
4	Roddin, Jeffrey H	47 ANCM	54.88
5	Granger, Nicolas	48 ROSE	52.00
6	Wharton, Dave L	46 NAM	54.67
7	Benucci, Lorenzo	48 AWJ	55.45
8	Andersen, Morten	45 NCMS	56.63
9	Kitzman, Scott A	46 PBM	56.78
10	Beach, Christopher E	46 PBM	57.92

Heat 25 of 42 Finals

1	Seevers, John L	40 SMST	1:20.00
2	Carney, Kevin J	43 NCMS	1:12.00
3	Su, Billy	42 NCMS	1:10.00
4	Driscoll, Keith E	41 1693	1:09.77
5	Graham, David C	41 NEM	1:07.75
6	Czarnowski, John M	44 NCMS	1:08.44
7	Schreiber, Tim	44 YSF	1:09.93
8	Guillen, Brian D	40 PSM	1:10.00
9	Steinmuller, John S	42 UC07	1:15.00
10	Gomez, Edgardo	43 NCMS	1:39.95

Heat 26 of 42 Finals

1	Eason, Marc T	44 NCMS	1:06.49
2	Folan, Matthew H	43 GAJA	1:05.69
3	Decker, John R	41 GYMS	1:04.61
4	Gerrard, Sean	43 SPM	1:03.65
5	Sadosky, Daniel M	41 NCMS	1:03.57
6	Bingaman, Cory S	41 ALEX	1:03.57
7	Rudolph, Daniel A	44 L4S	1:04.39
8	Catterson, William H	43 NCMS	1:05.62
9	Harrison, Steve W	44 NCMS	1:06.20
10	Gawriljuk, Douglas	44 PBM	1:07.27

Heat 27 of 42 Finals

1	Andrin, Milan	40 NAM	1:03.50
2	Bierman, Rob	40 PALM	1:03.09
3	Roberts, David	44 CRUZ	1:02.51
4	Andreev, Valeri Y	43 UC41	1:02.00
5	McCormick, Bill T	43 NCMS	1:01.17
6	Diaz, Luis A	41 SFTL	1:01.24
7	Drees, Dan R	41 UC45	1:02.22
8	LaMastra, James A	40 O*H*	1:02.66
9	Walter, Joseph M	44 NCMS	1:03.37
10	Stockwell, Zach	41 CRUZ	1:03.50

Heat 28 of 42 Finals

1	Martin, Andrew C	41 NCMS	1:00.92
2	Chilton, James A	40 PALM	1:00.21
3	Goodison, Michael R	44 UMAC	59.53
4	Klepchick, Paul R	41 RAM	59.47
5	Nance, Chad A	43 NAM	59.30
6	Flynn, Robert	41 NCMS	59.34
7	Harrison, Stephen A	40 PALM	59.48
8	Apple, Jonathan	40 NAM	59.53
9	Jones, Matt J	44 HUNT	1:00.90
10	Zilch, Kurt E	43 PBM	1:01.02

Heat 29 of 42 Finals

1	Ohman, Niclas K	41 NEM	57.65
2	Bell, David E	40 CRUZ	57.03
3	Stich, Darryl D	40 WMAC	56.62
4	Fletcher, Van	40 NCMS	55.86
5	Jacobson, Brian L	42 MINN	52.25
6	Williams, Ryan D	42 SFTL	55.27
7	Juiris, Peter C	42 UC21	56.52
8	Cole, David C	40 CRUZ	56.99
9	Van Thielen, Mike	44 YCFM	57.59
10	Niemi, Matthew G	42 USF	58.15

2016 Nationwide USMS Spring Nationals
Greensboro Aquatic Center
Meet Program - Friday

Heat 30 (#8 Men 100 Yard IM)			Heat 35 of 42 Finals			Heat 40 of 42 Finals						
1	Dau, David M	38 KAC	1:08.30	1	Colvert, Brian	32 CMS	58.44	1	Schmidt, Conor B	20 CWST	1:29.34	
2	Benardot, Jacob L	35 PALM	1:04.43	2	Rapp, Larry J	31 SMS	57.30	2	Dahlgren, Bryan W	22 CWST	1:11.00	
3	Machinist, Scott	35 NEM	1:04.16	3	Bey, Matthew D	32 NAM	56.53	3	Ridgeway, Conner R	18 CWST	1:02.00	
4	Barry, Shaun P	39 1776	1:04.10	4	Wells, Geoff	33 BUMS	55.26	4	Rieder, David E	22 PALM	1:00.63	
5	Casto, Sean K	37 PALM	1:04.32	5	Bezugliy, Alexander	30 MPNY	52.18	5	Davis, Cole W	23 TOC	1:00.00	
6	Peppercorn, Andrew H	38 OHSP	1:04.88	6	Deery, Kyle B	31 SYSM	53.79	6	Wood, Alex S	21 PALM	1:00.00	
7	Shaw, Chris	33 UMAC	1:10.00	7	Farreny, Kristopher	30 JAM	56.48	7	Fiamengo, Vince	24 LAPS	1:01.00	
8	Umberger, Larry J	34 NCMS	1:03.68	8	Zarate, Julio L	34 NCMS	57.00	8	Harvison, Matthew H	20 DUCK	1:10.00	
9	Wilson, Todd M	30 PBM	1:06.00	9	Whitehead, Andrew	33 UC55	57.83	9	Clark, Austin D	20 PSM	1:20.85	
10	Luckhurst, Jonathan	34 GAJA	1:14.00	10	Cuellar, Sebastian	31 SFTL	59.05	Heat 41 of 42 Finals				
Heat 31 of 42 Finals			Heat 36 of 42 Finals			Heat 42 of 42 Finals						
1	Bloomfield, Richard A	36 NCMS	1:03.35	1	Shepherd, Tyler	25 UC13	1:08.00	1	Lindholm, Kyle	23 UC13	59.79	
2	Persch, Sean K	37 NCMS	1:02.78	2	Altman-Kurosaki, Jonas Y	27 AGUA	1:02.16	2	Quan, Kevin T	19 DUCK	58.60	
3	Jent, Daniel E	38 ALEX	1:01.63	3	Sites, Tyler P	25 GS	1:00.99	3	Alef, Grant T	23 SLAM	58.14	
4	Jarczynski, Jeffrey	38 GERM	1:00.36	4	Terrell, Jeffrey S	26 UC07	1:00.88	4	Murray, Matthew R	24 TOC	58.00	
5	Kloppe, William R	35 YCFM	59.98	5	Hanselmann, Christian M	26 TNAQ	1:00.00	5	Beaulieu, Connor W	23 ROSE	57.00	
6	Bueter, Bryan A	39 NAM	1:00.07	6	Cordrey, Brandon M	28 NCMS	1:00.87	6	Ksebatl, Fares	24 MICH	57.99	
7	Flemming, Stephen R	35 UC15	1:01.63	7	Stephens, Scott M	28 YCSC	1:00.92	7	Layton, Marcus T	21 PALM	58.00	
8	Billingsley, Patrick	35 PBM	1:02.74	8	Lebost, Daniel J	29 PBM	1:01.25	8	McFarland, Tyler N	24 CFSC	58.31	
9	Maurer, Matt	38 PALM	1:03.27	9	Murphy, Davis M	29 NCMS	1:03.21	9	Turner, Austin D	20 UC37	58.67	
10	Field, David W	37 NCMS	1:03.76	10	Dort, Ian	25 NAM	1:09.00	10	Highfill, Austin	23 VMST	59.88	
Heat 32 of 42 Finals			Heat 37 of 42 Finals			Heat 43 of 42 Finals						
1	Asti, Trevor	38 MICH	59.70	1	Griffard, Jared H	26 LVM	1:00.00	1	Offutt, Bryan T	24 TOC	56.06	
2	George, Nathan D	36 DCM	58.50	2	Rey, Thomas P	27 NAM	59.99	2	Brown, Richard C	21 PALM	55.32	
3	Sabala, Michael C	35 CHEL	58.16	3	Sherrier, Matthew C	26 PALM	59.55	3	Glass, Sidney L	24 1693	54.58	
4	Werner, David F	37 BUMS	57.29	4	Jenkinson, Matthew D	29 NCMS	59.43	4	Morris, Wilfred R	24 MOST	54.00	
5	Greenwood, Scott C	38 TOC	56.00	5	Yan, Hank	27 TOC	59.00	5	Babcock, Colin B	23 TOC	49.52	
6	Lovett, Michael	38 1693	57.25	6	Rossbach, David W	29 NCMS	59.09	6	Destree, Nathan M	24 VMST	52.50	
7	Zeller, Timothy A	37 GYMS	57.66	7	Malasky, Martin E	27 TOC	59.44	7	Garman, Paul D	24 TOPS	54.31	
8	Owen, Jason L	35 SLAM	58.43	8	Frawley, Robert J	27 NYAC	59.55	8	Trowbridge, Nicholas R	24 TOC	55.00	
9	Jap, Peter S	37 NAM	59.00	9	Bower, Daniel J	26 UC07	1:00.00	9	Reid, Jordan W	23 PSM	55.95	
10	Holsman, Trent T	35 TOC	59.95	10	Arias, Luis	28 AGUA	1:00.00	10	Moyar, Nathaniel E	24 1693	56.32	
Heat 33 of 42 Finals			Heat 38 of 42 Finals			#9 Women 200 Yard Breaststroke						
1	Wu, Jim	34 BCTM	1:03.30	1	Goldstein, Alex	27 HAFL	58.50	Lane	Name	Age	Team	Seed Time
2	Pichardo, Jeffry	33 SFTL	1:03.12	2	Kukharskyi, Sergii	27 MPNY	57.50	Heat 1 of 16 Finals				
3	Pannepacker, Josh M	32 YCFM	1:03.00	3	Van Volkenburg, Thomas M	27 UC16	57.00	4	Dockendorf, Pat	89 NCMS	8:29.79	
4	Demand, Andrew K	33 ASC	1:02.58	4	Birnbrich, Andrew	26 NAM	56.45	5	Waldbaum, Joan B	85 1776	5:32.93	
5	Mark, Doug R	34 AGUA	1:02.08	5	Jones, Flynn	26 NCMS	55.41	6	Eisele, Barbara M	85 LOCO	6:55.01	
6	Zambrano, Juan M	34 NCMS	1:02.33	6	Sauter, Trace U	27 NCMS	55.54	8	Camp, Robyne	69 PBM	5:24.00	
7	Early, Josh T	30 NASH	1:02.63	7	Mayfield, Paul D	27 NCMS	56.45	9	Johnston, Jennifer G	68 L4S	7:58.46	
8	Weischedel, David	30 ADMS	1:03.00	8	Fachin, Andre A	26 GSMS	57.06	Heat 2 of 16 Finals				
9	Konetzki, Alexander	34 IM	1:03.30	9	Vernoia, Michael F	25 NYAC	58.00	2	Densmore, Ann	74 NEM	4:30.49	
10	Coughlan, Owen A	30 BCTM	1:03.59	10	Wilson, Jason M	25 PALM	59.00	3	Caron, Aagje A	74 GBM	4:08.84	
Heat 34 of 42 Finals			Heat 39 of 42 Finals			Heat 3 of 16 Finals						
1	Miller, Joshua S	30 NAM	1:01.49	1	McCanless, Charlie	29 NCMS	54.99	2	Burns, Suzi M	69 UC12	4:04.51	
2	Storch, Joshua L	34 REDT	1:00.67	2	Thompson, Matthew W	25 NYAC	54.75	3	Christenson, Candy J	69 WMAC	4:00.47	
3	Martin, Matthew J	30 ROSE	59.96	3	Gallagher, Kevin C	28 1693	54.02	4	Walsh Beilman, Stephanie	66 1776	3:21.52	
4	Scott, Rick W	31 NCMS	59.85	4	Vogel, Jake N	28 ASC	51.29	5	Brown, Dana B	68 PALM	3:16.54	
5	Burris, William G	33 YCFM	59.38	5	Burckle, Christopher C	28 TOC	50.00	6	Hayes, Christie M	68 NEM	3:16.55	
6	Hersh, David M	34 FINS	59.59	6	Leopold, Jonathan C	26 TOC	51.00	7	Roark, Frances L	69 AMS	3:53.03	
7	Fadel, Bryan	31 UC04	59.95	7	Thomas, Chandler P	26 NCMS	52.99	8	Panayotoff, Kristi M	67 GS	4:03.06	
8	Johnson, Luke B	33 MINN	1:00.00	8	Webb, Cameron	29 ART	54.33	9	Ellis, Susan H	68 AKMS	4:09.20	
9	Byrne, Doug	34 YCSC	1:01.02	9	Talbott, Christopher J	29 TOC	54.79					
10	Wazyaniak, Kenneth J	31 SPM	1:01.57	10	Ferguson, Kevin	25 TOC	55.00					



FIND FASTER

It's what we've always wanted to do. From the day we first stepped up to the blocks as age group swimmers, to national and international competition - to the day we started sewing advanced materials in a garage in Austin, Texas. Through innovation and disruptive design, we develop and deploy products that make you faster.

The SIM Pro was our first training tool and it has changed the way we swim. It has helped elite athletes improve technique and push farther in the pool. It has allowed developing athletes to move up a lane and to compete to make that next interval. And it has allowed beginning swimmers to experience "easy speed"

for the first time. The SIM was designed to help you understand what it feels like to swim downhill with proper technique - effortlessly. When you do - for the first time, or for the first time in a long time, it's a powerful feeling.

Find out more at rokasports.com.



@rokasports

**2016 Nationwide USMS Spring Nationals
Greensboro Aquatic Center
Meet Program - Friday**

Heat 4 (#9 Women 200 Yard Breaststroke)

3	Fazzano, Catalina U	62 SFTL	4:10.94
4	Pearce, Mary D	60 NCMS	3:32.69
5	Fitzpatrick, Maureen	64 PBM	3:26.44
6	Smith, Melinda J	63 O*H*	3:30.00
7	Willard, Mimi	62 NUTS	3:35.74
8	Cherry, Anita	62 UC08	4:20.00

Heat 5 of 16 Finals

1	Allen, Pam J	60 NCMS	3:25.87
2	Steil, Tamara R	61 MICH	3:14.68
3	Maccurdy, Krissy	63 NTXL	3:10.00
4	Bierwert, Karen	63 NEM	3:00.93
5	Estel, Beth A	60 NEM	2:51.94
6	Chapman, Linda	60 PSM	2:58.64
7	Bright, Janet H	60 1776	3:01.01
8	Craffey, Joan P	63 BCTM	3:14.68
9	Sims, Ann M	64 NCMS	3:20.53
10	Harrelson, Jo Ann	60 SPM	3:26.38

Heat 6 of 16 Finals

2	Smath, Meg	59 SKY	4:00.00
3	Menches, Lynn W	55 PALM	3:24.35
4	Morse, Celia B	55 NASH	3:15.95
5	Ryan, Wendy	58 NIAG	3:12.50
6	Van Cleave, Julie M	57 WMAC	3:15.69
7	Burlingame, Sharon M	59 TNAQ	3:21.99
8	Moak, Mary N	59 PBM	3:31.14

Heat 7 of 16 Finals

1	Marshfield, Ann K	57 O*H*	3:10.58
2	Campagna, Janice M	55 NCMS	3:10.25
3	Almand, Jennifer	57 GAJA	2:58.67
4	Berg, Tonya K	57 PSM	2:56.57
5	Mareb, Karen M	57 NEM	2:49.94
6	Wenzel, Chris	56 PBM	2:54.47
7	Miller, Patricia M	55 VMST	2:57.04
8	De Herder, Elizabeth F	57 PALM	2:58.93
9	Savage, Mary Anne	55 TPIT	3:10.40
10	Ciampa-Wise, Cindy	56 SKY	3:10.99

Heat 8 of 16 Finals

2	Aragon, Leah A	52 GS	4:00.00
3	Zraket, Lisa	51 NEM	3:16.44
4	Quillen, Diane E	52 NCMS	3:04.57
5	Elias-Williams, Maria L	51 PALM	3:00.00
6	Witt, Cherie A	51 CPYM	3:04.18
7	Walker, Shellene W	50 NCMS	3:14.54
8	McClure, Pam	52 GAJA	3:25.94
9	Taylor, Donna G	43 NCMS	3:41.73

Heat 9 of 16 Finals

1	Speer, Nancy	53 VMST	2:58.42
2	Crouch, Kim	54 PSM	2:51.33
3	Groves, Lisa J	51 RMST	2:47.28
4	Moore, Carolyn B	54 GS	2:42.89
5	Jacobson, Kendal R	50 TXLA	2:39.01
6	McIntyre, Shannon J	51 PSM	2:41.90
7	Hug, Laurie	51 1776	2:45.42
8	Ferry Phillips, Krissy	53 PBM	2:49.09
9	Zien, Livia L	50 SPM	2:56.65
10	Koster, Carolyn	54 POST	2:59.50

Heat 10 of 16 Finals

1	Crook, Michelle A	49 FACT	3:33.40
2	Kam, Lynn C	48 UC17	3:06.32
3	Postma, Terri	46 GERM	3:00.00
4	Ciaccio, Leslie J	49 IM	2:57.57
5	Ladd, Laura M	48 ENSW	2:57.50
6	Olsen, Cat	46 RAM	2:59.00
7	Lassen, Megan M	45 SFTL	3:01.80
8	Gras Thompson, Beni M	45 VMST	3:07.02
9	Lehman, Jessica M	40 UC12	2:58.49
10	Matsumura, LeAnn H	43 PBM	3:25.00

Heat 11 of 16 Finals

1	Tokos- Marcolina, Eve E	47 1776	2:55.80
2	Cleven, Detra R	47 KAC	2:53.17
3	Koehler, Deanna C	46 CVMM	2:50.99
4	Weiderman, Jennifer	49 CVMM	2:44.90
5	Goodale, Rainy M	46 NEM	2:34.33
6	Simmons, Cheryl A	49 ROSE	2:41.83
7	Dawson, Deborah	47 EST	2:50.00
8	Wilson, Jamie W	49 PALM	2:52.17
9	Ballenger, Angie	46 NCMS	2:54.71
10	Holden, Maureen H	46 NCMS	2:57.00

Heat 12 of 16 Finals

1	Ruppel, Laura M	40 CMS	2:56.40
2	Burns, Natasha	44 L4S	2:52.00
3	Natkin, Heidi	42 AWJ	2:48.07
4	Bruce, Stacey L	41 PALM	2:45.65
5	Perez, Sarah M	40 WMAC	2:35.33
6	Dunn, Sara	43 NCMS	2:44.82
7	Layton, Katie	43 GMUP	2:45.94
8	Hughes, Carrie M	41 GAJA	2:51.22
9	Deaton, Rebecca A	40 CPYM	2:52.96
10	Haberstich, Carrie	44 IM	2:57.16

Heat 13 of 16 Finals

2	Toner, Michelle A	35 HOLY	3:13.10
3	Camoses, Marie-Noelle A	38 SPM	2:59.00
4	Downing, Jennifer	37 NEM	2:36.88
5	Barbosa, Tatiana B	36 SFTL	2:56.38
6	Glasgow, Ginny Ann	36 POWM	3:05.00
7	Weadick, Sarah C	33 BARR	3:15.00
8	Sherwood, Victoria	32 ALEX	3:35.00
9	White, Kristin M	25 NCMS	3:03.12

Heat 14 of 16 Finals

1	Horton, Christina	33 SFTL	2:53.88
2	Kavanagh, Lorilee M	32 PALM	2:50.69
3	Snook, Meredith L	34 TPIT	2:42.73
4	Schneider, Lindsey W	34 NAM	2:33.61
5	Carlson, Megan M	32 INDY	2:24.29
6	Watterson, Laura A	31 NCMS	2:33.00
7	Jakubchak, Lindsey N	33 ALEX	2:40.51
8	Smith, Nicole M	33 GS	2:48.37
9	Holland, Anna	34 PALM	2:53.07
10	Stutz, Kathleen J	33 SFTL	3:06.10

Heat 15 of 16 Finals

1	Frendreis, Lauren K	27 ROSE	2:45.52
2	Curran, Caitie B	28 GAJA	2:35.30
3	Ripley, Rachel A	25 AGUA	2:26.43
4	Liao, Athena	26 NYAC	2:20.50
5	Houston, Katy	28 TOC	2:19.51
6	Clapp, Marissa L	28 RICE	2:19.76
7	Olson, Christine A	25 TOC	2:22.00
8	Letendre, Denise M	27 VMST	2:29.17
9	Sciaccia, Krysten M	28 BCTM	2:44.71
10	Twist, Christina L	29 ENSW	3:00.70

Heat 16 of 16 Finals

1	Radtke, Amanda L	20 DUCK	3:03.68
2	Kim, Eileen J	24 BUMS	2:55.28
3	Cobb, Elizabeth M	20 DUCK	2:50.00
4	Sharpe, Anna	24 KM	2:39.07
5	Arnold, Allison A	23 TOC	2:23.79
6	Alef, Valerie M	23 SLAM	2:32.46
7	Herzog, Adrienne R	18 DUCK	2:45.00
8	McKiernan, Alex M	22 PSM	2:54.20
9	Chandler, Carolyn J	24 NCMS	2:55.34
10	Olden, Sarah E	22 CWST	3:30.00

#10 Men 200 Yard Breaststroke

Lane	Name	Age	Team	Seed Time
------	------	-----	------	-----------

Heat 1 of 19 Finals

2	Lyons, Thomas F	82 VMST	4:40.20
3	Wendel, Hans D	80 MESC	4:05.16
4	Good, Larry A	82 SLAM	3:30.89
5	Stolz, Hal F	81 GAJA	3:32.97
6	Mitchell, Tom	83 SDSM	4:28.38
7	Woods, Albert H	87 GAJA	4:08.43
8	Knowles, Percy A	85 SWIF	4:55.21
9	Grant, Will	74 VMST	5:00.00

Heat 2 of 19 Finals

2	Betrock, Irv	75 GOLD	4:08.00
3	Colyer, Bob	77 LOCO	3:45.13
4	Arlander, David C	75 MINN	3:44.16
5	Freshley, Mike R	75 ROSE	2:50.38
6	Miller, David W	75 GAJA	3:29.34
7	Cody, Frank J	75 MICH	3:45.00
8	Medici, John C	78 O*H*	3:58.00
9	Walker, Thomas W	69 PSM	4:30.00

Heat 3 of 19 Finals

3	Beardmore, Roger O	64 PALM	3:23.24
4	Hopkins, Christopher J	61 UC13	2:58.00
5	Anderson, Robert L	60 PCCM	2:53.96
6	Parler, David A	60 PALM	2:56.01
7	Sokolow, Steven P	60 AGUA	2:58.00

Heat 4 of 19 Finals

1	Gadol, Louis C	74 NCMS	3:40.53
2	Pohlmann, John T	72 SLAM	3:40.00
3	Mueller, Lawrence W	71 WMAC	3:28.33
4	Sjoberg, Darryl W	70 SYSM	3:09.81
5	Strand, Robert	70 SAWS	2:44.50
6	Corris, Robert B	71 WMAC	3:07.33
7	Husson, Bob	70 NCMS	3:19.82
8	Zeigler, John V	70 GAJA	3:28.80
9	Walker, Joseph R	74 SNM	3:40.00
10	Parks, Ron	73 NCMS	4:19.00

speedo 

Fastskin

LZR Racer X



ELIZABETH
BEISEL

FEEL THE WATER. **FEEL FAST.**

Ultimate lightweight compression now featured in Fastskin LZR Racer X.



RYAN
LOCHTE


Developed by
Speedo Aquafab


FINA
APPROVED

SPEEDO,  and all related marks are registered trademarks of and used under license by Speedo International Limited.

www.speedousa.com

2016 Nationwide USMS Spring Nationals
Greensboro Aquatic Center
Meet Program - Friday

Heat 5 (#10 Men 200 Yard Breaststroke)

1 Roark, Roland S	68 AMS	3:08.68
2 Haywood, Henry D	67 NCMS	3:07.50
3 Rollins, Bruce W	66 VCM	2:58.60
4 Walker, Rick B	65 SYSM	2:50.00
5 Kerns, Hubie	66 VCM	2:35.96
6 Wright, Robert W	65 MOVY	2:36.30
7 Douglass, Nick	66 O*H*	2:57.47
8 Wisland, Dave C	65 SLAM	3:03.37
9 Lawrie, Jim	69 SNM	3:07.75
10 Pillmore, Bill	68 NCMS	3:14.23

Heat 6 of 19 Finals

1 Wall, Dan	60 ADMS	2:42.23
2 Hamilton, Berry	63 NTLX	2:35.04
3 Parker, Randy J	61 MICH	2:33.34
4 Gilchrist, Donald B	62 NCMS	2:32.47
5 Shead, Timothy M	63 SFTL	2:26.00
6 Rider, Lee A	60 SFTL	2:30.00
7 Von Hoffmann, Gerard	60 NOVA	2:33.00
8 Davis, Kern M	61 SPM	2:34.82
9 Vestal, Neal L	61 NCMS	2:36.43
10 Swenor, Gary D	61 NSMS	2:49.87

Heat 7 of 19 Finals

1 Martin, Michael P	55 WWCM	3:05.99
2 Clark, David L	58 WMAC	2:46.18
3 Carbone, Greg	56 UC02	2:45.58
4 Hashem, Abdelaziz	59 EGY	2:44.28
5 Preston, Mark K	55 SKY	2:37.87
6 Richey, Steven C	55 MOST	2:38.24
7 Voss, Frank R	56 CASC	2:45.22
8 Graffis, Kevin H	56 SNM	2:46.18
9 Ledwith, Brian J	56 1776	2:50.00
10 Deichmann, Richard	59 SMS	3:40.00

Heat 8 of 19 Finals

1 Neville, Richard	59 FAST	2:32.00
2 Vargas, Daniel	55 ARIZ	2:30.00
3 Aubrey, Michael	55 SFTL	2:29.10
4 Kelca, Brian E	55 LAPS	2:27.00
5 Dyer, Andy	57 AWJ	2:21.92
6 Matysek, Jim	56 SYSM	2:26.62
7 Hamm, Michael L	58 KM	2:27.61
8 Evans, Dave	55 ARIZ	2:29.54
9 Moreno, Al	57 PBM	2:30.20
10 Holmberg, Tom	57 1693	2:34.75

Heat 9 of 19 Finals

2 Braam, Timothy J	53 NCMS	3:11.13
3 Sternby, Victor J	51 UC11	2:45.79
4 Bagot, John J	54 NCMS	2:40.33
5 Harris, Mark E	53 ALEX	2:40.00
6 Blavatnik, Alex	51 SFTL	2:40.00
7 McGiffin, Chris D	50 BERK	2:45.65
8 Crowfoot, Steve B	53 PALM	3:09.23
9 Schalles, Dwayne L	50 PALM	3:38.53

Heat 10 of 19 Finals

1 Amato, David J	51 NCMS	2:29.30
2 Hilgen, Thomas H	51 NCMS	2:27.00
3 Koehler, Doug J	50 CVMM	2:23.13
4 Jimenez, Ignacio	50 CMS	2:17.71
5 Coveney, Christopher M	53 CMS	2:16.78
6 Sims, David E	53 IM	2:17.00
7 Jennings, Bob	50 NCMS	2:17.89
8 Bennett, Dennis	50 IAMA	2:25.95
9 Harris, Gregory	52 VMST	2:28.19
10 Mc Ginley, Patrick B	52 ROSE	2:39.52

Heat 11 of 19 Finals

1 Flynn, John G	48 MICH	3:27.57
2 Cockrell, Charles E	47 TMAS	2:37.13
3 Mc Bride, Patrick F	46 USF	2:33.33
4 Doolittle, John W	46 SPM	2:28.50
5 Carmosino, Vince	46 PSM	2:25.74
6 White, Bill	46 RAM	2:27.43
7 Ellis, Andrew F	47 UMAC	2:30.00
8 Souvignier, Chad W	45 ARIZ	2:36.18
9 Savage, Steve	49 PALM	2:45.51

Heat 12 of 19 Finals

1 Kays, David E	48 PSM	2:24.00
2 Hamilton, Nathan	47 SNM	2:22.73
3 Sandvoss, Keith	45 UC55	2:19.00
4 Baleka, Siphwe K	45 MOVY	2:15.78
5 Granger, Nicolas	48 ROSE	2:08.22
6 Wharton, Dave L	46 NAM	2:15.25
7 Hersh, Craig	45 NEM	2:16.96
8 Livingston, Terry	49 YCFM	2:20.00
9 Mugford, Stephen A	49 NEM	2:23.45
10 Petrilla, Eric A	46 SNM	2:24.40

Heat 13 of 19 Finals

2 Wu, Bobby	42 WMAC	2:42.03
3 Williams, Rich	40 1693	2:32.79
4 Fernandez, Stephen H	40 PALM	2:31.29
5 Dunson, David B	43 NCMS	2:27.01
6 McCormick, Bill T	43 NCMS	2:29.17
7 Shavrov, Alexander	40 NASH	2:32.00
8 Brassil, Dan	43 HAFL	2:37.24
9 Cox, Raymond F	41 SFTL	2:51.60

Heat 14 of 19 Finals

1 Baldwin, Craig M	41 RMST	2:22.23
2 Goodison, Michael R	44 UMAC	2:21.03
3 Mendez-Ramirez, Libardo A	42 SDSM	2:20.99
4 Niemi, Matthew G	42 USF	2:18.00
5 West, Steve	44 NOVA	2:01.00
6 Klepchick, Paul R	41 RAM	2:16.88
7 Stich, Darryl D	40 WMAC	2:20.27
8 Harrison, Stephen A	40 PALM	2:20.99
9 Pearson, Johnnie A	42 SYSM	2:21.15
10 Jackson, Scott J	41 NOVA	2:23.17

Heat 15 of 19 Finals

2 Vayda, Robert J	28 ALEX	2:45.07
3 Sites, Tyler P	25 GS	2:38.76
4 Huffman, Richard L	27 NCMS	2:35.42
5 Acosta, Joel A	27 SFTL	2:26.51
6 Jackson, Adam	29 ENSW	2:28.40
7 Altman-Kurosaki, Jonas Y	27 AGUA	2:36.16
8 Taylor, Tim	29 ALEX	2:42.08
9 Tetzlaff, Maurice	39 WMAC	2:39.45

Heat 16 of 19 Finals

1 Nguyen, Sonny	36 NCMS	2:33.99
2 Buetter, Bryan A	39 NAM	2:29.66
3 Brown, Adam R	35 ELG	2:23.12
4 Cedanio, Noel	36 SFTL	2:20.93
5 Durieux, Chad A	36 ROSE	2:19.26
6 Sabala, Michael C	35 CHEL	2:20.16
7 Silver, Isaac M	37 FACT	2:21.77
8 Jarczynski, Jeffrey	38 GERM	2:25.00
9 Casto, Sean K	37 PALM	2:32.49
10 Peppercorn, Andrew H	38 OHSP	2:38.32

Heat 17 of 19 Finals

1 Goas, Griffith R	30 NCMS	2:31.55
2 Johnson, Luke B	33 MINN	2:30.00
3 Scott, Rick W	31 NCMS	2:19.76
4 Deery, Kyle B	31 SYSM	2:07.72
5 Bezugliy, Alexander	30 MPNY	2:04.78
6 Wells, Geoff	33 BUMS	2:06.51
7 Gans, Egan	30 TOC	2:09.00
8 Storch, Joshua L	34 REDT	2:19.85
9 Pichardo, Jeffrey	33 SFTL	2:30.09
10 Malik, Michael J	34 PALM	2:32.31

Heat 18 of 19 Finals

1 Kukharskyi, Sergii	27 MPNY	2:21.90
2 Griffard, Jared H	26 LVM	2:15.00
3 Rose, Domingo R	27 NEM	2:09.50
4 Lawrence, Jesse	26 SLAM	2:05.09
5 Burckle, Christopher C	28 TOC	2:00.00
6 Leopold, Jonathan C	26 TOC	2:01.71
7 Thomas, Chandler P	26 NCMS	2:08.65
8 Talmadge, Matthew S	26 TOC	2:13.81
9 McCanless, Charlie	29 NCMS	2:15.99
10 McGuire, Daniel P	25 ALEX	2:24.00

Heat 19 of 19 Finals

1 Muni, Nicholas A	20 UC17	2:36.83
2 Sanchez, Jude McCanne L	23 HAWK	2:29.85
3 Tatich, Kyle A	20 NCMS	2:25.00
4 Ksebbati, Fares	24 MICH	2:14.99
5 Babcock, Colin B	23 TOC	2:01.01
6 Moyar, Nathaniel E	24 1693	2:14.43
7 Pehrson, Josh S	19 PSM	2:16.87
8 Davidson, Patrick J	23 NCMS	2:29.18
9 Finger, Eric S	24 OMAH	2:30.49
10 Ridgeway, Conner R	18 CWST	2:40.00

**2016 Nationwide USMS Spring Nationals
Greensboro Aquatic Center
Meet Program - Friday**

#11 Women 50 Yard Backstroke				Heat 6 of 21 Finals				Heat 11 of 21 Finals									
Lane	Name	Age	Team	Seed	Time												
Heat 1 of 21 Finals				Heat 7 of 21 Finals				Heat 12 of 21 Finals									
1	Hutinger, Margie	76	FMM		1:18.08	1	Desotelle, Anne M	43	NCMS	39.85	1	Poff, Kammy	53	VMST	31.40		
2	Griffin, Joan	78	ADMS		1:00.01	2	Hughes, Megan	42	MINN	35.40	2	McEachran, Frances T	54	NCMS	31.00		
3	Griffin, Lucille	77	VMST		45.44	3	Kopp, Melanie A	40	NAM	34.70	3	Nowak, Elizabeth A	52	NCMS	30.90		
4	Henry, Lorna G	75	KM		43.66	4	Williams, Tracy A	43	PBM	36.59	4	Williams, Susan O	50	L4S	28.43		
5	Schreiner, Beth	75	VMST		43.06	5	Seay, Nancy V	56	NCMS	48.26	5	Livingston, Leslie C	54	RAM	27.27		
6	Jebe, Margit H	77	T2NM		44.00	6	Orzalli, Betty L	58	VCM	45.30	6	Willeboordse, Fall	50	BCTM	27.81		
7	Blackwell, Ceil W	75	NCMS		53.00	7	Berry, Jo-Ann	59	PBM	47.91	7	Wolff, Celia	50	NCMS	30.75		
8	Rose, Ethel	75	TAOS		1:16.63	8	Joyner, Felicia	57	NCMS	1:05.30	8	Walsh, Sue	54	NCMS	30.98		
9	Edelbaum, Donna	82	MESC		1:01.00	9	Paschall, Katie	47	NCMS	46.26	9	Patterson, Annette W	50	VMST	31.16		
10	Kronengold, Penny	84	AGUA		1:21.16	10	Gratsou-Zodli, Violetta	45	NCMS	51.99	10	Andrews, Theresa	53	PBM	31.50		
Heat 2 of 21 Finals				Heat 8 of 21 Finals				Heat 13 of 21 Finals									
1	Tyler, Sarah L	71	SNM		1:01.01	1	Nanz, Sharon L	56	VMST	41.21	1	Block, Diane W	47	NCMS	45.30		
2	Arnold, Tita W	74	SKY		54.00	2	Morse, Celia B	55	NASH	38.96	2	Dempsey, Michelle	46	NCMS	39.00		
3	Dillon Stewart, Jane E	73	WMAC		49.33	3	Burton, Tamara	57	PBM	38.56	3	Hart, Jill	46	NCMS	37.15		
4	Hanna, Nancy B	73	HACM		46.15	4	Menches, Lynn W	55	PALM	38.41	4	Rhodes, JerrieLynn	48	NCMS	35.21		
5	Ghorab, Nagwa Y	73	EGY		39.45	5	George, Constance	55	TTEX	37.75	5	Pasterczyk, Christine	49	NEM	34.48		
6	Pohlmann, Mary M	71	SLAM		41.32	6	Kilborn-Miller, Pamela	57	PSM	38.33	6	Dalton, Alicia	46	QMST	35.08		
7	Katz, Jane	73	AGUA		48.50	7	Garnier, Kathy L	55	CMS	38.50	7	Rossi, Leann M	49	ART	36.08		
8	Hovey, Mary Anna	73	NCMS		51.14	8	Roberts, Cindy	59	NCMS	38.83	8	Smith, Tracy G	48	VMST	38.58		
9	Manheim, Lucy M	73	RMST		55.89	9	Hardison, Kathleen K	57	NCMS	40.46	9	Hefner, Kara L	45	NCMS	43.00		
Heat 3 of 21 Finals				Heat 9 of 21 Finals				Heat 14 of 21 Finals									
2	Dusenbury, Lynn M	67	MOST		54.55	1	Uecker, Anne	55	MESC	37.22	1	Meredith, Sara L	47	NCMS	33.00		
3	Casey, Kathrine J	67	PSM		45.89	2	Stokes, Karin E	55	NEM	35.12	2	Seavall, Kelly J	47	CMS	31.26		
4	Page, Anne M	68	NCMS		43.13	3	Oliver, Karen M	56	OACM	33.06	3	McPherson, Chris A	48	ENSW	30.79		
5	Fleming, Lucy J	66	BUMS		45.46	4	Courtney, Zena H	56	PSM	31.30	4	Tate, Holly	48	TMAT	30.15		
6	DeVennish, Elaine H	67	NAM		52.55	5	Bailey, Monica M	55	NTXL	31.00	5	Gary, Kristin J	48	NYAC	28.18		
7	Stewart, Vicki D	61	TAOS		1:05.00	6	Brightwell, Kim M	56	RMST	31.14	6	Texel, Paula M	45	SPM	29.82		
8	Richardson, Carol P	61	NCMS		51.25	7	Geld, Sara S	58	CVMM	32.16	7	Monaghan, Ann S	49	JAM	30.25		
9	Cherry, Anita	62	UC08		1:05.00	8	Siegel, Christine L	59	SDSM	33.86	8	Moffett, Erica L	46	SFTL	31.15		
Heat 4 of 21 Finals				Heat 10 of 21 Finals				Heat 15 of 21 Finals									
1	Korsedal, Susan D	65	UTAH		41.22	1	Ackert, Alison A	51	NEM	52.45	1	York, Sandi	40	PSM	33.81		
2	Ventura, Rosa V	68	SFTL		40.20	2	Boileau, Ute C	53	CMS	40.85	2	Whitworth, Katie K	41	NCMS	32.51		
3	Schneider, Margo M	68	GAJA		39.54	3	Kavalasuskas, Alita	53	JAMM	39.57	3	Sleman, Suzy D	42	1693	31.58		
4	Barry, Marcia L	67	VMST		39.22	4	Witt, Cherie A	51	CPYM	36.86	4	Holland, Amy S	44	NCMS	30.00		
5	McCloskey, Cecilia D	66	1776		32.50	5	Hallman-Kenner, Cathy L	50	PALM	36.41	5	Braun, Erika L	44	NCMS	27.07		
6	Douglass, Marilyn	66	O*H*		39.09	6	Barrell, Sharon M	54	NCMS	36.50	6	Plotz-Saribalas, Amy M	43	NAM	29.88		
7	Landey, Leslie J	65	GAJA		39.23	7	Weldon, Leslie H	51	MM	39.46	7	Limke, Tobi L	41	EST	30.39		
8	Lyman, Carolyn B	65	JCC		39.72	8	Irawan, Yuni	52	NITR	39.67	8	Buckley-Kornatz, Jennifer A	44	NCMS	32.51		
9	McDowell, Teresa W	65	SLAM		40.60	9	Stephenson, Natalie	54	MOVY	44.97	9	Kratz, Caroline I	40	NCMS	32.81		
10	Stockwell, Teddy	67	PALM		42.83	10	Bogue, Sherri L	52	SPM	1:15.51	10	Meyenburg, Aubrey	40	UC05	33.90		
Heat 5 of 21 Finals																	
1	Zollweg, Linda J	62	GAJA		50.04												
2	Many, Cecile	62	SMS		42.34												
3	Stainback, Nancy S	61	PBM		40.74												
4	Kaguni, Laurie S	63	MICH		40.26												
5	Vanderfleet-Scott, Jill A	61	NCMS		39.85												
6	Glassman, Debbie A	62	PSM		40.20												
7	Leous, Glenna R	62	NIAG		40.50												
8	Allison, Diane A	63	NASH		41.09												
9	Glines, Susie L	64	NEM		43.71												
10	Watson, Lisa L	62	GAJA		50.84												

**2016 Nationwide USMS Spring Nationals
Greensboro Aquatic Center
Meet Program - Friday**

Heat 16 (#11 Women 50 Yard Backstroke)

1	Howland, Heather A	35 IM	36.92
2	Olender, Lelah	37 NCMS	36.46
3	Cherry, Tammy H	38 NCMS	33.77
4	Strobl, Lori C	36 POWM	32.17
5	Old, Catherine A	38 NCMS	31.50
6	Wallace, Catherine B	35 YCSC	31.77
7	Louhichi, Nadia	35 SNM	33.34
8	Schneider, Erin E	37 WMAC	34.05
9	Jones, Rose	37 NCMS	36.48
10	Tabor, Kelly E	38 NCMS	39.81

Heat 17 of 21 Finals

1	Downing, Jennifer	37 NEM	31.37
2	Hurtubise, Courtney N	36 1693	30.10
3	Grier, Katie	37 1693	29.93
4	Quattropani, LeeAnne	37 NCMS	28.65
5	Warren, Laura	35 UC43	26.72
6	Mihalik, Jennifer	37 AMS	27.57
7	Dowgiert, Angela	36 NEM	28.87
8	Yocum, Kari	38 PALM	29.96
9	Smith, Rebecca L	39 BUMS	30.12
10	Gorman, Maura L	39 NYAC	31.50

Heat 18 of 21 Finals

2	Schneider, Bobbi A	20 CWST	52.25
3	Monsen, Meg	22 PSM	38.64
4	Hamilton, Devon M	19 USF	33.00
5	Viersen, Campbell M	19 NAM	33.10
6	Curry, Linsey A	18 CWST	38.99
7	Anderson, Holly L	24 BUMS	52.57
8	Gilson, Kristine	28 HRYB	32.75
9	Haywood, Megan E	34 VMST	46.10

Heat 19 of 21 Finals

1	Maine, Laura C	32 BARR	34.24
2	Saint-Amour, Roberta C	30 METR	32.00
3	Cox, Allison L	31 PSM	31.00
4	Braniecki, Ashley L	30 O*H*	30.17
5	Watanabe, Naoko	33 TOC	27.53
6	Davidoff, Cara	30 TOC	29.50
7	McGrail, Crystie	31 GBM	30.97
8	Kelly, Kaymee	31 GSMS	31.57
9	Drury, Heather M	32 NCMS	33.15
10	Yoder, Abigail L	34 GSMS	35.04

Heat 20 of 21 Finals

1	Zucco, Elizabeth A	27 UC04	32.31
2	Courbron, Yanghee	27 NEM	31.44
3	McGraw, Kathleen E	29 TOC	28.99
4	O'Donnell-McCarthy, Fiona	29 TOC	28.82
5	Schauwecker, Jessica L	26 FAST	27.60
6	Ballard, Jessica	27 PALM	28.66
7	Harris, Margaret A	26 CRAB	28.87
8	Shea, Amelia M	25 UC13	30.72
9	Hauser, Ashley M	28 ROSE	31.80
10	Mahaney, Melanie A	25 SVY	32.70

Heat 21 of 21 Finals

1	Collins, Megan M	24 UC09	32.30
2	Edwards, Kayla A	23 PALM	30.83
3	Hamilton, Claire	21 DUCK	30.00
4	Stipe, Mikkel-Ane	23 TOC	29.00
5	Mizerak, Gabrielle M	24 1693	26.73
6	Flinn, Rachel	24 NYAC	27.20
7	Pedote, Elyssa	23 TOC	29.60
8	Brink, Opal E	21 QMST	30.52
9	Sall, Ashleigh J	22 OMAH	31.28
10	Barton, Sarah	21 NCMS	32.84

#12 Men 50 Yard Backstroke

Lane	Name	Age	Team	Seed Time
------	------	-----	------	-----------

Heat 1 of 25 Finals

4	Bauman, John H	85 WMAC	1:08.00
5	Kortheuer, John D	85 NCMS	44.00
6	Manheim, Frank T	85 RMST	46.59
7	Quinn, Patrick J	85 ADMS	1:53.00

Heat 2 of 25 Finals

2	Barrett, Steve	82 NCMS	51.83
3	Shechter, Stanley J	83 AGUA	49.10
4	Ascherfeld, Ray	80 GCPS	39.16
5	Oyakawa, Yoshi	82 O*H*	35.00
6	Mitchell, Clarke E	83 GAJA	37.39
7	Thayer, George D	80 OREG	42.02
8	Granger, Francois	80 ROSE	50.45

Heat 3 of 25 Finals

3	Pinkerton, Rolfis S	77 NCMS	42.62
4	Shaw, James F	75 RINC	39.00
5	Charlton, Allan	79 MICH	36.50
6	Verth, Tom	77 SYSM	37.00
7	Reid, Walt E	75 PSM	42.50
8	Learmonth, William R	76 O*H*	43.47

Heat 4 of 25 Finals

1	Parks, Ron	73 NCMS	55.64
2	Diehl, David J	74 UC08	44.60
3	Kremer, James N	70 CMS	37.00
4	Welty, Bob	71 DAMM	33.96
5	Burns, Richard	72 TAM	30.50
6	Holswade, Hank C	70 VMST	33.00
7	Straka, Peter	73 FTYM	36.70
8	Carroll, Jim	72 LOCO	39.48
9	Frees, Tim R	72 WAVA	55.00

Heat 5 of 25 Finals

1	Akbar, Clyde	68 SFTL	1:14.00
2	Murray, Mike	65 WMAC	40.10
3	Farmer, Michael W	68 ROSE	36.78
4	Parsons, Roger L	68 PBM	35.90
5	Conroy, Michael J	69 NCMS	36.34
6	Lawrie, Jim	69 SNM	36.80
7	Mills, Michael S	69 PALM	52.00
8	Ray, Bryan T	61 NEM	36.10
9	Parler, David A	60 PALM	34.28
10	Tulin, Michael	61 ROSE	52.55

Heat 6 of 25 Finals

1	Pot, Eugene T	65 BUMS	35.17
2	Reid, Joe	67 GAJA	34.63
3	Kornblatt, Daniel S	66 BUMS	33.75
4	Epstein, Daniel	65 NEM	33.55
5	Brzezinski, Jay	69 PALM	30.00
6	Hazen, John	65 ENSW	31.72
7	Cothren, Jack	66 BUMS	33.60
8	Revenaugh, Kelly C	65 MICH	34.32
9	Lintz, Steve	65 SNM	35.00
10	Palmer, Bill S	65 MICH	35.47

Heat 7 of 25 Finals

1	Natali, David	61 TPIT	33.50
2	Johnson, Clifford H	64 SNM	32.50
3	White, Warren A	61 GS	32.09
4	Vogel, Matthew M	61 IM	31.52
5	Colvard, Carl	60 STAN	31.00
6	Niemi, Ken	61 GSM	31.50
7	Comfort, Mark S	62 MM	31.83
8	Nixon, John L	60 SPM	32.23
9	Schatz, Gary	61 RICE	32.84
10	Thompson, Frank L	64 MICH	34.00

Heat 8 of 25 Finals

1	Stanback, John H	62 CMS	30.20
2	Hildebrandt, David C	61 GAJA	29.95
3	Williams, Bruce F	62 RICE	29.15
4	Graham, Donald	61 PSM	28.12
5	Barton, Tom	60 NTXL	26.91
6	Djang, Philipp A	61 SFTL	28.00
7	Perout, Jeffrey J	63 SYSM	29.10
8	Mykleby, Geoff L	63 WMAC	29.50
9	Van Boer, Eric D	61 RHMS	30.00
10	Ockerman, Jeff	61 NASH	30.80

Heat 9 of 25 Finals

2	Purgason, H Lee	59 ROSE	37.45
3	Trednick, Donnie	56 UC14	34.40
4	Fisher, Dennis E	56 NAM	34.00
5	Reuning, Peter R	56 UC45	33.00
6	Kowalski, David C	55 NCMS	33.33
7	Hall, James	55 HUNT	34.12
8	Wagoner, Victor	59 LAPS	36.00
9	Wylie, Stuart H	58 TNAQ	42.08

Heat 10 of 25 Finals

1	Toth, Peter P	56 UC21	32.40
2	Keating, Raymond G	56 VMST	31.50
3	McFarland, James A	56 NCMS	30.90
4	Shake, Joe	57 CAT	30.08
5	Soltys, Ted J	55 IM	30.00
6	Grzeszczak, John S	57 HAFL	30.05
7	Burkholder, Kirby W	55 PALM	30.21
8	Nelson, Kurt D	56 CMS	30.93
9	McGinty, Michael N	58 PALM	32.27
10	Kubicki, Scott	57 TNAQ	32.48



BRING ON THE NEW

USMS GEAR READY FOR THE POOL

GET 10% OFF ALL USMS GEAR!
Use Promo Code **USMS10%OFF**



Shop more USMS products at:
www.swimoutlet.com/US-Masters-Swimming/

2016 Nationwide USMS Spring Nationals
Greensboro Aquatic Center
Meet Program - Friday

Heat 11 (#12 Men 50 Yard Backstroke)

1 Hendrick, Marty	58 SFTL	29.60
2 Steinhafel, Mark J	55 WMAC	28.90
3 Slater, Douglas K	58 1693	28.03
4 Thain, Doug A	56 MTSC	27.83
5 Kone, Bruce C	58 RICE	26.47
6 Klein, Jonathan E	58 NCMS	27.32
7 Haynie, Carl	55 PSM	28.00
8 Golden, Larry	55 ARKM	28.06
9 Stultz, Todd W	56 SYSM	29.57
10 Blommel, Gregory G	56 WMAC	29.90

Heat 12 of 25 Finals

2 May, John	48 WMAC	35.65
3 Brown, Stephen C	49 NCMS	34.18
4 Ames, Eddie	46 PBM	35.14
5 Zheng, Jiang	38 NCMS	29.42
6 Medendorp, Mark A	38 NCMS	29.80
7 Knight, Allen	52 NCMS	31.77
8 Ramirez-Marquez, Alister	51 AGUA	43.16

Heat 13 of 25 Finals

1 Graffis, Patrick D	53 SNM	31.05
2 Power, Scott	53 TBAY	29.68
3 Caudrillier, Francois J	53 BUMS	29.63
4 Boileau, Mike	54 CMS	29.12
5 Christensen, Kurt A	50 MICH	28.58
6 Moll, Sebastian	51 REDT	29.00
7 Vazhenin, Igor	52 PSDN	29.52
8 Barringer, Rob	50 CMS	29.67
9 Gunzl, Arthur	54 CONN	29.86
10 Parker, Lee	54 NCMS	31.40

Heat 14 of 25 Finals

1 Segarra, Rafael G	52 SFTL	28.09
2 Beatty, Dan C	50 GAJA	27.70
3 Segal, William N	51 JAM	27.00
4 Morris, Richard L	52 NAM	26.67
5 Hughes, Richard	52 NCMS	26.50
6 Stewart, Henry D	52 NCMS	26.55
7 Shaffer, Mike G	50 VCM	26.86
8 Evans, Jeffrey P	50 SVY	27.50
9 Faria, Jose J	50 GSM	28.07
10 Hilgen, Thomas H	51 NCMS	28.24

Heat 15 of 25 Finals

1 Mahmoud, Tamer H	47 EGY	31.00
2 Davis, William A	48 NCMS	30.57
3 Fadely, Lewis R	46 NCMS	30.50
4 Boswell, Edmund O	46 NCMS	29.62
5 Semus, Joe	45 MEDM	29.10
6 Rubenstein, Joel B	46 PBM	29.11
7 Hilton, Robert	47 ROCH	30.19
8 Sprenger, Kurt	46 VMST	30.50
9 Hahn, Darek L	49 JAM	30.57
10 McClellan, Gary J	49 PBM	33.50

Heat 16 of 25 Finals

1 Dreitzler, Todd M	46 UC48	28.65
2 Tapiero, Dan	48 NYAC	28.50
3 Clear, Kirk W	48 VMST	28.31
4 Mugford, Stephen A	49 NEM	28.02
5 Brundage, Patrick W	49 BRSM	27.93
6 Torres, Mark	46 NCMS	28.00
7 Savage, Steve	49 PALM	28.28
8 Hill, Andrew J	46 GAJA	28.32
9 Whiteway, Jeff	45 MEDM	28.51
10 Niemeyer, Charles (Chuck) J	48 NCMS	28.78

Heat 17 of 25 Finals

1 Boosin, Michael J	49 CVMM	27.30
2 Gooding, Jim	48 PSM	27.20
3 Beach, Christopher E	46 PBM	26.64
4 Moran, Marty	49 MINN	26.06
5 Rees, Greg	46 SVY	25.56
6 Beatty, Mark S	47 GAJA	26.04
7 Roddin, Jeffrey H	47 ANCM	26.10
8 Mehok, George K	48 SYSM	26.77
9 Nettles, Samuel J	45 PBM	27.23
10 Smith, Joshua C	47 SPM	27.88

Heat 18 of 25 Finals

1 Wu, Bobby	42 WMAC	33.70
2 Schreiber, Tim	44 YSF	31.97
3 Corcoran, R. Scott	44 NCMS	30.12
4 Drees, Dan R	41 UC45	29.51
5 Tadla, Jarek	44 SFTL	29.03
6 Harrison, Steve W	44 NCMS	30.03
7 Czarnowski, John M	44 NCMS	31.60
8 Driscoll, Keith E	41 1693	32.96
9 Lotano, Daniel	35 PBM	28.05
10 Tetzlaff, Maurice	39 WMAC	28.64

Heat 19 of 25 Finals

1 Bishop, Christopher R	44 BUMS	28.90
2 Zilch, Kurt E	43 PBM	28.02
3 Nance, Chad A	43 NAM	27.40
4 Chilton, James A	40 PALM	26.86
5 Cole, David C	40 CRUZ	25.52
6 Bell, David E	40 CRUZ	25.53
7 Mitzak, John J	43 NCMS	27.16
8 Williams, Ryan D	42 SFTL	27.50
9 Williams, Rich	40 1693	28.24
10 Bingaman, Cory S	41 ALEX	29.03

Heat 20 of 25 Finals

1 Hillen, Timothy J	35 NCMS	28.00
2 Roper, Matthew D	35 DAM	27.36
3 Holsman, Trent T	35 TOC	27.22
4 Zeller, Timothy A	37 GYMS	26.25
5 Doak, Kevin	35 MICH	23.78
6 Sabala, Michael C	35 CHEL	26.16
7 Asti, Trevor	38 MICH	26.64
8 Costa, Leonardo	38 GSMS	27.24
9 Greenwood, Scott C	38 TOC	27.50
10 Flemming, Stephen R	35 UC15	28.03

Heat 21 of 25 Finals

2 Taylor, Trey	29 NCMS	28.72
3 Wilson, Jason M	25 PALM	28.00
4 Cordrey, Brandon M	28 NCMS	28.27
5 Beeman, Alexander	27 PALM	31.64
6 Umberger, Larry J	34 NCMS	30.63
7 Noel, Christopher S	33 MOVY	29.83
8 Konetzki, Alexander	34 IM	29.91
9 Stewart, Sam A	21 CWST	44.00

Heat 22 of 25 Finals

1 Demand, Andrew K	33 ASC	29.58
2 Gibbons, Tyler K	33 PALM	28.51
3 Byrne, Doug	34 YCSC	27.03
4 Thrasher, Bradley A	34 NCMS	26.29
5 Burris, William G	33 YCFM	25.88
6 Panepacker, Josh M	32 YCFM	25.88
7 Colvert, Brian	32 CMS	26.80
8 Richard, Mark	31 PACM	27.33
9 Mendoza, Jon	33 ROSE	29.43
10 Hsu, Howard	33 ROSE	29.70

Heat 23 of 25 Finals

1 Yan, Hank	27 TOC	27.40
2 Hanselmann, Christian M	26 TNAQ	27.00
3 Fay, Christopher J	27 1693	26.33
4 Van Volkenburg, Thomas M	27 UC16	25.59
5 Saeta, Andrew	25 TOC	22.90
6 Newell, Rob H	26 TOC	24.00
7 Catlin, Andrew H	27 INDY	26.12
8 Goldstein, Alex	27 HAFL	26.43
9 Talbot, Christopher J	29 TOC	27.19
10 Malasky, Martin E	27 TOC	27.59

Heat 24 of 25 Finals

1 Dahlgren, Bryan W	22 CWST	31.00
2 Propersi, Jeffrey D	20 PSM	28.83
3 Lindholm, Kyle	23 UC13	27.42
4 Davis, Cole W	23 TOC	27.00
5 Rieder, David E	22 PALM	26.54
6 Highfill, Austin	23 VMST	27.00
7 Birnbrich, Luke	19 NAM	27.40
8 Sanchez, Jude McCanne L	23 HAWK	28.79
9 Wood, Alex S	21 PALM	29.00
10 Chau, Phuc B	23 CWST	42.78

Heat 25 of 25 Finals

1 Turner, Austin D	20 UC37	25.47
2 Pecze, Dominic	23 NAM	25.00
3 Brown, Richard C	21 PALM	24.23
4 Trowbridge, Nicholas R	24 TOC	23.86
5 Birnbrich, Zachary T	24 NAM	23.60
6 Glass, Sidney L	24 1693	23.73
7 Hurko, Matt	24 TOC	24.00
8 Murray, Matthew R	24 TOC	24.50
9 Alef, Grant T	23 SLAM	25.10
10 Hillebrand, Benjamin L	20 PALM	26.04



As the world's leading open water swimming specialists we are passionate about sharing the joys and rewards that open water swimming offers.

We offer everything from one week tours, short breaks away, family activity weeks, one day swims and open water coaching all around the world.

Whether you are looking for a post season team getaway to the Caribbean, an open water training camp in the Mediterranean or a week exploring isolated coast of Mexico just for fun, we can custom make a private trip for your swim club or team.

With our highly experienced and fully qualified guides, local boat pilots and full safety support, we look after you ever stroke of the way.

Dive in and join the journey
at **SwimTrek.com**

SwimTrek[®]
SWIMMING ADVENTURE HOLIDAYS SINCE 2003

**U.S. MASTERS
SWIMMING**
Official Partner

2016 Nationwide USMS Spring Nationals
Greensboro Aquatic Center
Meet Program - Friday

#13 Women 100 Yard Freestyle

Lane	Name	Age	Team	Seed Time
Heat 1 of 33 Finals				
4	Hutinger, Margie	76	FMM	3:14.81
5	Schreiner, Beth	75	VMST	1:24.11
6	Rose, Ethel	75	TAOS	2:12.96
7	Detrick, Johnnie	80	VMST	1:22.34
Heat 2 of 33 Finals				
2	Ricketts, Mary Pat	73	NAM	1:56.74
3	Avery, Susan H	74	MM	1:55.51
4	Hovey, Mary Anna	73	NCMS	1:36.19
5	Foley, Carolyn	72	PBM	1:32.26
6	Densmore, Ann	74	NEM	1:34.62
7	Sarg, Kathleen B	72	AGUA	1:46.76
8	Verth, Ann	74	SYSM	1:56.00
Heat 3 of 33 Finals				
1	Hill, Marcia M	71	WCM	1:23.32
2	Morris-Wingerter, Pamela W	71	GS	1:20.59
3	Ridout, Nancy J	74	TAM	1:18.74
4	Webb, Linda	70	SFTL	1:15.33
5	Ghorab, Nagwa Y	73	EGY	1:12.55
6	Bancroft, Ann	71	TAOS	1:14.73
7	Charron, Emma J	71	UC14	1:17.73
8	Kranpitz, Nancy	71	WMAC	1:19.97
9	Dameron, Pam D	70	QMST	1:22.44
10	Panker, Karen G	70	FACT	1:27.05
Heat 4 of 33 Finals				
1	Cherry, Anita	62	UC08	2:00.00
2	Richardson, Carol P	61	NCMS	1:30.29
3	McDaniel, Kathy	64	PSM	1:23.00
4	Pryor, Betsy G	60	NCMS	1:19.00
5	Willard, Mimi	62	NUTS	1:16.13
6	Glines, Susie L	64	NEM	1:19.33
7	Kramer, Charlotte	61	BUMS	1:25.00
8	Duff, Kat	63	TAOS	1:57.90
9	Nathan, Laura B	67	MICH	1:38.01
10	Bixler, Jan	66	NAM	1:40.12
Heat 5 of 33 Finals				
1	Stockwell, Teddy	67	PALM	1:20.80
2	Shoenberger, Linda R	68	TAM	1:18.72
3	Quintero, Myriam	66	SFTL	1:14.00
4	Hare, Fran E	65	PBM	1:09.24
5	Davis, Charlotte M	66	PSM	1:01.50
6	Miller, Celeste	66	SNM	1:08.00
7	Carson, June F	67	SYSM	1:10.26
8	Korsedal, Susan D	65	UTAH	1:15.21
9	Landey, Leslie J	65	GAJA	1:19.00
10	Ellis, Susan H	68	AKMS	1:36.30
Heat 6 of 33 Finals				
1	Booth, Susan K	61	TXLA	1:16.00
2	Allison, Diane A	63	NASH	1:15.40
3	Connolly, Petie	62	MMMS	1:12.66
4	Chapman, Linda	60	PSM	1:11.59
5	Woolslayer, Jeannie L	62	STAR	1:07.50
6	Call, Nancy A	62	TAOS	1:10.95
7	Francis, Susan A	63	PALM	1:12.36
8	Gipson, Martha A	60	SPM	1:14.68
9	Hilton, Patti K	63	GSMS	1:15.83
10	Sims, Ann M	64	NCMS	1:16.12

Heat 7 of 33 Finals

1	Glassman, Debbie A	62	PSM	1:07.20
2	Rosener, Karen K	62	CMS	1:06.30
3	Kryka, Nancy	61	SYSM	1:03.72
4	Hilpert, Bess	60	TXLA	1:02.93
5	Morrison, Lynn	61	NTXL	1:00.60
6	Val, Laura B	64	TAM	1:01.00
7	McKelvey, Christina J	62	NTXL	1:03.50
8	LaFountain, Darcy H	60	PBM	1:05.95
9	Wolff, Melinda S	63	1776	1:07.17
10	DeMere, Susan D	60	GS	1:07.21
Heat 8 of 33 Finals				
3	Ruebel, Deb	59	NCMS	1:26.80
4	Orzalli, Betty L	58	VCM	1:24.50
5	Knowles, Nancy C	58	SWIF	1:20.46
6	Nanz, Sharon L	56	VMST	1:20.73
7	Seay, Nancy V	56	NCMS	1:24.76
8	Warnick, Sally J	58	TAOS	2:08.21
Heat 9 of 33 Finals				
1	Kregor, Janice	59	SKY	1:19.28
2	Moak, Mary N	59	PBM	1:18.46
3	Harasz, Melissa	56	SPM	1:11.00
4	Campagna, Janice M	55	NCMS	1:09.14
5	Tiska, Patty A	56	NCMS	1:08.87
6	Savage, Mary Anne	55	TPIT	1:09.13
7	Hardison, Kathleen K	57	NCMS	1:10.46
8	Montgomery, Victoria J	55	CASC	1:14.42
9	Underbrink, Mary	57	PSM	1:18.61
10	Marshfield, Ann K	57	O*H*	1:19.58
Heat 10 of 33 Finals				
1	Ryan, Wendy	58	NIAG	1:07.88
2	Johnston, Blossom P	56	SAWS	1:07.07
3	Maleike, Corinna M	55	CMS	1:05.90
4	Murray, Gail C	58	SKY	1:04.74
5	Ganze, Cathy	58	SDSM	1:03.40
6	Groselle, Laura L	55	SYSM	1:03.69
7	Stokes, Karin E	55	NEM	1:04.81
8	Almand, Jennifer	57	GAJA	1:06.18
9	Stewart, Sandra	57	UC10	1:07.70
10	De Herder, Elizabeth F	57	PALM	1:08.39
Heat 11 of 33 Finals				
1	Tokayer, Susan	56	WM	1:02.60
2	Nelson, Judy A	55	CMS	1:01.30
3	Mareb, Karen M	57	NEM	1:00.96
4	Courtney, Zena H	56	PSM	59.64
5	Jones, Eney	55	DAMM	59.00
6	Garnier, Kathy L	55	CMS	59.54
7	Wenzel, Chris	56	PBM	59.72
8	Bailey, Monica M	55	NTXL	1:01.00
9	Meyer, Marguerite	57	TOC	1:01.70
10	Grilli, Tracy L	59	NEM	1:02.71

Heat 12 of 33 Finals

1	Stephenson, Natalie	54	MOVY	1:25.52
2	Aragon, Leah A	52	GS	1:21.37
3	Barr, Mary L	52	BUMS	1:20.00
4	Pawlowski, Kathy	54	NCMS	1:11.40
5	Speer, Nancy	53	VMST	1:09.88
6	Gregory, Carol M	51	NCMS	1:11.36
7	Zrakel, Lisa	51	NEM	1:11.81
8	Ackert, Alison A	51	NEM	1:20.24
9	Weischedel Gerlach, Laura	51	ADMS	1:25.00
10	Bogue, Sherri L	52	SPM	1:48.60

Heat 13 of 33 Finals

1	Kavalauskas, Alita	53	JAMM	1:08.44
2	Smith, Sandi	51	UTAH	1:06.84
3	Petersen, Charlotte	51	SPM	1:05.00
4	Smith, Liesl G	51	IM	1:04.27
5	Kellinger, Jenny M	53	VMST	1:03.71
6	Stephenson, Sally H	54	O*H*	1:03.96
7	Gulley, Wendy	50	NEM	1:04.50
8	Dore, Mary G	52	NCMS	1:05.29
9	Clark, Dawn D	51	SPM	1:06.85
10	Morris, Mary K	50	MINN	1:08.71

Heat 14 of 33 Finals

1	Koster, Carolyn	54	POST	1:02.30
2	Welting, Lauren K	50	TOC	1:00.69
3	Moore, Carolyn B	54	GS	1:00.27
4	Redfield, Carol A	50	NCMS	59.19
5	Ditzler, Kristy	51	TXLA	58.79
6	Jacobson, Kendal R	50	TXLA	58.85
7	Poff, Kammy	53	VMST	1:00.20
8	Birnbrich, Beth	52	NAM	1:00.55
9	Souther, Carolyn G	52	NCMS	1:01.00
10	Fuss, Karen K	50	GSMS	1:03.33

Heat 15 of 33 Finals

1	Godges, Arlette A	51	CVMM	58.54
2	Cleavenger, Becky	52	CVMM	58.25
3	Rapuano, Lisa O	50	EST	56.65
4	Pipes, Karlyn A	54	SDSM	56.38
5	Willeboordse, Fall	50	BCTM	53.44
6	Wager, Susan	50	NYAC	55.50
7	Walsh, Sue	54	NCMS	56.39
8	Nowak, Elizabeth A	52	NCMS	57.50
9	Irish Bostic, Linda	52	PBM	58.41
10	Finley, Ann	53	LAPS	58.62

Heat 16 of 33 Finals

3	Happel, Tracie A	46	WMAC	1:30.00
4	Maly, Cleary	46	QMST	1:16.34
5	Smith, Tracy G	48	VMST	1:12.00
6	Akridge, Sandy	48	MTSC	1:15.06
7	Riley, Billie	47	NCMS	1:19.00

2016 Nationwide USMS Spring Nationals
Greensboro Aquatic Center
Meet Program - Friday

Heat 17 (#13 Women 100 Yard Freestyle)

1	Hefner, Kara L	45 NCMS	1:10.00
2	Lovato, Laura C	46 NCMS	1:08.20
3	Viersen, Mavis C	48 NAM	1:06.55
4	Erington, Emily A	48 ASC	1:06.22
5	Dalton, Alicia	46 QMST	1:05.37
6	Gras Thompson, Beni M	45 VMST	1:06.10
7	Kennedy, Laura	47 NCMS	1:06.48
8	Soleo, Cari S	47 NCMS	1:07.74
9	McDowell, Catherine L	47 NCMS	1:09.99
10	Wall, Janet E	47 NCMS	1:11.98

Heat 18 of 33 Finals

1	Ladd, Laura M	48 ENSW	1:04.90
2	Sorghan, Marilyn L	49 NEM	1:04.52
3	Rogan, Pam W	47 GAJA	1:03.45
4	Cagle, Shannon B	49 PALM	1:02.93
5	Thompson, Amy W	45 TOC	1:02.26
6	Fredricks, Jennifer	45 CONN	1:02.46
7	Rhodes, JerrieLynn	48 NCMS	1:03.05
8	Gass, Melissa	48 NCMS	1:03.50
9	Olsen, Cat	46 RAM	1:04.70
10	Maynard, Lisa D	46 ARIZ	1:05.19

Heat 19 of 33 Finals

1	Maycock, Cary W	47 NCMS	1:00.90
2	Gianniny, Dana	46 ROCH	1:00.00
3	LeClair, Dale A	46 HAFI	58.39
4	Dawson, Deborah	47 EST	56.00
5	Eldridge, Beth	46 MOVY	54.55
6	Gary, Kristin J	48 NYAC	55.33
7	Seavall, Kelly J	47 CMS	56.92
8	Wilson, Jamie W	49 PALM	59.73
9	Richardson, Kim G	47 CMS	1:00.42
10	Meredith, Sara L	47 NCMS	1:02.00

Heat 20 of 33 Finals

2	Desotelle, Anne M	43 NCMS	1:17.14
3	Mervich, Hollie J	41 NCMS	1:12.81
4	Poag, Freida	44 NCMS	1:07.00
5	Oversmith, Amy E	44 NCMS	1:05.61
6	Burns, Natasha	44 L4S	1:06.00
7	Kopp, Melanie A	40 NAM	1:09.41
8	Rankin, Alison	44 NCMS	1:13.35
9	Beels, Kendall R	43 RMST	1:24.89

Heat 21 of 33 Finals

1	Hill, Joy S	40 NCMS	1:03.79
2	Zazella, Jamie	40 PALM	1:03.20
3	Plotz-Saribalas, Amy M	43 NAM	1:02.92
4	Lawrie, Dawn J	40 SNM	1:01.79
5	Buckley-Kornatz, Jennifer A	44 NCMS	59.07
6	Riley, Jennifer C	43 NCMS	1:01.50
7	Radtke, Julie	40 ISWM	1:02.11
8	Bishop, Laura J	43 BUMS	1:03.00
9	Dunn, Sara	43 NCMS	1:03.56
10	Whitworth, Katie K	41 NCMS	1:04.49

Heat 22 of 33 Finals

1	Kratz, Caroline I	40 NCMS	58.61
2	Lindquist, Carrie T	40 NCMS	58.26
3	Holland, Amy S	44 NCMS	56.00
4	Schaetz, Trina R	43 WMAC	54.66
5	Braun, Erika L	44 NCMS	51.54
6	Lindauer, Kerry	41 NCMS	52.03
7	Conze, Margaret G	44 L4S	55.77
8	Jauernig, Anja	43 BCTM	56.27
9	Maguire, Rose K	40 REDT	58.56
10	Crusco, Kysa M	40 NEM	58.75

Heat 23 of 33 Finals

1	Cohen, Rachel F	38 REDT	1:09.27
2	Fischer, Christine	35 CMS	1:07.84
3	Hale, Jennifer M	39 UC15	1:04.95
4	Camoos, Marie-Noelle A	38 SPM	1:04.00
5	Thompson, Cooke	35 KATS	1:02.96
6	Wise, Amy R	36 UC18	1:03.00
7	Baudis, Christina	39 NEM	1:04.23
8	Pace, Austyn C	35 POWM	1:06.76
9	Nathan, Anna J	35 MICH	1:08.38
10	Siegrist, Emily M	35 WMAC	1:16.50

Heat 24 of 33 Finals

1	Congdon, Heather B	37 SFTL	1:02.00
2	McNerney, Katie L	37 SFM	1:01.09
3	Strobl, Lori C	36 POWM	1:00.87
4	Flesner, Brooke	36 NAM	1:00.00
5	Dowgiert, Angela	36 NEM	58.14
6	Keto, Alexis D	37 CMS	59.88
7	Mazur, Jessica	35 ALEX	1:00.00
8	Roddin, Julie	39 ANCM	1:00.92
9	Maidenberg, Eve G	39 MAM	1:01.81
10	Howland, Heather A	35 IM	1:02.42

Heat 25 of 33 Finals

1	Stump, Karen M	37 NCMS	57.16
2	Lindsey, Elizabeth H	38 NCMS	56.79
3	Uhl, Alicia K	39 NCMS	55.45
4	Wilson, Lindsay C	39 NCMS	54.59
5	Mihalik, Jennifer	37 AMS	52.36
6	Linke, Lyndsey M	36 CMS	54.43
7	Grier, Katie	37 1693	54.60
8	Sturgis, Karen M	37 GS	55.45
9	Wallace, Catherine B	35 YCSC	56.89
10	Smith, Rebecca L	39 BUMS	57.28

Heat 26 of 33 Finals

2	Shirk, Meredith I	27 YCSC	1:13.26
3	Forney, Emily J	27 NCMS	1:03.99
4	Dudley, Mariah V	28 VMST	1:02.63
5	Beckwith, Caitlin H	29 BUMS	1:02.64
6	Mayer, Meagan J	25 MICH	1:10.96
7	Price, Amanda A	28 NCMS	1:19.51
8	Smith, Nicole M	33 GS	1:09.78
9	Henricksen, Erin A	32 JAM	1:20.44

Heat 27 of 33 Finals

1	Eades, Elizabeth M	30 NCMS	1:05.91
2	Chamberlin, Marion G	30 NCMS	1:05.03
3	Tosh, Megan M	31 GAJA	1:03.35
4	Kelly, Kaymee	31 GSMS	1:01.07
5	Gauzens, Stephanie	32 ALEX	1:00.82
6	Saint-Amour, Roberta C	30 METR	1:01.00
7	Drury, Heather M	32 NCMS	1:01.66
8	Johnson, Julie A	30 UC13	1:04.21
9	Sacknoff, Nelle R	34 USF	1:05.37
10	Lukens, Sarah R	33 VMST	1:06.00

Heat 28 of 33 Finals

1	Segovia, Janet M	34 NCMS	1:00.46
2	Schafer, Melissa	34 BUMS	59.23
3	Ring, Elizabeth A	31 NCMS	58.46
4	McWilliams, Katie L	32 ALEX	57.89
5	Davidoff, Cara	30 TOC	56.00
6	Liberty, Laurel M	34 LIB	57.57
7	Erickson, Lauren	31 NASH	58.41
8	Snook, Meredith L	34 TPIT	58.47
9	Yeager, Lauren E	32 SPM	1:00.00
10	Letendre, Claire A	30 NEM	1:00.74

Heat 29 of 33 Finals

1	Cota, Devon G	25 VMST	1:01.14
2	Kloppe, Kelly A	26 YCFM	1:00.21
3	Chang, Grace O	25 BCTM	59.48
4	Conway, Jessica	28 L4S	58.96
5	Bofinger, Sarah E	29 COLU	58.41
6	Kosciusko, Caroline D	25 NCMS	58.85
7	Woodford, Molly	26 WMAC	59.10
8	Clark, Samantha I	26 GAJA	1:00.05
9	Young, Meg	27 UC24	1:00.96
10	Mahaney, Melanie A	25 SVY	1:02.50

Heat 30 of 33 Finals

1	Webb, Amy K	29 AWJ	56.67
2	Ballenger, Marie A	29 TOC	54.99
3	Hughes, Christine V	25 TOC	54.50
4	Pisano, CJ	29 PBM	53.62
5	Schauwecker, Jessica L	26 FAST	53.31
6	O'Donnell-McCarthy, Fiona	29 TOC	53.35
7	Bambusch, Hailey	25 OREG	53.79
8	Frendreis, Lauren K	27 ROSE	54.54
9	Mohorn, Heather D	29 FINS	55.12
10	Hauser, Ashley M	28 ROSE	57.90

Heat 31 of 33 Finals

1	Schneider, Bobbi A	20 CWST	1:45.00
2	Radtke, Amanda L	20 DUCK	1:09.56
3	Chandler, Carolyn J	24 NCMS	1:03.84
4	Viersen, Campbell M	19 NAM	1:02.66
5	Gableman, Andrea	24 WMAC	1:02.00
6	McKiernan, Alex M	22 PSM	1:02.50
7	Shepherd, Bridget E	22 DUCK	1:02.78
8	Van Volkenburg, Laura C	24 SFM	1:04.69
9	Carey, Melissa	24 AGUA	1:10.20

2016 Nationwide USMS Spring Nationals
Greensboro Aquatic Center
Meet Program - Friday

Heat 32 (#13 Women 100 Yard Freestyle)

1	Perkins, Tajia	20 TMAT	1:01.68
2	Edwards, Kayla A	23 PALM	1:00.74
3	Collins, Megan M	24 UC09	1:00.49
4	Oei, Melissa	21 USF	1:00.00
5	Barton, Sarah	21 NCMS	59.69
6	Hamilton, Devon M	19 USF	59.99
7	Oh, Claire	24 AGUA	1:00.00
8	Balz, Marielle	24 AGUA	1:00.50
9	Jegier, Rebecca A	22 DAMM	1:01.00
10	Reischmann, Mary	22 SPM	1:01.88

Heat 33 of 33 Finals

1	Nolte, Jeanette C	24 IM	57.59
2	Tweesmann, Maike	24 SLAM	56.70
3	Hagerty, Kelly	24 NCMS	56.31
4	Stipe, Mikkell-Ane	23 TOC	55.00
5	Kaywork, Alyson	22 GAJA	53.89
6	Gregory, Kaley D	23 UC12	54.50
7	Shaner, Sara	24 1693	55.60
8	Kerr, Christine R	24 UC14	56.40
9	Adams, Laura D	24 ROSE	57.06
10	Hamilton, Claire	21 DUCK	58.90

#14 Men 100 Yard Freestyle

Lane	Name	Age	Team	Seed Time
------	------	-----	------	-----------

Heat 1 of 51 Finals

4	Woods, Albert H	87 GAJA	1:43.36
5	McClow, Richard I	85 IM	1:28.00
6	Beach, Robert E	85 SPM	1:29.49
7	Knowles, Percy A	85 SWIF	1:54.49

Heat 2 of 51 Finals

1	Alkoff, Howard	83 CONN	1:30.00
2	Granger, Francois	80 ROSE	1:28.50
3	Nicholas, David D	80 LAS	1:22.93
4	Ascherfeld, Ray	80 GCPS	1:17.90
5	Bailie, Bob	80 WMST	1:15.88
6	Mitchell, Clarke E	83 GAJA	1:16.19
7	Oyakawa, Yoshi	82 O*H*	1:21.00
8	Bergen, Lee D	82 OCSC	1:23.20
9	Clifton, Roger L	80 GS	1:30.00
10	Thayer, George D	80 OREG	1:34.75

Heat 3 of 51 Finals

1	Cannan, Patrick	75 PBM	1:33.18
2	Charlton, Allan	79 MICH	1:22.50
3	Miller, David W	75 GAJA	1:11.92
4	Verth, Tom	77 SYSM	1:08.00
5	Gosnold, Will D	75 DKTA	1:02.97
6	Trauber, Ami A	76 SFTL	1:07.30
7	Hamada, Ahmed G	77 GOLD	1:10.61
8	Bugel, Peter M	77 PBM	1:22.00
9	Clark, Jerry	78 NCMS	1:25.00

Heat 4 of 51 Finals

1	Owens, David	71 UC06	1:27.35
2	Avery, John H	73 MM	1:16.65
3	Burson, William W	71 CMS	1:13.90
4	Healy, Martin J	72 WM	1:10.86
5	Walters, Dan M	70 ROCH	1:10.00
6	Voorhees, Dayton	70 CMS	1:10.50
7	Mueller, Lawrence W	71 WMAC	1:12.90
8	Zamon, Frederick J	74 GMUP	1:16.17
9	Gadol, Louis C	74 NCMS	1:24.72
10	Devennish, Edward B	71 NAM	1:32.87

Heat 5 of 51 Finals

1	Straka, Peter	73 FTYM	1:08.30
2	Willert, Dan T	73 WIND	1:05.00
3	Daniels, Larry N	70 MAAC	1:04.00
4	Gilbert, Richard P	70 TAOS	1:03.00
5	Quiggin, David	71 PBM	57.48
6	Holswade, Hank C	70 VMST	1:02.00
7	Brookens, Bruce R	71 CMS	1:03.29
8	Amundsen, Joseph S	70 1776	1:04.13
9	Watts, Bill	70 DOG	1:06.90
10	Hutchings, Dick	74 NEM	1:09.83

Heat 6 of 51 Finals

1	Roszbach, Robert	64 MICH	1:20.00
2	Thompson, James P	61 TNAQ	1:09.60
3	Fritschen, Tom M	60 PSM	1:06.60
4	Knopf, Glenn	60 SLAM	1:05.00
5	Henson, Steven L	62 NCMS	1:07.00
6	Tupitza, Charles W	61 WAVA	1:11.83
7	Purdie, John A	66 NCMS	1:28.00
8	Langendorfer, Stephen J	65 BUMS	1:18.20
9	Mehnert, Erich C	67 MICH	1:18.97

Heat 7 of 51 Finals

1	Bean, Gary O	66 NCMS	1:14.90
2	Quanrud, John O	69 GAJA	1:13.00
3	Seligson, Steve	69 SPM	1:10.00
4	Laughlin, Terry	65 ADMS	1:07.01
5	Owens, Robert A	69 VCM	1:06.92
6	Heeter, M H	68 UC17	1:07.00
7	Beuttenmuller, David J	65 PBM	1:07.11
8	Revenaugh, Kelly C	65 MICH	1:11.67
9	Klements, Newton	69 PALM	1:14.06
10	Weiner, H R	66 WMAC	1:15.00

Heat 8 of 51 Finals

1	McQuiggan, Frank	67 NEM	1:06.87
2	Reichle, Bill	68 BERK	1:06.27
3	Harmon, David C	66 ANCM	1:04.91
4	Epstein, Daniel	65 NEM	1:03.68
5	Kornblatt, Daniel S	66 BUMS	1:02.68
6	Gianniny, Bruce	65 ROCH	1:03.00
7	Bertrand, Robert T	67 PBM	1:04.44
8	Solomon, David L	67 SFTL	1:05.12
9	Haywood, Henry D	67 NCMS	1:06.50
10	Farmer, Michael W	68 ROSE	1:06.90

Heat 9 of 51 Finals

1	Brzezinski, Jay	69 PALM	1:00.00
2	McPherson, Andrew M	69 DAM	59.37
3	Bernard, Alan D	66 TAM	59.17
4	Rollins, Bruce W	66 VCM	58.62
5	Gruber, Glenn A	66 VCM	55.42
6	Oates, David R	65 NEM	57.52
7	Boster, Stephen R	65 DAMM	58.90
8	DeWitt, Peter	65 DLMA	59.30
9	Wright, Robert W	65 MOVY	59.82
10	Lintz, Steve	65 SNM	1:01.50

Heat 10 of 51 Finals

1	Vogel, Matthew M	61 IM	1:03.13
2	Beardmore, Roger O	64 PALM	1:03.00
3	Van der Horst, Charles M	64 NCMS	1:02.03
4	Munson, Arthur L	63 BUMS	1:02.00
5	Klope, Chet	60 GSM	1:01.94
6	McGraw, Dennis D	64 NCMS	1:02.00
7	White, Tim	60 NCMS	1:02.02
8	Stretch, James J	64 PSM	1:02.80
9	Battistini, Rick A	62 NEM	1:03.05
10	Ray, Bryan T	61 NEM	1:03.57

Heat 11 of 51 Finals

1	Purdie, James L	63 NAM	1:01.17
2	Gibson, Christopher E	60 PAA	59.90
3	Toll, Alan E	61 NCMS	59.71
4	Gutowski, Mark	60 ANBM	58.70
5	Coxhead, George L	63 NCMS	58.50
6	Clark, Victor L	60 SLAM	58.50
7	Schmitz, Bob L	63 NCMS	58.90
8	Alexander, Rich	60 LOCO	59.89
9	Comfort, Mark S	62 MM	1:00.01
10	Miller, Richard N	61 NCMS	1:01.53

Heat 12 of 51 Finals

1	Mandel, Barry R	63 WMAC	57.50
2	Saint-Amour, Craig E	63 AGUA	57.32
3	Heather, Michael R	61 MVN	56.78
4	Knowles, Andy A	61 SWIF	56.24
5	Barton, Tom	60 NTXL	56.00
6	Schatz, Gary	61 RICE	56.11
7	Wall, Dan	60 ADMS	56.67
8	Allen, Tim	62 NEM	57.23
9	Hildebrandt, David C	61 GAJA	57.43
10	Martin, Doug	62 ARKM	58.00

Heat 13 of 51 Finals

1	Perout, Jeffrey J	63 SYSM	55.80
2	Toth, Dennis J	61 MICH	55.50
3	Van Boer, Eric D	61 RHMS	55.20
4	Thornton, James S	63 1776	54.48
5	Groselle, Jack R	61 SYSM	51.19
6	Williams, Bruce F	62 RICE	51.80
7	Hague, David J	62 UC43	54.55
8	Fochios, Dean T	62 WMAC	55.20
9	Crowder, Robert T	60 NCMS	55.69
10	Puhse, Neil	60 SFTL	56.00

2016 Nationwide USMS Spring Nationals
Greensboro Aquatic Center
Meet Program - Friday

Heat 14 (#14 Men 100 Yard Freestyle)			Heat 19 of 51 Finals			Heat 24 of 51 Finals					
2	McFadden, Edmund W	55 NASH	1:19.75	1	Stultz, Todd W	56 SYSM	53.16	1	Fuller, W Scott	50 NCMS	53.50
3	Purgason, H Lee	59 ROSE	1:11.20	2	Dyer, Andy	57 AWJ	52.94	2	Anderson, Earl E	51 NCMS	52.79
4	Carlson, Eric A	55 NCMS	1:06.01	3	Klein, Jonathan E	58 NCMS	52.77	3	Pistorio, Tyge	50 NCMS	52.50
5	Buchanan, Bill	56 NCMS	1:04.62	4	Carter, Paul V	58 TOC	52.00	4	Van Dyke, Rick P	51 NTXL	52.39
6	Graffis, Kevin H	56 SNM	1:05.07	5	Steinhafel, Mark J	55 WMAC	51.10	5	Jones, Brian A	50 NAM	52.00
7	Northrop, Bill	57 PALM	1:07.08	6	Sherman, Bill	57 MOVY	51.60	6	Switzer, Keith M	53 CASC	52.37
8	Weiss, Patrick J	56 MICH	1:12.78	7	Slater, Douglas K	58 1693	52.70	7	Reul, Andy	52 CONN	52.50
Heat 15 of 51 Finals			8	Stephenson, Dan	59 ROSE	52.90	8	Christensen, Kurt A	50 MICH	52.73	
1	Bailie, Chuck	57 WMST	1:03.64	9	Berry, David D	56 MATT	52.97	9	McCool, Michael J	53 GAJA	53.36
2	Buck, Billy	55 PALM	1:02.09	10	Berryhill, Keith	56 WHA	53.48	10	Smith, Richard C	50 AMS	53.96
3	Kowalski, David C	55 NCMS	1:01.05	Heat 20 of 51 Finals			Heat 25 of 51 Finals				
4	Vargas, Glen A	55 SYSM	1:01.00	1	Manley, Donald G	54 NCMS	1:27.97	1	Peschel, Keith D	50 SMST	51.79
5	Rowland, Jim	55 LIB	1:00.65	2	Marquand, Wesley L	52 NCMS	1:18.00	2	Vazhenin, Igor	52 PSDN	51.52
6	Green, Chip	55 PBM	1:00.88	3	Tiedemann, Arthur R	50 WM	1:04.00	3	Bennett, Dennis	50 IAMA	51.13
7	Stresemann, Michael N	55 PALM	1:01.02	4	Evans, Brian R	51 RMST	1:01.55	4	Segal, William N	51 JAM	51.00
8	Michaels, Charles F	57 MOST	1:01.29	5	Kough, David S	52 MINN	59.95	5	Harris, Gregory	52 VMST	50.35
9	Shearer, Peter P	55 NCMS	1:02.47	6	Graham, Paul	50 MICH	59.99	6	Mercer, Rich	52 YCFM	50.79
10	Weischedel, Garry R	58 ADMS	1:04.00	7	Hunt, Steve T	52 NCMS	1:03.00	7	McCool, Chris	51 PALM	51.10
Heat 16 of 51 Finals			8	Jimenez, Carlos A	51 RICE	1:07.35	8	Tyler, Bob	53 NEM	51.45	
1	McKinnon, Bill	55 TNAQ	1:00.24	9	Yetter, Brian	53 GAJA	1:18.60	9	Stewart, Henry D	52 NCMS	51.63
2	Campbell, Chris	55 MVM	59.85	Heat 21 of 51 Finals			Heat 26 of 51 Finals				
3	Conde, Mario A	55 SCAQ	59.50	1	Knight, Allen	52 NCMS	59.14	3	Haberstich, Brian	49 IM	1:07.95
4	Ellwanger, Gregg	56 GAJA	59.20	2	Upprichard, David E	50 REDT	58.92	4	Toy, Raymond	49 CMYM	1:05.31
5	Batman, John	58 MEDM	59.10	3	King, Ian E	53 GAJA	58.70	5	Patterson, Robert B	45 NCMS	1:01.17
6	Hall, James	55 HUNT	59.16	4	St. Germain, Eric M	53 MICH	58.53	6	May, John	48 WMAC	1:02.55
7	Reuning, Peter R	56 UC45	59.34	5	Roberts, Courtney	53 UC17	58.20	7	Glowczynski, Ronald F	47 VMST	1:07.00
8	Thomas, Mark	55 UC14	59.54	6	Hopkins, Mark	53 NCMS	58.45	8	Brown, Stephen C	49 NCMS	1:12.00
9	Bergman, Michael T	55 UC17	1:00.15	7	Bagot, John J	54 NCMS	58.68	Heat 27 of 51 Finals			
10	Alkire, Jim A	57 DAMM	1:00.26	8	Parker, Lee	54 NCMS	58.92	1	Wagner, Karl	49 DCAC	59.86
Heat 17 of 51 Finals			9	Coates, Ed M	50 TXLA	59.00	2	Urish, Steven J	45 NCMS	59.50	
1	Kubicki, Scott	57 TNAQ	58.13	10	Meade, Matthew H	50 PTMS	59.78	3	Fairbairn, Mike	49 PALM	58.50
2	Watkins, Doug	55 PPSL	57.92	Heat 22 of 51 Finals			Heat 28 of 51 Finals				
3	Deppe, Tom W	58 VMST	57.06	1	Rook, Alan O	53 SPM	58.01	4	Quinn, Michael	46 GSMS	56.98
4	Fisher, Dennis E	56 NAM	56.90	2	Dalpiaz, Steve R	50 GSMS	57.90	5	Smith, Joshua C	47 SPM	56.74
5	Nelson, Kurt D	56 CMS	56.02	3	Sternby, Victor J	51 UC11	57.61	6	Ames, Eddie	46 PBM	56.90
6	Gugino, Douglas A	55 CONN	56.50	4	Moon, Matt J	54 NEM	57.12	7	Jaffe, Robert A	45 NCMS	57.89
7	Singletary, Henry P	55 NCMS	57.00	5	Procton, Bruce	54 NCMS	56.60	8	Gray, Richard L	47 NCMS	59.23
8	Callahan, Jim	58 NAM	57.33	6	Harris, Mark E	53 ALEX	57.00	9	Eaton, Carlton O	49 GAJA	59.78
9	Shipp, Bill	56 UMAC	58.00	7	Arnholz, Alan T	52 NCMS	57.15	10	Lewis, Kevin C	45 PALM	1:00.94
10	Wuest, Frank C	55 NEM	58.80	8	Wyckoff, Benjamin W	51 CONN	57.73	Heat 28 of 51 Finals			
Heat 18 of 51 Finals			9	Potter, Thomas P	53 GAJA	58.00	1	Davis, William A	48 NCMS	56.49	
1	Richey, Steven C	55 MOST	55.37	10	Mc Ginley, Patrick B	52 ROSE	58.01	2	Lyons, Jeff	45 NCMS	56.22
2	Gleason, Thomas H	59 NYAC	55.00	Heat 23 of 51 Finals			Heat 28 of 51 Finals				
3	Berting, David A	59 NCMS	54.67	1	Moore, John	54 NCMS	55.86	3	Sprenger, Kurt	46 VMST	56.00
4	Hassan, Amro A	56 MEDM	54.00	2	Gunzl, Arthur	54 CONN	55.71	4	Clear, Kirk W	48 VMST	55.84
5	Stephenson, Kyle	55 MOVY	53.50	3	Pritchard, Billy R	52 RATS	55.13	5	Whiteway, Jeff	45 MEDM	55.14
6	Neville, Richard	59 FAST	54.00	4	Reeve, Brian C	53 NCMS	55.00	6	Fuller, Graham E	45 GAJA	55.56
7	Clark, Nelson	55 NCMS	54.10	5	Moll, Sebastian	51 REDT	54.00	7	Massingale, John V	49 UC50	56.00
8	Shake, Joe	57 CAT	54.75	6	Cook, Andy	51 PALM	54.90	8	McGowan, Tom	48 NCMS	56.00
9	Richardson, Terry	55 ARIZ	55.12	7	Ledger, Clark D	51 LVM	55.08	9	Hahn, Darek L	49 JAM	56.26
10	Brosius, John D	56 PBM	55.92	8	Billings, Raymond	51 AKMS	55.65	10	Sosa-Felicié, Edgardo L	46 SFTL	56.58
				9	Schumacher, Rick	52 RATS	55.80				
				10	Woody, Kevin	52 NCMS	55.90				

**2016 Nationwide USMS Spring Nationals
Greensboro Aquatic Center
Meet Program - Friday**

Heat 29 (#14 Men 100 Yard Freestyle)

1	Ingham, Fred	49 PSM	55.00
2	Lage, Terry L	48 SFTL	54.97
3	Pegram, Steve	47 NCMS	54.43
4	Nettles, Samuel J	45 PBM	54.31
5	Bryant, Brandon	47 YCFM	54.00
6	Ellis, Andrew F	47 UMAC	54.00
7	Sever, Michael	45 NCMS	54.34
8	Major, David A	46 NCMS	54.71
9	Gooding, Jim	48 PSM	54.97
10	Sullivan, Anthony J	47 SPM	55.00

Heat 30 of 51 Finals

1	Bessire, Brent	47 PBM	53.43
2	Alsberg, Maoz	47 PSM	53.00
3	Vocke, Joe	45 NAM	53.00
4	Lindahl, Lennart	46 PBM	52.75
5	Soltis, Richard L	49 UC13	52.50
6	Doane, Michael P	45 UMAC	52.70
7	Robling, Steve W	46 NCMS	52.88
8	Sangmeister, Gary	45 SVY	53.00
9	Cornell, Eric C	46 NCMS	53.28
10	Tapiero, Dan	48 NYAC	53.70

Heat 31 of 51 Finals

1	Rainero, Joe	49 PALM	52.50
2	Bailey, Jeff M	49 MICH	52.07
3	Garland, Robert	46 CMS	52.00
4	Brundage, Patrick W	49 BRSM	51.68
5	Fletcher, Jeff H	46 NCMS	51.28
6	Kitzman, Scott A	46 PBM	51.64
7	Farrell, Andrew J	45 YCFM	51.85
8	Torres, Todd	47 NCMS	52.00
9	Kays, David E	48 PSM	52.50
10	Martin, Chris D	49 NCMS	52.50

Heat 32 of 51 Finals

1	Dreizler, Todd M	46 UC48	50.49
2	Sheldon, Paul	45 CMS	49.49
3	Carroll, Stewart A	46 RAM	49.00
4	Blaze, Cliff F	45 NYAC	49.00
5	Baleka, Siphwe K	45 MOVY	48.25
6	Beach, Christopher E	46 PBM	48.88
7	Benucci, Lorenzo	48 AWJ	49.00
8	Cox, Mark	48 RAM	49.39
9	Mehok, George K	48 SYSM	49.93
10	Hersh, Craig	45 NEM	51.00

Heat 33 of 51 Finals

3	Carney, Kevin J	43 NCMS	1:05.00
4	Guillen, Brian D	40 PSM	58.86
5	Gawriljuk, Douglas	44 PBM	57.27
6	Rager, Ryan M	41 SPM	58.80
7	Anderson, Brian B	44 SWOM	59.44

Heat 34 of 51 Finals

1	Andrin, Milan	40 NAM	56.50
2	Harrison, Steve W	44 NCMS	56.50
3	West, Matthew R	41 MICH	56.38
4	Andreev, Valeri Y	43 UC41	56.09
5	Drees, Dan R	41 UC45	56.01
6	Rudolph, Daniel A	44 L4S	56.06
7	Czarnowski, John M	44 NCMS	56.31
8	Driscoll, Keith E	41 1693	56.48
9	Catterson, William H	43 NCMS	56.50
10	Banovic, Brendan	41 NBPB	56.54

Heat 35 of 51 Finals

1	Folan, Matthew H	43 GAJA	55.31
2	Passos, Andre	42 ROSE	55.00
3	Mitzak, John J	43 NCMS	54.81
4	Harbour, Cliff J	43 UC10	54.17
5	Sadosky, Daniel M	41 NCMS	54.00
6	McCormick, Bill T	43 NCMS	54.06
7	Tadla, Jarek	44 SFTL	54.25
8	Bishop, Christopher R	44 BUMS	55.00
9	Martin, Andrew C	41 NCMS	55.23
10	Walter, Joseph M	44 NCMS	55.52

Heat 36 of 51 Finals

1	Gerrard, Sean	43 SPM	53.69
2	Jones, Matt J	44 HUNT	52.93
3	Stockwell, Zach	41 CRUZ	52.50
4	Jackson, Scott J	41 NOVA	52.15
5	Shanks, Doug	40 VMST	51.70
6	Herman, Eric C	44 SPM	52.13
7	Glass, Mark W	41 NTXL	52.33
8	Albino, Jorge E	41 SYSM	52.71
9	Diaz, Luis A	41 SFTL	53.44
10	Bierman, Rob	40 PALM	54.00

Heat 37 of 51 Finals

1	Karren, Kelly S	42 CVMM	51.48
2	Pearson, Johnnie A	42 SYSM	49.89
3	Van Thielen, Mike	44 YCFM	49.24
4	Cole, David C	40 CRUZ	48.19
5	Williams, Ryan D	42 SFTL	47.52
6	Fletcher, Van	40 NCMS	48.05
7	Juuris, Peter C	42 UC21	48.74
8	Ohman, Niclas K	41 NEM	49.30
9	Klepchick, Paul R	41 RAM	50.20
10	Halloran, James R	40 O*H*	51.54

Heat 38 of 51 Finals

1	Gutierrez, Rommy A	30 TNAQ	58.70
2	Noel, Christopher S	33 MOVY	56.70
3	Weischedel, David	30 ADMS	56.00
4	Shaw, Chris	33 UMAC	54.76
5	Pannepacker, Josh M	32 YCFM	54.73
6	Coughlan, Owen A	30 BCTM	54.84
7	Umberger, Larry J	34 NCMS	56.54
8	Wilson, Todd M	30 PBM	58.05
9	Berwald, Joshua F	36 PBM	1:05.49

Heat 39 of 51 Finals

1	Goldberg, Brian	38 AGUA	55.90
2	Hillen, Timothy J	35 NCMS	55.44
3	Casto, Sean K	37 PALM	54.98
4	Perschy, Sean K	37 NCMS	54.81
5	Mohs, Jason P	35 MINN	54.20
6	Benardot, Jacob L	35 PALM	54.44
7	Billingsley, Patrick	35 PBM	54.82
8	Bloomfield, Richard A	36 NCMS	55.27
9	Cassidy, Michael P	38 NCMS	55.48
10	Dau, David M	38 KAC	1:03.77

Heat 40 of 51 Finals

1	Brown, Adam R	35 ELG	53.29
2	Goler, Jonathan A	35 SFTL	52.00
3	Erdos, Jonathan	35 ASC	51.59
4	Asti, Trevor	38 MICH	51.07
5	Jap, Peter S	37 NAM	50.00
6	George, Nathan D	36 DCM	50.97
7	Jent, Daniel E	38 ALEX	51.34
8	Lotano, Daniel	35 PBM	51.80
9	Mills, Jamie	39 LIB	53.14
10	Rowe, Edward	37 NCMS	53.75

Heat 41 of 51 Finals

1	Werner, David F	37 BUMS	49.80
2	Babcock, Andrew	38 WMAC	49.30
3	Gilchrest, Allen	39 GAJA	48.59
4	Fiene, Jonathan P	37 UC08	48.11
5	Doak, Kevin	35 MICH	47.50
6	Kloppe, William R	35 YCFM	48.09
7	Zeller, Timothy A	37 GYMS	48.15
8	Silva, Fabio M	38 GSMS	49.00
9	Owen, Jason L	35 SLAM	49.78
10	Lovett, Michael	38 1693	49.98

Heat 42 of 51 Finals

1	Zambrano, Juan M	34 NCMS	54.40
2	Mark, Doug R	34 AGUA	53.89
3	Gerken, Dustin D	31 NAM	52.97
4	Zarate, Julio L	34 NCMS	52.00
5	Miller, Joshua S	30 NAM	51.79
6	Wazyriak, Kenneth J	31 SPM	51.80
7	Demand, Andrew K	33 ASC	52.84
8	Martin, Matthew J	30 ROSE	53.40
9	Early, Josh T	30 NASH	54.16
10	Konetzki, Alexander	34 IM	54.71

Heat 43 of 51 Finals

1	Yatagan, Halil B	34 PALM	51.18
2	Dimitrov, Matias	34 MATD	51.00
3	Mendoza, Jon	33 ROSE	50.57
4	Rapp, Larry J	31 SMS	49.09
5	Thrasher, Bradley A	34 NCMS	47.52
6	Farreny, Kristopher	30 JAM	47.93
7	Burris, William G	33 YCFM	49.66
8	Hersh, David M	34 FINS	50.85
9	Cuellar, Sebastian	31 SFTL	51.12
10	Whitehead, Andrew	33 UC55	51.18

2016 Nationwide USMS Spring Nationals
Greensboro Aquatic Center
Meet Program - Friday

Heat 44 (#14 Men 100 Yard Freestyle)		
1	Dort, Ian	25 NAM 1:01.00
2	Jones, Flynn	26 NCMS 54.00
3	Castro, Daniel	25 ROSE 53.39
4	Roszbach, David W	29 NCMS 53.05
5	Arias, Luis	28 AGUA 53.00
6	Eckert, Jonathan	29 SYSM 53.00
7	Rey, Thomas P	27 NAM 53.06
8	Jackson, Adam	29 ENSW 53.49
9	Shepherd, Tyler	25 UC13 58.00
Heat 45 of 51 Finals		
1	Jenkinson, Matthew D	29 NCMS 52.98
2	Yan, Hank	27 TOC 52.00
3	Sagginario, Joseph	27 OWST 51.45
4	Terrell, Jeffrey S	26 UC07 50.99
5	Larin, Ilia	28 MPNY 49.99
6	Fachin, Andre A	26 GSMS 50.47
7	Dolben, Warren	26 CRAB 51.38
8	Frawley, Robert J	27 NYAC 51.51
9	Lebost, Daniel J	29 PBM 52.84
10	Wilson, Jason M	25 PALM 53.00
Heat 46 of 51 Finals		
1	Lawrence, Jesse	26 SLAM 49.75
2	Birnbrich, Andrew	26 NAM 49.06
3	Thomas, Chandler P	26 NCMS 48.83
4	Sherrier, Matthew C	26 PALM 48.32
5	Vernoia, Michael F	25 NYAC 48.00
6	Fay, Christopher J	27 1693 48.16
7	Van Volkenburg, Thomas M	27 UC16 48.50
8	McCanless, Charlie	29 NCMS 48.99
9	Catlin, Andrew H	27 INDY 49.10
10	Malasky, Martin E	27 TOC 49.83
Heat 47 of 51 Finals		
1	Thies, Will A	26 UC45 47.91
2	Webb, Cameron	29 ART 46.74
3	Saeta, Andrew	25 TOC 46.58
4	Talbott, Christopher J	29 TOC 46.27
5	Ferguson, Kevin	25 TOC 45.69
6	Loughran, Kyle A	28 1693 46.00
7	Newell, Rob H	26 TOC 46.50
8	Gallagher, Kevin C	28 1693 46.69
9	Vogel, Jake N	28 ASC 47.20
10	Boley, Evan A	28 AWJ 47.99
Heat 48 of 51 Finals		
1	Stewart, Sam A	21 CWST 1:20.00
2	Tonellato, Michael A	19 CWST 1:10.00
3	Harvison, Matthew H	20 DUCK 59.99
4	Davidson, Patrick J	23 NCMS 55.88
5	Olden, Jaegger M	23 CWST 54.94
6	VanderHorst, Brandon W	24 CGCC 55.30
7	Propersi, Jeffrey D	20 PSM 57.50
8	Clark, Austin D	20 PSM 1:05.42
9	Chau, Phuc B	23 CWST 1:12.15

Heat 49 of 51 Finals		
1	Fiamengo, Vince	24 LAPS 54.00
2	Raze, Kyle C	23 DUCK 53.59
3	Birnbrich, Luke	19 NAM 52.88
4	Lindholm, Kyle	23 UC13 52.14
5	Pederson, Nicholas	19 PSM 51.51
6	Pehrson, Josh S	19 PSM 52.08
7	Quan, Kevin T	19 DUCK 52.53
8	Judd, Eric A	23 WVM 53.49
9	Tatich, Kyle A	20 NCMS 54.00
10	Sanchez, Jude McCanne L	23 HAWK 54.49
Heat 50 of 51 Finals		
1	Loyd, Michael	18 DUCK 50.00
2	Flood, Kevin C	23 UC45 50.00
3	Rieder, David E	22 PALM 49.49
4	Sims, Burke A	24 NYAC 49.00
5	Neville, Griffin	22 FAST 48.50
6	Destree, Nathan M	24 VMST 48.99
7	Offutt, Bryan T	24 TOC 49.30
8	Dole, Andrew H	20 NCMS 49.65
9	Birnbrich, Hayden	23 NAM 50.00
10	Garman, Paul D	24 TOPS 50.09
Heat 51 of 51 Finals		
1	Davis, Cole W	23 TOC 48.00
2	Goeken, Philip	19 TW 47.80
3	Murray, Matthew R	24 TOC 47.50
4	Honeycutt, Chase	21 NAM 46.22
5	Hashemi, Cyrus	21 UC10 45.98
6	Birnbrich, Zachary T	24 NAM 46.00
7	Wood, Alex S	21 PALM 46.65
8	Trowbridge, Nicholas R	24 TOC 47.72
9	McFarland, Tyler N	24 CFSC 47.99
10	Morris, Wilfred R	24 MOST 48.00

#15 Women 200 Yard Butterfly

Lane	Name	Age	Team	Seed	Time
Heat 1 of 12 Finals					
4	Kranpitz, Nancy	71	WMAC	3:54.82	
5	Barnea, Daniela	72	STAN	3:37.30	
6	Edelbaum, Donna	82	MESC	7:12.00	
7	Griffin, Lucille	77	VMST	3:54.13	
Heat 2 of 12 Finals					
1	Baldwin, Patricia A	60	SKY	4:50.40	
2	Lampe, Betty	60	SVY	3:40.00	
3	James, Katy	60	ARIZ	3:36.07	
4	Harrelson, Jo Ann	60	SPM	3:37.11	
5	Pearce, Mary D	60	NCMS	3:45.00	
6	Young, Lydia L	67	CMS	3:51.64	
7	McCloskey, Cecilia D	66	1776	2:56.00	
8	Guthrie, Sally K	66	MICH	3:15.73	
9	Panayotoff, Kristi M	67	GS	4:00.38	

Heat 3 of 12 Finals		
1	Braaten, Kitten	60 VMST 3:23.31
2	Steil, Tamara R	61 MICH 3:22.56
3	Falcigno, Pamela M	60 SFTL 3:15.21
4	Hilpert, Bess	60 TXLA 3:01.98
5	Loftus-Charley, Shirley A	64 VMST 2:53.00
6	Wainwright, Joanne	60 NCMS 2:59.14
7	Bierwert, Karen	63 NEM 3:10.32
8	Tourtual, Dorothy M	64 BUMS 3:18.58
9	Quinn, Phyllis E	60 TOC 3:23.17
10	Kaguni, Laurie S	63 MICH 3:31.60
Heat 4 of 12 Finals		
3	Burlingame, Sharon M	59 TNAQ 3:15.93
4	Ciampa-Wise, Cindy	56 SKY 2:44.66
5	Alioto, Laurie J	58 WMAC 2:38.63
6	Brown, Denise H	56 MICH 2:43.89
7	Uecker, Anne	55 MESC 3:06.43
8	Bauer, Diann S	57 SLAM 3:43.34
Heat 5 of 12 Finals		
3	Krugman, Elaine	54 GAJA 4:10.00
4	Kramer, Adrienne	50 NCMS 3:06.48
5	Zien, Livia L	50 SPM 2:51.08
6	Dore, Mary G	52 NCMS 2:54.56
7	Hooe, Donna L	53 GAJA 3:14.63
Heat 6 of 12 Finals		
1	Delorey, Laura E	53 NEM 2:45.50
2	Kupan, Cheryl A	51 SPM 2:38.00
3	Birnbrich, Beth	52 NAM 2:33.60
4	Klestinec, Robin L	54 NAM 2:27.00
5	McIntyre, Shannon J	51 PSM 2:21.90
6	Hug, Laurie	51 1776 2:22.22
7	Countryman, Marianne	51 GAJA 2:33.46
8	Ditzler, Kristy	51 TXLA 2:34.93
9	Vanderpoel, Nicole L	51 CMS 2:42.94
10	Cialdella-Morehead, Lorna	51 BERK 2:48.00
Heat 7 of 12 Finals		
2	Postma, Terri	46 GERM 3:00.00
3	Weiderman, Jennifer	49 CVMM 2:44.50
4	Westerman, Karen L	48 SPM 2:35.20
5	Dooley, Katy	49 TXLA 2:28.57
6	Cranny, Jennifer R	48 PALM 2:28.98
7	Tiedemann, Kate A	47 WM 2:40.00
8	Koehler, Deanna C	46 CVMM 2:47.81
Heat 8 of 12 Finals		
1	Williams, Tracy A	43 PBM 3:46.00
2	Matsumura, LeAnn H	43 PBM 3:15.00
3	Lehman, Jessica M	40 UC12 2:41.93
4	Lawrie, Dawn J	40 SNM 2:40.24
5	Simpson, Shauna M	44 WM 2:25.00
6	Crusco, Kysa M	40 NEM 2:40.00
7	Stuart, Julie	42 TNAQ 2:40.40
8	Hindle, Lori D	40 NEM 2:42.72
9	Sega, Ally	43 CONN 3:23.83
Heat 9 of 12 Finals		
4	Schneider, Erin E	37 WMAC 2:28.00
5	Moro, Erin C	37 PALM 2:14.80
6	Carson, Emily C	37 NCMS 2:24.20
7	Louhichi, Nadia	35 SNM 2:38.39

**2016 Nationwide USMS Spring Nationals
Greensboro Aquatic Center
Meet Program - Friday**

Heat 10 (#15 Women 200 Yard Butterfly)

1	Stutz, Kathleen J	33 SFTL	3:30.19
2	Sacknoff, Nelle R	34 USF	2:50.43
3	Braniecki, Ashley L	30 O*H*	2:26.14
4	Schneider, Lindsey W	34 NAM	2:24.00
5	Williams, Melinda B	34 NEM	2:14.64
6	Schneider, Leah R	31 WMAC	2:20.00
7	Greene, Shannon E	30 1693	2:25.00
8	Pelczynski, Kathleen	30 NCMS	2:40.00
9	Odonnell, Meghan	33 ROSE	3:25.32

Heat 11 of 12 Finals

2	Mohorn, Heather D	29 FINS	2:25.15
3	Clapp, Marissa L	28 RICE	2:15.00
4	Pratt, Kristen E	26 NYAC	2:08.21
5	Kastes, Katie C	26 TOC	2:02.00
6	Bicek, Adrienne L	25 IM	2:07.11
7	Letendre, Denise M	27 VMST	2:09.97
8	Serir, Amina F	26 VMST	2:20.00
9	Pulliam, Jenny	29 PALM	3:02.31

Heat 12 of 12 Finals

3	Bartley, Sarah L	24 GSMS	2:54.62
4	Miller, Jenna L	24 GSMS	2:35.00
5	Pepper, Elizabeth	22 NCMS	2:04.33
6	Cook, Caitlin R	24 NCMS	2:20.99
7	Barnick, Angela	21 PSM	2:42.05
8	Dugan, Kylie M	20 CWST	3:58.00

#16 Men 200 Yard Butterfly

Lane	Name	Age Team	Seed Time
------	------	----------	-----------

Heat 1 of 14 Finals

3	Marchbanks, Jerry L	80 PBM	4:10.00
4	Stolz, Hal F	81 GAJA	3:50.00
5	Lauer, William J	81 TNAQ	3:29.84
6	Good, Larry A	82 SLAM	4:09.50
7	Maine, Thomas O	90 SLAM	4:53.86
8	Forgione, David J	61 MICH	6:25.67

Heat 2 of 14 Finals

1	Callen, Russ	72 GAJA	3:56.43
2	Iselin, Christian R	72 YCFM	3:35.21
3	Osborne, Oz	70 ELG	3:19.19
4	Roddin, Hugh J	74 ANCM	3:10.00
5	Husson, Bob	70 NCMS	3:34.83
6	Zeigler, John V	70 GAJA	3:39.48
7	Cody, Frank J	75 MICH	4:00.00
8	Wolfe, Artie	76 INDY	3:11.04
9	Shaw, James F	75 RINC	3:25.00
10	Shearer, Douglas R	75 NEM	4:09.23

Heat 3 of 14 Finals

2	Genter, Robert S	65 UC33	3:22.00
3	Pillmore, Bill	68 NCMS	3:15.00
4	Bernard, Alan D	66 TAM	2:40.46
5	Day, Lawrence J	65 MICH	2:18.25
6	Bell, Alan	66 PSM	2:35.05
7	Rollins, Bruce W	66 VCM	2:59.94
8	Grass, Greg M	65 UC15	3:20.09

Heat 4 of 14 Finals

3	Cox, Stan	60 NCMS	3:45.00
4	Tupitza, Charles W	61 WAVA	3:00.10
5	Anderson, Robert L	60 PCCM	3:02.78
6	Miller, Jamie A	61 NCMS	4:29.25
7	Elizondo, Bill	48 RAM	2:25.92
8	Kern, Paul E	47 NCMS	3:02.00

Heat 5 of 14 Finals

1	Heather, Michael R	61 MVN	2:49.49
2	Knowles, Andy A	61 SWIF	2:37.61
3	Millholland, Carl D	63 WMAC	2:28.00
4	Davis, Kern M	61 SPM	2:26.79
5	Gooding, Jack W	62 ARKM	2:22.80
6	Ockerman, Jeff	61 NASH	2:25.00
7	Modjeska, Mark E	63 ARIZ	2:27.97
8	Lindstedt, David P	60 LAPS	2:32.18
9	Brighte, David	63 NEM	2:40.00
10	Freeman, Stephan J	60 SPM	2:51.78

Heat 6 of 14 Finals

1	Rumble, Wilson B	55 DCAC	3:00.00
2	Frاندino, Phil A	58 PALM	2:43.58
3	Martinez, Hector D	58 WOW	2:34.00
4	Vargas, Daniel	55 ARIZ	2:25.00
5	Soltys, Ted J	55 IM	2:15.00
6	Menches, Robert C	55 PALM	2:20.00
7	Matysek, Jim	56 SYSM	2:30.00
8	Grecco, Paul A	55 GMUP	2:37.32
9	Clark, David L	58 WMAC	2:49.00
10	Harasz, Philip	57 SPM	3:40.00

Heat 7 of 14 Finals

1	Putney, Donald C	52 NCMS	2:54.47
2	Kough, David S	52 MINN	2:38.12
3	Petrov, Konstantin Y	52 MPNY	2:32.64
4	Milburn, David	54 MATT	2:29.24
5	Atkins, Steven L	53 ADMS	2:21.08
6	Bergen, Doug	52 OCSA	2:25.26
7	Valley, Eric	54 MOVY	2:29.84
8	Ekman, Evan F	51 NCMS	2:35.99
9	Anderson, Earl E	51 NCMS	2:38.76
10	Delgado, Francisco	48 SPW	2:25.02

Heat 8 of 14 Finals

1	Oyler, Paul F	50 UC11	2:19.32
2	Vazhenin, Igor	52 PSDN	2:14.52
3	Bitzenhofer, Mike A	51 NCMS	2:11.14
4	Pulsifer, Andrew B	50 NCMS	2:09.27
5	Sims, David E	53 IM	1:59.00
6	Shaffer, Mike G	50 VCM	2:01.55
7	Morris, Richard L	52 NAM	2:09.36
8	Birnbrich, Chris L	52 NAM	2:14.00
9	Schumacher, Rick	52 RATS	2:18.65
10	McGiffin, Chris D	50 BERK	2:20.62

Heat 9 of 14 Finals

1	Goedecke, Mark A	45 PALM	2:23.52
2	Kroupa, Andy S	47 YCFM	2:10.03
3	Schaetz, Daniel J	45 WMAC	2:10.00
4	Moran, Marty	49 MINN	2:07.00
5	Unruh, Steven L	49 RAM	2:00.62
6	Andersen, Morten	45 NCMS	2:02.28
7	Dickson, Kurt F	48 ARIZ	2:08.99
8	Livingston, Terry	49 YCFM	2:10.00
9	White, Bill	46 RAM	2:17.50
10	Petrilla, Eric A	46 SNM	2:24.32

Heat 10 of 14 Finals

2	Anderson, Brian B	44 SWOM	2:27.94
3	LaMastra, James A	40 O*H*	2:18.34
4	Lehr, Gunner F	43 NAM	2:18.00
5	Mendez-Ramirez, Libardo A	42 SDSM	2:03.69
6	Warren, Greg	44 NCMS	2:10.00
7	Herman, Eric C	44 SPM	2:18.00
8	Passos, Andre	42 ROSE	2:25.52
9	Decker, John R	41 GYMS	2:30.24

Heat 11 of 14 Finals

1	Rosenberg, James E	39 L4S	2:30.00
2	Miller, Matt	38 OREG	2:23.38
3	Cedano, Noel	36 SFTL	2:12.74
4	Martinko, John C	38 ARMY	2:09.09
5	Mitchell, Ayinde	36 MICH	2:00.36
6	Batchelder, John R	35 CMS	2:08.55
7	Babcock, Andrew	38 WMAC	2:12.00
8	Machinist, Scott	35 NEM	2:20.35
9	Jaskot, Brian R	37 ALEX	2:29.28
10	Nguyen, Sonny	36 NCMS	2:33.99

Heat 12 of 14 Finals

2	Malik, Michael J	34 PALM	2:12.87
3	Penneys, David	33 UCLA	2:10.00
4	Lau, Jonathan A	30 SLAM	2:00.56
5	Bey, Matthew D	32 NAM	1:58.49
6	Barley, Adam S	34 VTAC	1:59.50
7	Limouze, Thomas C	32 FINS	2:09.32
8	Colvert, Brian	32 CMS	2:10.08

Heat 13 of 14 Finals

1	Taylor, Tim	29 ALEX	2:19.25
2	Harris, Matthew L	28 CRAB	2:10.99
3	Moreno, Yorliry	25 LOCO	2:07.99
4	Smith, David J	28 CMS	2:06.00
5	Guiffre, John	26 ARMS	1:58.91
6	Mayfield, Paul D	27 NCMS	2:03.58
7	Talmadge, Matthew S	26 TOC	2:07.12
8	Sagginario, Joseph	27 OWST	2:08.09
9	Castro, Daniel	25 ROSE	2:16.57
10	Beeman, Alexander	27 PALM	2:49.80

Heat 14 of 14 Finals

4	Williams, Charles S	20 PALM	2:40.00
5	Pederson, Nicholas	19 PSM	2:06.99
6	Finger, Eric S	24 OMAH	2:09.97
7	Schmidt, Conor B	20 CWST	3:37.00

YOUR SWIM... YOUR AFTER

FEATURING IN SHOWERS:

TRI SWIM.

Chlorine / Salt Water Out
shampoo | conditioner | body wash | lotion

SBR BRANDS

FOGGIES

Anti-Fog Cleaning Towelettes

www.sbrsportsinc.com

DERMASPORT.
facial skincare for active people



TRISLIDE

Anti-Chafe Continuous Spray
Skin Lubricant

Day 3 – Saturday, April 30

Warm-up

6:00 a.m.-7:50 a.m.

Meet Start Time

8:00 a.m.

Women	Event	Men
	500 freestyle (men)	22
	30 minute warm-up in competition pool	
	Ransom Arthur Award presentation (15 minutes)	
23	100 butterfly	24
25	50 breaststroke	26
27	200 IM	28
29	50 freestyle	30
31	100 backstroke	32
33	200 freestyle relay	34
	15 minute break	
35	200 mixed medley relay	

Check-in Deadline for Day 3

The 500 freestyle (men) is a positive check-in event. Check-in may be done in person at the registration area or online at usms.org.

Sat., April 30	500 freestyle (men)	7 a.m.
----------------	---------------------	--------

PLEASE NOTE:

If you do not check in by the deadline, you will not be seeded; there are no exceptions.

Entry Deadline for Day 4 (Sunday) Relays

Relays must be turned in at the relay desk.

Sat., April 30	women's 200 medley relay men's 200 medley relay	3 p.m.
----------------	--	--------

2016 Nationwide USMS Spring Nationals

Greensboro Aquatic Center

Meet Program - Saturday

#22 Men 500 Yard Freestyle											
Name	Age	Team	Seed Time								
18-24				6	Halloran, James R	40 O*H*	5:15.01	21	Byers, James M	54 ROCH	5:44.65
1	Offutt, Bryan T	24 TOC	4:50.46	7	Bierman, Rob	40 PALM	5:20.00	22	Graffis, Patrick D	53 SNM	5:44.96
2	Sims, Burke A	24 NYAC	4:52.74	8	Tadla, Jarek	44 SFTL	5:23.32	23	Uprichard, David E	50 REDT	5:46.77
3	Alef, Grant T	23 SLAM	4:54.62	9	Fernandez, Stephen H	40 PALM	5:24.54	24	Meade, Matthew H	50 PTMS	5:54.80
4	Pederson, Nicholas	19 PSM	4:59.59	10	Passos, Andre	42 ROSE	5:25.36	25	Tiedemann, Arthur R	50 WM	6:45.00
5	Hillebrand, Benjamin L	20 PALM	5:00.26	11	West, Matthew R	41 MICH	5:31.12	26	Raphun, Charlie	53 NCMS	7:00.00
6	Trowbridge, Nicholas R	24 TOC	5:08.41	12	Drees, Dan R	41 UC45	5:35.00	27	Manley, Donald G	54 NCMS	10:03.81
7	Turner, Jonathan M	24 PALM	5:16.95	13	Gerrard, Sean	43 SPM	5:38.05	55-59			
8	Birnbrich, Hayden	23 NAM	5:20.00	14	Ahlgren, Kyle R	40 1693	5:47.56	1	Hollett, Peter G	56 NCMS	5:23.30
9	Finger, Eric S	24 OMAH	5:25.00	15	Sturgis, Jason	44 NCMS	5:59.00	2	Richardson, Terry	55 ARIZ	5:25.27
10	Catanese, Andrew T	23 GAJA	5:30.00	16	Immer, Kenneth C	41 PALM	6:51.34	3	Berryhill, Keith	56 WHA	5:26.72
11	Reid, Jordan W	23 PSM	5:32.89	45-49				4	Callahan, Jim	58 NAM	5:30.11
25-29				1	Unruh, Steven L	49 RAM	4:49.67	5	Wuest, Frank C	55 NEM	5:31.10
1	Moreno, Yorlliry	25 LOCO	4:58.76	2	Carroll, Stewart A	46 RAM	4:55.00	6	Thain, Doug A	56 MTSC	5:31.23
2	Thies, Will A	26 UC45	5:05.69	3	Brundage, Patrick W	49 BRSM	4:55.30	7	Nelson, Kurt D	56 CMS	5:32.70
3	Smith, David J	28 CMS	5:10.62	4	Dickson, Kurt F	48 ARIZ	4:55.67	8	Menches, Robert C	55 PALM	5:35.00
4	Altman-Kurosaki, Jonas Y	27 AGUA	5:19.23	5	Kays, David E	48 PSM	4:59.00	9	Havlik, John R	57 TBAY	5:37.18
5	Eckert, Jonathan	29 SYSM	5:20.00	6	Farrell, Andrew J	45 YCFM	5:04.85	10	Shipp, Bill	56 UMAC	5:44.60
6	Rey, Thomas P	27 NAM	5:22.77	7	Garland, Robert	46 CMS	5:10.00	11	Czekala, Steven R	56 TSUN	5:45.00
7	Murphy, Davis M	29 NCMS	5:30.33	8	Martin, Chris D	49 NCMS	5:10.00	12	Berting, David A	59 NCMS	5:45.52
8	Whitley, Andrew D	27 NCMS	5:45.00	9	Forsyth, Mark A	45 NCMS	5:18.28	13	Hathaway, David	55 OREG	5:46.21
9	Jackson, Adam	29 ENSW	7:39.49	10	Davis, William A	48 NCMS	5:19.39	14	Singletary, Henry P	55 NCMS	5:55.00
30-34				11	Bessire, Brent	47 PBM	5:21.98	15	Stresemann, Michael N	55 PALM	5:55.81
1	Farreny, Kristopher	30 JAM	4:47.91	12	Vocke, Joe	45 NAM	5:22.40	16	Eddy, Pat	59 GAJA	5:56.00
2	Hersh, David M	34 FINS	4:59.85	13	Benucci, Lorenzo	48 AWJ	5:25.00	17	Shearer, Peter P	55 NCMS	5:56.37
3	Penneys, David	33 UCLA	5:10.00	14	Sheldon, Paul	45 CMS	5:25.12	18	Washburn, Jonathan W	58 NCMS	5:57.01
4	Malik, Michael J	34 PALM	5:13.10	15	Bailey, Jeff M	49 MICH	5:27.84	19	Grecco, Paul A	55 GMUP	5:58.77
5	Gerken, Dustin D	31 NAM	5:15.86	16	Rubacky, Mark S	46 NCMS	5:28.68	20	Green, Chip	55 PBM	5:59.20
6	Martin, Matthew J	30 ROSE	5:16.37	17	Ingham, Fred	49 PSM	5:30.00	21	Ledwith, Brian J	56 1776	6:10.00
7	Limouze, Thomas C	32 FINS	5:20.00	18	Robling, Steve W	46 NCMS	5:35.00	22	Graffis, Kevin H	56 SNM	6:19.19
8	Schaefer, Andrew F	32 BUMS	5:30.99	19	Rougier-Chapman, Duncan P	48 NCMS	5:35.00	23	Weischedel, Garry R	58 ADMS	6:25.00
9	Hsu, Howard	33 ROSE	5:35.15	20	Rubenstein, Joel B	46 PBM	5:36.93	24	Rumble, Wilson B	55 DCAC	6:25.00
10	Duguay, Robert E	31 CONN	5:42.62	21	Massingale, John V	49 UC50	5:37.00	25	Rowland, Jim	55 LIB	6:45.00
11	McDonnell, Michael P	31 LIB	6:25.00	22	Sullivan, Anthony J	47 SPM	5:38.00	26	O'Connor, Christopher M	58 NCMS	7:00.00
35-39				23	Lage, Terry L	48 SFTL	5:38.30	27	Deichmann, Richard	59 SMS	8:40.00
1	Owen, Jason L	35 SLAM	4:49.00	24	Quinn, Michael	46 GSMS	5:38.77	28	Levin, Bob	59 NCMS	9:18.00
2	Hildebrand, David R	35 TNYA	5:07.37	25	Vladu, Bogdan L	47 UC12	6:00.00	60-64			
3	Maurer, Matt	38 PALM	5:11.63	26	Perry, Andrew M	47 GAJA	6:23.00	1	Gibson, Christopher E	60 PAA	5:30.00
4	Batchelder, John R	35 CMS	5:14.17	27	Montague, Jonathan K	46 WHA	9:00.00	2	Knowles, Andy A	61 SWIF	5:30.67
5	Mills, Jamie	39 LIB	5:16.08	50-54				3	Thornton, James S	63 1776	5:33.44
6	Brado, Matthew J	36 ALEX	5:17.23	1	Sims, David E	53 IM	4:48.00	4	Davis, Kern M	61 SPM	5:34.97
7	Miller, Matt	38 OREG	5:19.17	2	Switzer, Keith M	53 CASC	4:56.01	5	Collier, Scott J	61 AKMS	5:38.49
8	Brown, Adam R	35 ELG	5:20.06	3	Sfingi, John A	52 SAWS	5:06.89	6	Gooding, Jack W	62 ARKM	5:41.52
9	Martinko, John C	38 ARMY	5:20.67	4	Segal, William N	51 JAM	5:10.00	7	Niemi, Ken	61 GSM	5:43.00
10	Perschy, Sean K	37 NCMS	5:25.00	5	Birnbrich, Chris L	52 NAM	5:13.00	8	Modjeska, Mark E	63 ARIZ	5:44.12
11	Romack, Dave	38 LAS	5:25.91	6	Bennett, Dennis	50 IAMA	5:14.37	9	Purdie, James L	63 NAM	6:06.17
12	Billingsley, Patrick	35 PBM	5:30.00	7	Reul, Andy	52 CONN	5:15.00	10	Alexander, Rich	60 LOCO	6:10.00
13	Nguyen, Sonny	36 NCMS	5:33.99	8	Vazhenin, Igor	52 PSDN	5:18.52	11	McGraw, Dennis D	64 NCMS	6:13.00
14	Goldberg, Brian	38 AGUA	5:35.00	9	McGiffin, Chris D	50 BERK	5:23.44	12	Thompson, Frank L	64 MICH	6:15.00
15	Jaskot, Brian R	37 ALEX	5:35.17	10	Cook, Andy	51 PALM	5:29.40	13	Van der Horst, Charles M	64 NCMS	6:18.63
16	Sweaney, Daniel	39 UC15	7:00.00	11	Jones, Brian A	50 NAM	5:30.00	14	Vogel, Matthew M	61 IM	6:25.00
40-44				12	McCarty, David L	51 PSM	5:33.97	15	Sokolow, Steven P	60 AGUA	6:30.00
1	Niemi, Matthew G	42 USF	4:52.77	13	Atkins, Steven L	53 ADMS	5:34.89	16	Stretch, James J	64 PSM	6:33.37
2	Bell, David E	40 CRUZ	5:06.73	14	Schumacher, Rick	52 RATS	5:36.81	17	Paushter, Stephen L	64 BUMS	6:45.80
3	Albino, Jorge E	41 SYSM	5:09.29	15	Smith, Stratton	51 NCMS	5:36.90	18	Near, Jim B	60 PALM	6:51.86
4	Lehr, Gunner F	43 NAM	5:13.76	16	Vaughn, David R	51 VMST	5:38.00	19	Haney, Rich	63 NCMS	7:25.00
5	Jones, Matt J	44 HUNT	5:15.01	17	St. Germain, Eric M	53 MICH	5:40.27	20	Tupitza, Charles W	61 WAVA	7:50.17
				18	Milburn, David	54 MATT	5:40.86	21	Sasser, Jon D	60 NCMS	8:57.51
				19	Coates, Ed M	50 TXLA	5:43.02	65-69			
				20	Schultz, Norman E	50 NCMS	5:43.34	1	Mc Conica, Jim	65 VCM	5:34.54

**2016 Nationwide USMS Spring Nationals
Greensboro Aquatic Center
Meet Program - Saturday**

65-69...(#22 Men 500 Yard Freestyle)

2	Walker, Rick B	65 SYSM	5:36.84
3	Bell, Alan	66 PSM	5:42.42
4	Couch, Bob E	69 SYSM	6:02.42
5	Glidden, Chip	65 MOVY	6:04.26
6	Bernard, Alan D	66 TAM	6:09.99
7	Kornblatt, Daniel S	66 BUMS	6:23.60
8	McQuiggan, Frank	67 NEM	6:25.00
9	Gianniny, Bruce	65 ROCH	6:34.00
10	Langendorfer, Stephen J	65 BUMS	6:38.99
11	Diel, Bruce N	67 NCMS	6:40.95
12	Seligson, Steve	69 SPM	6:45.00
13	Laughlin, Terry	65 ADMS	6:48.72
14	Scott, Robert M	69 NCMS	6:55.00
15	Reichle, Bill	68 BERK	6:56.50
16	Farmer, Michael W	68 ROSE	7:29.20
17	Quanrud, John O	69 GAJA	7:31.00
18	Brown, Paul P	65 ELG	8:13.48
19	Walker, Thomas W	69 PSM	9:50.00

70-74

1	Quiggin, David	71 PBM	5:58.56
2	Willert, Dan T	73 WIND	6:41.00
3	Kute, Tim E	70 NCMS	6:45.18
4	Daniels, Larry N	70 MAAC	6:46.00
5	Corris, Robert B	71 WMAC	6:48.16
6	Watts, Bill	70 DOG	7:02.00
7	Walker, Joseph R	74 SNM	7:04.44
8	Hutchings, Dick	74 NEM	7:08.09
9	Healy, Martin J	72 WM	7:25.27
10	Burson, William W	71 CMS	7:38.00
11	Mueller, Lawrence W	71 WMAC	7:40.03
12	Slaughter, James W	70 VMST	7:52.28
13	Owens, David	71 UC06	8:55.19
14	Devennish, Edward B	71 NAM	9:17.85

75-79

1	Trauber, Ami A	76 SFTL	7:30.00
2	Hamada, Ahmed G	77 GOLD	7:33.71
3	Miller, David W	75 GAJA	7:36.03
4	Bugel, Peter M	77 PBM	8:30.00
5	Cannan, Patrick	75 PBM	8:50.36
6	Hurley, John T	78 ADMS	12:12.00
7	Macartney, Norman S	77 NCMS	15:54.81

80-84

1	Good, Larry A	82 SLAM	7:55.55
2	Nicholas, David D	80 L4S	9:04.10
3	Palmer, Pete	80 LOCO	9:06.54
4	Bergen, Lee D	82 OCSC	9:07.84
5	Alkoff, Howard	83 CONN	9:40.00

85-89

1	Beach, Robert E	85 SPM	8:47.89
2	Quinn, Patrick J	85 ADMS	12:58.66

#23 Women 100 Yard Butterfly

Lane	Name	Age Team	Seed Time
Heat 1 of 18 Finals			
3	Caron, Aagje A	74 GBM	2:05.30
4	Kranpitz, Nancy	71 WMAC	1:38.46
5	Edelbaum, Donna	82 MESC	3:06.00
6	Eisele, Barbara M	85 LOCO	3:11.42

Heat 2 of 18 Finals

1	Panayotoff, Kristi M	67 GS	1:47.90
2	Young, Lydia L	67 CMS	1:38.79
3	Guthrie, Sally K	66 MICH	1:24.13
4	McCloskey, Cecilia D	66 1776	1:13.00
5	Davis, Charlotte M	66 PSM	1:11.50
6	Brown, Dana B	68 PALM	1:19.02
7	Tyler, A Susan	67 SNM	1:37.54
8	McDowell, Teresa W	65 SLAM	1:45.65

Heat 3 of 18 Finals

3	Baldwin, Patricia A	60 SKY	2:00.00
4	Braaten, Kitten	60 VMST	1:37.52
5	Kaguni, Laurie S	63 MICH	1:32.40
6	Harrelson, Jo Ann	60 SPM	1:35.91
7	Larson, Linda L	60 SFTL	1:46.67

Heat 4 of 18 Finals

1	Rust, Catherine M	62 PBM	1:31.50
2	Steil, Tamara R	61 MICH	1:28.69
3	Falcigno, Pamela M	60 SFTL	1:22.29
4	Wainwright, Joanne	60 NCMS	1:17.34
5	Val, Laura B	64 TAM	1:08.00
6	Amick, Beverly O	61 NCMS	1:15.31
7	Hilpert, Bess	60 TXLA	1:19.56
8	Samuelson, Laurie E	60 PBM	1:23.46
9	Morrison, Lynn	61 NTXL	1:30.00
10	Lampe, Betty	60 SVY	1:32.00

Heat 5 of 18 Finals

1	Knowles, Nancy C	58 SWIF	1:36.10
2	Uecker, Anne	55 MESC	1:17.08
3	Jensen, Sue	55 NEM	1:12.36
4	Ciampa-Wise, Cindy	56 SKY	1:12.21
5	Tokayer, Susan	56 WM	1:10.36
6	Crowder, Barbara W	58 NCMS	1:11.82
7	Nelson, Judy A	55 CMS	1:12.22
8	Alioto, Laurie J	58 WMAC	1:13.50
9	Savage, Mary Anne	55 TPIT	1:21.98

Heat 6 of 18 Finals

2	Scott, Leslie	51 GS	1:17.18
3	Countryman, Marianne	51 GAJA	1:12.24
4	Cleavenger, Becky	52 CVMM	1:11.56
5	Cialdella-Morehead, Lorna	51 BERK	1:12.00
6	Zien, Livia L	50 SPM	1:14.87
7	Inverso, Kim M	50 1776	1:49.09
8	Dalton, Alicia	46 QMST	1:18.44
9	Marshall, Sue D	48 NCMS	1:27.38

Heat 7 of 18 Finals

1	Klestinec, Robin L	54 NAM	1:08.00
2	Souther, Carolyn G	52 NCMS	1:07.00
3	Godges, Arlette A	51 CVMM	1:06.20
4	Ditzler, Kristy	51 TXLA	1:05.54
5	Willeboordse, Fall	50 BCTM	59.85
6	Pipes, Karlyn A	54 SDSM	1:00.17
7	Moore, Carolyn B	54 GS	1:06.00
8	Birnbrich, Beth	52 NAM	1:06.90
9	Welting, Laureen K	50 TOC	1:07.19
10	Kupan, Cheryl A	51 SPM	1:08.00

Heat 8 of 18 Finals

1	Gregory, Barbie J	47 VMST	1:14.66
2	Tiedemann, Kate A	47 WM	1:12.00
3	Davidson, Michelle L	45 GSM	1:09.35
4	Cleven, Detra R	47 KAC	1:06.53
5	Westerman, Karen L	48 SPM	1:05.40
6	Cranny, Jennifer R	48 PALM	1:05.88
7	Hodgert, Donna M	48 VMST	1:06.54
8	Buzzelli, Tara A	47 YGF	1:11.61
9	Soraghan, Marilyn L	49 NEM	1:13.50
10	Thompson, Amy W	45 TOC	1:15.00

Heat 9 of 18 Finals

1	Giffin, Meghan J	37 ROSE	1:50.00
2	Maidenberg, Eve G	39 MAM	1:19.53
3	Howland, Heather A	35 IM	1:10.48
4	Congdon, Heather B	37 SFTL	1:10.00
5	Baudis, Christina	39 NEM	1:13.45
6	Stow, Meredith A	37 L4S	1:43.08
7	Williams, Tracy A	43 PBM	1:20.45
8	Gonzalez, Sabra B	40 WHA	1:13.00
9	Jenkins, Alison	42 NAMI	1:18.50

Heat 10 of 18 Finals

1	Hindle, Lori D	40 NEM	1:10.70
2	Lawrie, Dawn J	40 SNM	1:10.08
3	Maguire, Rose K	40 REDT	1:08.00
4	Stuart, Julie	42 TNAQ	1:07.19
5	Braun, Erika L	44 NCMS	57.62
6	Conze, Margaret G	44 L4S	1:00.90
7	Buckley-Kornatz, Jennifer A	44 NCMS	1:07.57
8	Simpson, Shauna M	44 WM	1:08.74
9	Zazella, Jamie	40 PALM	1:10.56
10	Riley, Jennifer C	43 NCMS	1:12.50

Heat 11 of 18 Finals

1	Schneider, Erin E	37 WMAC	1:08.00
2	Stump, Karen M	37 NCMS	1:03.03
3	Uhl, Alicia K	39 NCMS	1:01.51
4	Sturgis, Karen M	37 GS	1:01.06
5	Mihalik, Jennifer	37 AMS	58.51
6	Moro, Erin C	37 PALM	1:00.33
7	Linke, Lyndsey M	36 CMS	1:01.37
8	Chozick, Kristeen L	35 UC43	1:03.00
9	Carson, Emily C	37 NCMS	1:03.15
10	Louhichi, Nadia	35 SNM	1:09.24

Heat 12 of 18 Finals

3	Tosh, Megan M	31 GAJA	1:22.30
4	Smith, Nicole M	33 GS	1:11.51
5	Gauzens, Stephanie	32 ALEX	1:09.87
6	Kavanagh, Lorilee M	32 PALM	1:10.41
7	Sacknoff, Nelle R	34 USF	1:17.00

**2016 Nationwide USMS Spring Nationals
Greensboro Aquatic Center
Meet Program - Saturday**

Heat 13 (#23 Women 100 Yard Butterfly)		
1	Cox, Allison L	31 PSM 1:09.40
2	Letendre, Claire A	30 NEM 1:05.85
3	Schneider, Lindsey W	34 NAM 1:04.66
4	Braniecki, Ashley L	30 O*H* 1:03.13
5	Watanabe, Naoko	33 TOC 58.81
6	Davidoff, Cara	30 TOC 1:02.00
7	Liberty, Laurel M	34 LIB 1:04.57
8	Schneider, Leah R	31 WMAC 1:04.69
9	Greene, Shannon E	30 1693 1:06.88
10	Drury, Heather M	32 NCMS 1:09.74
Heat 14 of 18 Finals		
3	Deschler, Jennifer A	26 NCMS 1:14.12
4	Cota, Devon G	25 VMST 1:13.01
5	Clark, Samantha I	26 GAJA 1:10.50
6	Bowling, Lauren E	26 GAJA 1:12.66
7	Beckwith, Caitlin H	29 BUMS 1:13.41
8	Shirk, Meredith I	27 YCSC 1:19.00
Heat 15 of 18 Finals		
1	Conway, Jessica	28 L4S 1:09.00
2	Young, Meg	27 UC24 1:07.42
3	Kwon, Sarah R	26 SPM 1:06.00
4	Thompson, Caroline D	28 NCMS 1:02.96
5	Serir, Amina F	26 VMST 1:02.00
6	Hughes, Christine V	25 TOC 1:02.00
7	Bambusch, Hailey	25 OREG 1:03.02
8	Kloppe, Kelly A	26 YCFM 1:06.49
9	Dudley, Mariah V	28 VMST 1:08.05
10	Smickley, Megan B	27 FAFF 1:09.87
Heat 16 of 18 Finals		
1	Frendreis, Lauren K	27 ROSE 1:00.52
2	Munger, Anna R	25 NCMS 59.30
3	Schmitz, Amanda	26 NCMS 58.00
4	Ballenger, Marie A	29 TOC 57.47
5	Kastes, Katie C	26 TOC 56.00
6	Parsons, Kristina M	25 NYAC 56.98
7	Sieben, Katie	27 URMS 58.00
8	Pratt, Kristen E	26 NYAC 58.81
9	Liao, Athena	26 NYAC 59.50
10	Letendre, Denise M	27 VMST 1:01.16
Heat 17 of 18 Finals		
3	Viersen, Campbell M	19 NAM 1:14.13
4	Barnick, Angela	21 PSM 1:10.42
5	Schroeder, Jade A	23 KAC 1:06.21
6	Miller, Jenna L	24 GSMS 1:10.00
7	Sharpe, Anna	24 KM 1:12.85
Heat 18 of 18 Finals		
1	Nolte, Jeanette C	24 IM 1:04.06
2	Gregory, Kaley D	23 UC12 1:03.50
3	Kerr, Danielle A	24 UC14 1:03.00
4	Pepper, Elizabeth	22 NCMS 57.41
5	Senko, Anna K	23 TOC 55.11
6	Kobelja, Amalia K	23 URMS 57.30
7	Mizerak, Gabrielle M	24 1693 58.50
8	Pedote, Elyssa	23 TOC 1:03.00
9	Kerr, Christine R	24 UC14 1:03.55
10	Cook, Caitlin R	24 NCMS 1:04.99

#24 Men 100 Yard Butterfly				
Lane	Name	Age	Team	Seed Time
Heat 1 of 28 Finals				
1	Mitchell, Tom	83	SDSM	2:09.89
2	Stolz, Hal F	81	GAJA	1:41.90
3	Lauer, William J	81	TNAQ	1:31.25
4	Bailie, Bob	80	WMST	1:51.52
5	Cody, Frank J	75	MICH	1:42.71
6	Wolfe, Artie	76	INDY	1:16.88
7	Shaw, James F	75	RINC	1:27.00
8	Shearer, Douglas R	75	NEM	1:43.89
9	Maine, Thomas O	90	SLAM	2:11.81
Heat 2 of 28 Finals				
2	Zeigler, John V	70	GAJA	1:35.55
3	Bergman, John	74	MINN	1:26.10
4	Roddin, Hugh J	74	ANCM	1:17.84
5	Burns, Richard	72	TAM	1:08.50
6	Straka, Peter	73	FTYM	1:15.90
7	Iselin, Christian R	72	YCFM	1:22.32
8	Osborne, Oz	70	ELG	1:26.39
9	Hale, Art	74	MVN	2:58.71
Heat 3 of 28 Finals				
1	Grass, Greg M	65	UC15	1:17.72
2	Bernard, Alan D	66	TAM	1:11.39
3	Gruber, Glenn A	66	VCM	1:08.11
4	McPherson, Andrew M	69	DAM	1:05.95
5	Day, Lawrence J	65	MICH	1:01.80
6	Boster, Stephen R	65	DAMM	1:04.90
7	Oates, David R	65	NEM	1:07.00
8	DeWitt, Peter	65	DLMA	1:11.01
9	Cothren, Jack	66	BUMS	1:13.57
10	Palmer, Bill S	65	MICH	1:23.12
Heat 4 of 28 Finals				
1	Fuerman, Ross	63	NEM	1:23.19
2	Millholland, Carl D	63	WMAC	1:15.30
3	White, Tim	60	NCMS	1:10.00
4	Coxhead, George L	63	NCMS	1:08.42
5	Swan, William N	62	NCMS	1:10.00
6	Tupitza, Charles W	61	WAVA	1:11.53
7	Miller, Richard N	61	NCMS	1:16.78
8	Simons, David C	58	UC13	1:26.23
9	Buck, Billy	55	PALM	1:11.71
10	O'Connor, Christopher M	58	NCMS	1:26.28
Heat 5 of 28 Finals				
1	Gutowski, Mark	60	ANBM	1:06.59
2	Johnson, Clifford H	64	SNM	1:06.00
3	Hildebrandt, David C	61	GAJA	1:04.12
4	Martin, Doug	62	ARKM	1:04.00
5	Puhse, Neil	60	SFTL	1:03.50
6	Ockerman, Jeff	61	NASH	1:03.50
7	Saint-Amour, Craig E	63	AGUA	1:04.10
8	Allen, Tim	62	NEM	1:04.57
9	Modjeska, Mark E	63	ARIZ	1:06.49
10	Freeman, Stephan J	60	SPM	1:08.00

Heat 6 of 28 Finals		
1	Hague, David J	62 UC43 1:02.88
2	Williams, Bruce F	62 RICE 1:02.50
3	Lindstedt, David P	60 LAPS 1:00.90
4	Gooding, Jack W	62 ARKM 59.91
5	Graham, Donald	61 PSM 57.74
6	Groselle, Jack R	61 SYSM 58.14
7	Mykleby, Geoff L	63 WMAC 1:00.00
8	Natali, David	61 TPIT 1:02.00
9	Kelsoe, Robert	62 NTXL 1:02.50
10	Heather, Michael R	61 MVN 1:03.03
Heat 7 of 28 Finals		
1	Campbell, Chris	55 MVM 1:07.88
2	Griffin, Jim	58 1693 1:06.97
3	Martinez, Hector D	58 WOW 1:06.00
4	Nevid, Nathan E	58 PBM 1:06.00
5	Czekala, Steven R	56 TSUN 1:05.45
6	Gleason, Thomas H	59 NYAC 1:05.50
7	Weischedel, Brian	56 ADMS 1:06.00
8	Singletary, Henry P	55 NCMS 1:06.58
9	Ruddock, Jim	59 O*H* 1:07.79
10	Greve, Ted A	58 NCMS 1:09.20
Heat 8 of 28 Finals		
1	Fisher, Dennis E	56 NAM 1:02.50
2	Berry, David D	56 MATT 59.84
3	Johnson, Eric A	55 REDT 57.00
4	Kelca, Brian E	55 LAPS 56.50
5	Carter, Paul V	58 TOC 54.00
6	Kone, Bruce C	58 RICE 55.63
7	Golden, Larry	55 ARKM 56.80
8	Soltys, Ted J	55 IM 59.00
9	Stephenson, Kyle	55 MOVY 1:01.50
10	McFarland, James A	56 NCMS 1:04.50
Heat 9 of 28 Finals		
2	Izzi, James A	54 MICH 1:19.96
3	Putney, Donald C	52 NCMS 1:13.02
4	Sieben, Christopher D	52 MINN 1:09.84
5	Byers, James M	54 ROCH 1:06.78
6	King, Ian E	53 GAJA 1:08.66
7	Arnholz, Alan T	52 NCMS 1:10.04
8	Dearmin, Carl L	53 NEM 1:14.32
9	Hunt, Steve T	52 NCMS 1:25.00
Heat 10 of 28 Finals		
1	Milburn, David	54 MATT 1:04.01
2	Atkins, Steven L	53 ADMS 1:03.91
3	Hilgen, Thomas H	51 NCMS 1:02.50
4	Wyckoff, Benjamin W	51 CONN 1:01.91
5	Schumacher, Rick	52 RATS 1:01.55
6	Boileau, Mike	54 CMS 1:01.81
7	Ekman, Evan F	51 NCMS 1:02.38
8	McGuire, James W	51 SVY 1:02.99
9	Whelchel, David	54 LIB 1:04.00
10	Schultz, Norman E	50 NCMS 1:04.99

**2016 Nationwide USMS Spring Nationals
Greensboro Aquatic Center
Meet Program - Saturday**

Heat 11 (#24 Men 100 Yard Butterfly)

1	Bergen, Doug	52 OCSC	1:00.15
2	Birnbrich, Chris L	52 NAM	59.00
3	Jones, Brad	50 PSM	58.61
4	Gordon, Matthew H	52 CONN	57.80
5	Van Dyke, Rick P	51 NTXL	57.49
6	Vazhenin, Igor	52 PSDN	57.52
7	Morris, Richard L	52 NAM	58.06
8	Segarra, Rafael G	52 SFTL	58.74
9	Petrov, Konstantin Y	52 MPNY	59.47
10	Oyler, Paul F	50 UC11	1:00.30

Heat 12 of 28 Finals

1	Hollett, Stephen	52 UC55	57.13
2	Bitzenhofer, Mike A	51 NCMS	56.67
3	Stewart, Henry D	52 NCMS	56.12
4	Shaffer, Mike G	50 VCM	55.01
5	Segal, William N	51 JAM	55.00
6	Dixon, Glenn S	51 MOVY	55.00
7	McCool, Chris	51 PALM	56.10
8	Evans, Jeffrey P	50 SVY	56.50
9	Peschel, Keith D	50 SMST	56.96
10	Pulsifer, Andrew B	50 NCMS	57.27

Heat 13 of 28 Finals

1	Perry, Andrew M	47 GAJA	1:14.00
2	Purves, Todd	46 UC13	1:04.51
3	Boswell, Edmund O	46 NCMS	1:03.59
4	Hawkins, Seth C	45 NCMS	1:03.64
5	Eaton, Carlton O	49 GAJA	1:10.18
6	Schreiber, Tim	44 YSF	1:10.00
7	Eason, Marc T	44 NCMS	1:06.00
8	Catterson, William H	43 NCMS	1:07.32
9	Steinmuller, John S	42 UC07	1:15.00

Heat 14 of 28 Finals

1	Sever, Michael	45 NCMS	1:03.40
2	Lyons, Jeff	45 NCMS	1:02.61
3	Delgado, Francisco	48 SPW	1:02.48
4	O'Leary, Shawn B	46 MESC	1:01.22
5	Petrilla, Eric A	46 SNM	1:00.98
6	Lindahl, Lennart	46 PBM	1:01.00
7	Sangmeister, Gary	45 SVY	1:02.00
8	Goedecke, Mark A	45 PALM	1:02.56
9	Fuller, Graham E	45 GAJA	1:02.78
10	Fadely, Lewis R	46 NCMS	1:03.50

Heat 15 of 28 Finals

1	Doolittle, John W	46 SPM	1:00.21
2	Bailey, Jeff M	49 MICH	59.46
3	Pegram, Steve	47 NCMS	58.50
4	Doane, Michael P	45 UMAC	57.10
5	Blaze, Cliff F	45 NYAC	56.50
6	Kroupa, Andy S	47 YCFM	56.54
7	Wharton, Dave L	46 NAM	57.23
8	Niemeyer, Charles (Chuck) J	48 NCMS	58.94
9	Torres, Mark	46 NCMS	1:00.00
10	Cornell, Eric C	46 NCMS	1:00.39

Heat 16 of 28 Finals

1	Schaetz, Daniel J	45 WMAC	56.00
2	Andersen, Morten	45 NCMS	54.72
3	Moran, Marty	49 MINN	53.95
4	Unruh, Steven L	49 RAM	52.97
5	Granger, Nicolas	48 ROSE	51.00
6	Beatty, Mark S	47 GAJA	52.85
7	Roddin, Jeffrey H	47 ANCM	53.28
8	Rees, Greg	46 SVY	54.21
9	Kitzman, Scott A	46 PBM	55.96
10	Mehok, George K	48 SYSM	56.19

Heat 17 of 28 Finals

1	Decker, John R	41 GYMS	1:03.00
2	Herman, Eric C	44 SPM	1:01.59
3	Harrison, Stephen A	40 PALM	1:00.05
4	Glass, Mark W	41 NTXL	59.22
5	Shanks, Doug	40 VMST	58.29
6	Mitzak, John J	43 NCMS	59.15
7	LaMastra, James A	40 O*H*	59.71
8	Anderson, Brian B	44 SWOM	1:01.14
9	Andreev, Valeri Y	43 UC41	1:02.52
10	Harbourt, Cliff J	43 UC10	1:03.16

Heat 18 of 28 Finals

1	Apple, Jonathan	40 NAM	57.37
2	Mendez-Ramirez, Libardo A	42 SDSM	56.00
3	Vazquez, Jorge L	42 SFTL	55.00
4	Stich, Darryl D	40 WMAC	54.57
5	Jacobson, Brian L	42 MINN	52.69
6	Pearson, Johnnie A	42 SYSM	54.15
7	Ohman, Niclas K	41 NEM	54.82
8	Warren, Greg	44 NCMS	56.00
9	Stockwell, Zach	41 CRUZ	57.00
10	Karren, Kelly S	42 CVMM	57.49

Heat 19 of 28 Finals

2	Gilchrest, Allen	39 GAJA	1:14.99
3	Mills, Jamie	39 LIB	1:01.45
4	Field, David W	37 NCMS	1:00.37
5	Goler, Jonathan A	35 SFTL	59.00
6	Hillen, Timothy J	35 NCMS	59.99
7	Machinist, Scott	35 NEM	1:00.67
8	Rosenberg, James E	39 LAS	1:04.00

Heat 20 of 28 Finals

1	Jent, Daniel E	38 ALEX	58.91
2	Batchelder, John R	35 CMS	57.27
3	Werner, David F	37 BUMS	55.78
4	Mitchell, Ayinde	36 MICH	54.28
5	Doak, Kevin	35 MICH	50.87
6	Babcock, Andrew	38 WMAC	52.96
7	George, Nathan D	36 DCM	55.29
8	Dallamura, Scott J	37 NCMS	56.23
9	Medendorp, Mark A	38 NCMS	58.01
10	Roper, Matthew D	35 DAM	58.94

Heat 21 of 28 Finals

3	Wilson, Todd M	30 PBM	1:03.65
4	Weischedel, David	30 ADMS	1:03.00
5	Wu, Jim	34 BCTM	1:03.00
6	DeVennish, Arthur H	33 NAM	1:20.67
7	Taylor, Tim	29 ALEX	1:02.66
8	Lebost, Daniel J	29 PBM	1:04.00

Heat 22 of 28 Finals

1	Malik, Michael J	34 PALM	1:00.34
2	Pichardo, Jeffry	33 SFTL	1:00.00
3	Fadel, Bryan	31 UC04	59.10
4	Penneys, David	33 UCLA	58.00
5	Zarate, Julio L	34 NCMS	57.00
6	Scott, Rick W	31 NCMS	57.79
7	Wazyniak, Kenneth J	31 SPM	58.21
8	Pannepacker, Josh M	32 YCFM	1:00.00
9	Zambrano, Juan M	34 NCMS	1:00.00
10	Yatagan, Halil B	34 PALM	1:00.52

Heat 23 of 28 Finals

1	Colvert, Brian	32 CMS	55.65
2	Rimmele, Ryan J	31 NCMS	55.13
3	Cuellar, Sebastian	31 SFTL	55.04
4	Bey, Matthew D	32 NAM	54.03
5	Lau, Jonathan A	30 SLAM	53.78
6	Barley, Adam S	34 VTAC	54.00
7	Farreny, Kristopher	30 JAM	54.73
8	Whitehead, Andrew	33 UC55	55.12
9	Byrne, Doug	34 YCSC	55.25
10	Rapp, Larry J	31 SMS	56.50

Heat 24 of 28 Finals

1	Castro, Daniel	25 ROSE	1:01.39
2	Liston, Russell	26 NCMS	59.62
3	Goldstein, Alex	27 HAFI	58.30
4	Hoffmann, Paul	27 MINN	57.50
5	Larin, Ilia	28 MPNY	56.40
6	Vernoia, Michael F	25 NYAC	57.00
7	Malasky, Martin E	27 TOC	58.18
8	Terrell, Jeffrey S	26 UC07	58.66
9	Stephens, Scott M	28 YCSC	1:00.20
10	Clouse, Jason D	25 RMST	1:02.49

Heat 25 of 28 Finals

1	Jones, Flynn	26 NCMS	56.00
2	Mayfield, Paul D	27 NCMS	54.34
3	Harris, Matthew L	28 CRAB	54.02
4	Sauter, Trace U	27 NCMS	53.75
5	Van Volkenburg, Thomas M	27 UC16	53.50
6	Talmadge, Matthew S	26 TOC	53.54
7	Armstrong, Daniel P	27 NCMS	54.00
8	Birnbrich, Andrew	26 NAM	54.31
9	Yan, Hank	27 TOC	55.00
10	Sagginario, Joseph	27 OWST	56.04

Heat 26 of 28 Finals

1	Webb, Cameron	29 ART	53.25
2	Acosta, Joel A	27 SFTL	52.57
3	Fachin, Andre A	26 GSMS	52.30
4	Dunford, Jason E	29 TOC	51.00
5	Newell, Rob H	26 TOC	49.60
6	Vogel, Jake N	28 ASC	50.17
7	Talbott, Christopher J	29 TOC	51.53
8	Guiffre, John	26 ARMS	52.52
9	Smit, Daniel A	25 NYAC	53.00
10	Sherrier, Matthew C	26 PALM	53.29

AVICTOR

THE ULTIMATE ADVANTAGE.

MEGAN ROMANO
WORLD CHAMPIONSHIP GOLD MEDALIST



HYDROSPHERE TECHNOLOGY

Leading-edge technology causes water to surround the fabric, rather than saturate it. The hydrospheric effect optimizes the swimmer's position in the water, thus reducing drag and maximizing speed and efficiency.



SPEED DRY FABRICATION

Proprietary coating repels water and keeps the suit dry and compressive, keeping swimmers lightweight and fast.



SUPERSONIC FLEX BONDING

Advanced engineering allows fully bonded seams to conform and stretch with the swimmer's body, resulting in a precisely fitted, ultra compressive suit that won't restrict natural movement.

MANUFACTURED IN THE U.S.A.
OF IMPORTED MATERIALS

TYR[®]

**2016 Nationwide USMS Spring Nationals
Greensboro Aquatic Center
Meet Program - Saturday**

Heat 27 (#24 Men 100 Yard Butterfly)

1	Williams, Charles S	20 PALM	1:10.00
2	Tatich, Kyle A	20 NCMS	59.00
3	Garman, Paul D	24 TOPS	55.00
4	Rieder, David E	22 PALM	54.55
5	Morris, Wilfred R	24 MOST	52.00
6	Brown, Richard C	21 PALM	53.32
7	Conner, Herman E	22 MICH	54.80
8	Raze, Kyle C	23 DUCK	58.61
9	Fiamengo, Vince	24 LAPS	59.96
10	Johnson, Ian	20 NCMS	1:30.00

Heat 28 of 28 Finals

1	Flood, Kevin C	23 UC45	52.00
2	McFarland, Tyler N	24 CFSC	51.68
3	North, Andrew J	24 MOVY	50.85
4	Hashemi, Cyrus	21 UC10	50.55
5	Hurko, Matt	24 TOC	50.00
6	Birnbrich, Zachary T	24 NAM	50.10
7	Honeycutt, Chase	21 NAM	50.56
8	Bryan, Mason T	18 GSMS	51.62
9	Turner, Austin D	20 UC37	51.88
10	Murray, Matthew R	24 TOC	52.00

#25 Women 50 Yard Breaststroke

Lane	Name	Age Team	Seed Time
------	------	----------	-----------

Heat 1 of 24 Finals

2	Stretch, Nancy	76 TOC	51.46
3	Jebe, Margit H	77 T2NM	46.00
4	Jaffe, Kristin N	78 TAM	46.09
5	Waldbaum, Joan B	85 1776	1:03.32
6	Dockendorf, Pat	89 NCMS	1:36.37
7	Detrick, Johnnie	80 VMST	52.57
8	Kronengold, Penny	84 AGUA	1:26.16

Heat 2 of 24 Finals

1	Brooks, S A M	72 NCMS	1:15.59
2	Dillon Stewart, Jane E	73 WMAC	54.67
3	Dameron, Pam D	70 QMST	52.40
4	Barnea, Daniela	72 STAN	44.30
5	Bancroft, Ann	71 TAOS	42.14
6	Webb, Linda	70 SFTL	43.95
7	Charron, Emma J	71 UC14	44.30
8	Densmore, Ann	74 NEM	53.72
9	Detjen, Carol J	71 UC17	55.09

Heat 3 of 24 Finals

2	Stewart, Vicki D	61 TAOS	1:00.40
3	Schneider, Mary P	63 WMAC	53.60
4	Johns, Margaret S	61 NEM	1:00.00
5	Duff, Kat	63 TAOS	1:18.00
6	Gratsou-Zodl, Violetta	45 NCMS	50.99
7	Roberts, Connie	49 NCMS	59.00
8	Burns, Suzi M	69 UC12	51.97

Heat 4 of 24 Finals

1	Fleming, Lucy J	66 BUMS	50.82
2	Casey, Kathrine J	67 PSM	48.69
3	Christenson, Candy J	69 WMAC	46.48
4	Carson, June F	67 SYSM	41.94
5	Brown, Dana B	68 PALM	39.80
6	Hayes, Christie M	68 NEM	40.49
7	Walsh Beilman, Stephanie	66 1776	42.26
8	Schneider, Margo M	68 GAJA	47.52
9	Roark, Frances L	69 AMS	49.34
10	Muscarell, Tamara	67 UC05	51.17

Heat 5 of 24 Finals

1	Booth, Susan K	61 TXLA	46.00
2	Sims, Ann M	64 NCMS	44.26
3	Schueckler, Leslie	60 BUMS	44.00
4	Guins, Ann H	62 SYSM	43.58
5	James, Katy	60 ARIZ	41.05
6	Fitzpatrick, Maureen	64 PBM	42.49
7	Oxley, Elizabeth L	62 NCMS	44.00
8	Pearce, Mary D	60 NCMS	44.18
9	Gipson, Martha A	60 SPM	44.30
10	Smith, Melinda J	63 O*H*	46.00

Heat 6 of 24 Finals

1	Gilmore, Cindy	60 DART	39.65
2	Bright, Janet H	60 1776	38.30
3	Munger, Dot	64 NCMS	38.00
4	Wolff, Melinda S	63 1776	37.30
5	Estel, Beth A	60 NEM	35.66
6	Chapman, Linda	60 PSM	36.63
7	McKelvey, Christina J	62 NTXL	38.00
8	Maccurdy, Krissy	63 NTXL	38.00
9	Rosener, Karen K	62 CMS	39.50
10	Steil, Tamara R	61 MICH	40.54

Heat 7 of 24 Finals

1	Seril, Suzzette A	57 SPM	57.13
2	Scheidt, Phyllis A	56 SPM	50.57
3	Hardison, Kathleen K	57 NCMS	46.10
4	Gatto, Caroline	55 SFTL	42.14
5	Chappell, Melinda E	55 GSMS	41.59
6	Moak, Mary N	59 PBM	41.75
7	Morse, Celia B	55 NASH	42.52
8	Smath, Meg	59 SKY	49.00
9	Buchanan, Christy M	55 NCMS	53.30
10	Warnick, Sally J	58 TAOS	1:03.49

Heat 8 of 24 Finals

1	Marshfield, Ann K	57 O*H*	40.73
2	Savage, Mary Anne	55 TPIT	40.46
3	Van Cleave, Julie M	57 WMAC	40.07
4	Campagna, Janice M	55 NCMS	39.84
5	Johnston, Blossom P	56 SAWS	39.64
6	George, Constance	55 TTEX	39.69
7	Peters, Melissa	57 EST	40.00
8	Garnier, Kathy L	55 CMS	40.16
9	Murray, Gail C	58 SKY	40.59
10	Alton, Dale M	58 NCMS	41.50

Heat 9 of 24 Finals

1	Almand, Jennifer	57 GAJA	38.35
2	Berg, Tonya K	57 PSM	37.36
3	De Herder, Elizabeth F	57 PALM	36.69
4	Brightwell, Kim M	56 RMST	35.82
5	Mareb, Karen M	57 NEM	34.79
6	Wenzel, Chris	56 PBM	35.41
7	Miller, Patricia M	55 VMST	35.94
8	Groselle, Laura L	55 SYSM	36.89
9	Ryan, Wendy	58 NIAG	38.12
10	Siegel, Christine L	59 SDSM	38.76

Heat 10 of 24 Finals

1	Legarth, Patricia C	52 NCMS	51.99
2	Goodwin, Cathy W	50 PBM	49.03
3	Autissier, Anne-Cecile	51 NEM	43.00
4	Weldon, Leslie H	51 MM	41.45
5	Russell, Lee Ann S	53 VMST	40.75
6	McClure, Pam	52 GAJA	40.76
7	Stephenson, Sally H	54 O*H*	42.76
8	Mauer, Julie D	53 KM	44.52
9	Flynn, Sandra P	51 NEM	49.39
10	Paschall, Katie	47 NCMS	49.80

Heat 11 of 24 Finals

1	Quillen, Diane E	52 NCMS	40.10
2	Waters, Amy	54 NCMS	39.35
3	Vazhenin, Irina	51 AWJ	39.25
4	Zien, Livia L	50 SPM	38.23
5	Ferry Phillips, Krissy	53 PBM	36.16
6	Smith, Liesl G	51 IM	37.64
7	Scott, Leslie	51 GS	39.23
8	Witt, Cherie A	51 CPYM	39.29
9	Zraket, Lisa	51 NEM	39.65
10	Speer, Nancy	53 VMST	40.47

Heat 12 of 24 Finals

1	Crouch, Kim	54 PSM	35.33
2	Moore, Carolyn B	54 GS	34.82
3	Koster, Carolyn	54 POST	34.51
4	Dahl, Lisa A	54 PSM	34.13
5	Livingston, Leslie C	54 RAM	33.20
6	Nowak, Elizabeth A	52 NCMS	33.60
7	Jacobson, Kendal R	50 TXLA	34.46
8	Groves, Lisa J	51 RMST	34.53
9	Rapuano, Lisa O	50 EST	35.01
10	Treible Slaton, Kathy	53 PBM	35.56

Heat 13 of 24 Finals

1	Viersen, Mavis C	48 NAM	45.67
2	Maly, Cleary	46 QMST	42.34
3	May, Jennifer L	47 WMAC	39.43
4	Postma, Terri	46 GERM	38.50
5	Ladd, Laura M	48 ENSW	37.81
6	Heil, Michelle E	45 NTXL	38.40
7	Carter, Eddie C	45 NCMS	38.70
8	Jones, Rebecca L	48 NCMS	41.71
9	Lawton, Cynthia	46 NCMS	42.50
10	Block, Diane W	47 NCMS	46.93

**2016 Nationwide USMS Spring Nationals
Greensboro Aquatic Center
Meet Program - Saturday**

Heat 14 (#25 Women 50 Yard Breaststroke)

1	Rossi, Leann M	49 ART	37.29
2	Murray, Desiree W	47 NCMS	36.28
3	Wilson, Jamie W	49 PALM	35.62
4	Simmons, Cheryl A	49 ROSE	35.05
5	Goodale, Rainy M	46 NEM	32.78
6	Weiderman, Jennifer	49 CVMM	34.20
7	Gass, Melissa	48 NCMS	35.32
8	Ballenger, Angie	46 NCMS	36.24
9	Tokos- Marcolina, Eve E	47 1776	37.10
10	Ciaccio, Leslie J	49 IM	37.45

Heat 15 of 24 Finals

1	Taylor, Donna G	43 NCMS	43.09
2	Haberstich, Carrie	44 IM	37.72
3	Hughes, Carrie M	41 GAJA	37.44
4	Ruppel, Laura M	40 CMS	37.15
5	Kratz, Caroline I	40 NCMS	37.00
6	Hughes, Megan	42 MINN	37.02
7	Radtke, Julie	40 ISWM	37.40
8	Riley, Jennifer C	43 NCMS	37.50
9	Matsumura, LeAnn H	43 PBM	37.90
10	Byron, Lauren	40 MAMC	46.00

Heat 16 of 24 Finals

1	Broussard, Katie J	41 YCSC	36.68
2	Deaton, Rebecca A	40 CPYM	35.99
3	Burns, Natasha	44 L4S	35.00
4	Dunn, Sara	43 NCMS	33.05
5	Lindauer, Kerry	41 NCMS	30.78
6	Schaetz, Trina R	43 WMAC	31.19
7	Perez, Sarah M	40 WMAC	33.22
8	Layton, Katie	43 GMUP	35.20
9	Natkin, Heidi	42 AWJ	36.31
10	Gitzinger, Jennifer L	41 LIB	36.95

Heat 17 of 24 Finals

1	Sherwood, Victoria	32 ALEX	45.00
2	Savage, April G	32 SWIF	40.24
3	Medendorp, Amanda J	30 NCMS	37.56
4	Weadick, Sarah C	33 BARR	37.75
5	Linn, Jennifer	31 MICH	40.35
6	Old, Catherine A	38 NCMS	41.26
7	Webb, Katie	36 VMST	40.26
8	Tabor, Kelly E	38 NCMS	40.85
9	Hilder, Brandi W	39 NCMS	43.43

Heat 18 of 24 Finals

1	Toner, Michelle A	35 HOLY	39.66
2	Wolff, Sylvia	36 NAM	38.46
3	Camoës, Marie-Noelle A	38 SPM	38.00
4	Barbosa, Tatiana B	36 SFTL	37.71
5	Keto, Alexis D	37 CMS	36.99
6	Johnston, Maranda M	37 NCMS	37.10
7	Glasgow, Ginny Ann	36 POWM	37.95
8	Thompson, Cooke	35 KATS	38.07
9	Frye, Jenni W	39 NCMS	38.92
10	Kays, Amelia B	36 ALEX	39.88

Heat 19 of 24 Finals

1	Samson, Vivian L	39 NEM	36.31
2	Whitney, Ashley A	36 NASH	35.54
3	Hurtubise, Courtney N	36 1693	34.01
4	Downing, Jennifer	37 NEM	33.37
5	Warren, Laura	35 UC43	29.29
6	Harris, Kristen S	39 1693	32.80
7	Stump, Karen M	37 NCMS	33.81
8	Yocum, Kari	38 PALM	34.01
9	Quattropani, LeeAnne	37 NCMS	35.79
10	Strobl, Lori C	36 POWM	36.44

Heat 20 of 24 Finals

1	Holland, Anna	34 PALM	37.48
2	Snook, Meredith L	34 TPIT	35.05
3	Smith, Nicole M	33 GS	34.71
4	Horton, Christina	33 SFTL	34.46
5	Carlson, Megan M	32 INDY	29.63
6	Watterson, Laura A	31 NCMS	34.00
7	Ring, Elizabeth A	31 NCMS	34.67
8	Jakubchak, Lindsey N	33 ALEX	34.90
9	Ostberg, Kristen J	32 NCMS	37.45
10	Stutz, Kathleen J	33 SFTL	37.53

Heat 21 of 24 Finals

1	Bottenus, Elizabeth	26 NCMS	45.00
2	White, Kristin M	25 NCMS	38.16
3	Twist, Christina L	29 ENSW	37.36
4	Gobat, Brittany C	25 GAJA	34.73
5	Kosciusko, Caroline D	25 NCMS	34.28
6	Hauser, Ashley M	28 ROSE	34.99
7	Gilson, Kristine	28 HRYB	37.63
8	Mundi, Jessica	26 ALEX	43.71
9	Philbrick, Alexis D	22 ARMS	38.13
10	Palermo, Lauren	24 NCMS	39.04

Heat 22 of 24 Finals

1	Pisano, CJ	29 PBM	33.36
2	Ripley, Rachel A	25 AGUA	31.22
3	Olson, Christine A	25 TOC	31.00
4	Houston, Katy	28 TOC	30.03
5	Meili, Katie	25 NCMS	28.95
6	McGraw, Kathleen E	29 TOC	29.59
7	Ballenger, Marie A	29 TOC	30.99
8	Stein, Dani	29 NCMS	31.00
9	Liao, Athena	26 NYAC	31.50
10	Hall, Lindsay G	26 BCTM	33.67

Heat 23 of 24 Finals

1	Shepherd, Bridget E	22 DUCK	37.36
2	Schuller, Danielle	20 GERM	37.30
3	Collins, Megan M	24 UC09	37.00
4	Chandler, Carolyn J	24 NCMS	36.71
5	Herzog, Adrienne R	18 DUCK	36.00
6	Ayala, Claire	23 ISWM	36.00
7	McKiernan, Alex M	22 PSM	36.80
8	Radtke, Amanda L	20 DUCK	37.30
9	Kim, Eileen J	24 BUMS	37.35
10	Reischmann, Mary	22 SPM	37.38

Heat 24 of 24 Finals

1	Hagerty, Kelly	24 NCMS	35.40
2	Gentsch, Katherine L	24 ARMS	34.00
3	Shaner, Sara	24 1693	33.60
4	Alef, Valerie M	23 SLAM	33.25
5	Kobelja, Amalia K	23 URMS	31.00
6	Adams, Laura D	24 ROSE	31.30
7	Arnold, Allison A	23 TOC	33.50
8	Sharpe, Anna	24 KM	33.76
9	Oei, Melissa	21 USF	35.00
10	Perkins, Tajia	20 TMAT	35.56

#26 Men 50 Yard Breaststroke

Lane	Name	Age	Team	Seed Time
------	------	-----	------	-----------

Heat 1 of 32 Finals

3	Manheim, Frank T	85 RMST	1:05.01
4	Woods, Albert H	87 GAJA	48.13
5	Kortheuer, John D	85 NCMS	46.00
6	McClow, Richard I	85 IM	46.00
7	Knowles, Percy A	85 SWIF	58.38
8	Bauman, John H	85 WMAC	1:10.00

Heat 2 of 32 Finals

1	Lyons, Thomas F	82 VMST	55.30
2	Shechter, Stanley J	83 AGUA	51.00
3	Hamburger, Lew	80 ARIZ	50.00
4	Nicholas, David D	80 L4S	45.76
5	Marchbanks, Jerry L	80 PBM	41.22
6	Stolz, Hal F	81 GAJA	42.67
7	Thayer, George D	80 OREG	46.24
8	Wendel, Hans D	80 MESC	50.28
9	Barrett, Steve	82 NCMS	54.40

Heat 3 of 32 Finals

1	Medici, John C	78 O*H*	48.00
2	Clark, Jerry	78 NCMS	47.00
3	Arlander, David C	75 MINN	44.48
4	Miller, David W	75 GAJA	43.16
5	Freshley, Mike R	75 ROSE	35.64
6	Colyer, Bob	77 LOCO	42.78
7	Reid, Walt E	75 PSM	43.50
8	Betrock, Irv	75 GOLD	44.63
9	Bugel, Peter M	77 PBM	48.00
10	Macartney, Norman S	77 NCMS	1:21.22

Heat 4 of 32 Finals

3	Grant, Will	74 VMST	59.00
4	Himwich, Alec	71 NCMS	56.30
5	Hale, Art	74 MVN	41.57
6	Walker, Joseph R	74 SNM	44.23
7	Diehl, David J	74 UC08	58.20

Heat 5 of 32 Finals

1	Zeigler, John V	70 GAJA	41.31
2	King, William B	71 CMS	41.00
3	Kremer, James N	70 CMS	40.00
4	Walters, Dan M	70 ROCH	39.50
5	Strand, Robert	70 SAWS	32.95
6	Husson, Bob	70 NCMS	37.23
7	Sjoberg, Darryl W	70 SYSM	39.68
8	Pohlmann, John T	72 SLAM	41.00
9	Brundage, Warner F	73 BRSM	41.02
10	Slaughter, James W	70 VMST	41.51

**2016 Nationwide USMS Spring Nationals
Greensboro Aquatic Center
Meet Program - Saturday**

Heat 6 (#26 Men 50 Yard Breaststroke)

2 Mills, Michael S	69 PALM	55.00
3 Walker, Thomas W	69 PSM	38.84
4 Douglass, Nick	66 O*H*	38.41
5 Roark, Roland S	68 AMS	37.41
6 Youtt, George R	67 BUMS	38.40
7 Palmer, Bill S	65 MICH	38.78
8 Bruner, Alex	65 PBM	40.19

Heat 7 of 32 Finals

1 Haywood, Henry D	67 NCMS	37.00
2 Rollins, Bruce W	66 VCM	35.71
3 Meyerhoff, Rick	69 TAM	34.10
4 Moskovits, Alexander	67 TAM	33.75
5 Wright, Robert W	65 MOVY	31.80
6 Kerns, Hubie	66 VCM	32.60
7 Walker, Rick B	65 SYSM	33.80
8 Wisland, Dave C	65 SLAM	35.28
9 Manuel, John S	65 NCMS	36.50
10 Reid, Joe	67 GAJA	37.00

Heat 8 of 32 Finals

1 Beardmore, Roger O	64 PALM	41.36
2 Van Horn, Larry	62 GSM	38.89
3 Fuerman, Ross	63 NEM	37.13
4 Munson, Arthur L	63 BUMS	36.00
5 Battistini, Rick A	62 NEM	34.66
6 Elbatrawi, Yehia	62 EGY	35.14
7 Hopkins, Christopher J	61 UC13	37.00
8 Lindholm, Larry	61 NCMS	38.65
9 Fayed, Mohamed	64 EGY	40.81
10 McCrea, Bill	62 NCMS	42.30

Heat 9 of 32 Finals

1 Fuller, Paul W	62 NEM	34.23
2 Mykleby, Geoff L	63 WMAC	34.00
3 Swenor, Gary D	61 NSMS	33.73
4 Colvard, Carl	60 STAN	33.00
5 Schmitz, Bob L	63 NCMS	32.92
6 Hildebrandt, David C	61 GAJA	32.92
7 Anderson, Robert L	60 PCCM	33.63
8 Coxhead, George L	63 NCMS	33.85
9 Kelseo, Robert	62 NTXL	34.21
10 Bower, Jack	61 UC07	34.50

Heat 10 of 32 Finals

1 Von Hoffmann, Gerard	60 NOVA	32.00
2 Van Boer, Eric D	61 RHMS	31.50
3 Lindstedt, David P	60 LAPS	30.81
4 Rider, Lee A	60 SFTL	30.00
5 Shead, Timothy M	63 SFTL	29.80
6 Parker, Randy J	61 MICH	30.00
7 Vestal, Neal L	61 NCMS	30.44
8 Hamilton, Berry	63 NTXL	31.50
9 Wall, Dan	60 ADMS	31.75
10 Toth, Dennis J	61 MICH	32.60

Heat 11 of 32 Finals

1 Yetter, Brian	53 GAJA	43.77
2 Raphun, Charlie	53 NCMS	40.01
3 Woodmansee, David A	52 KAC	38.67
4 Braam, Timothy J	53 NCMS	37.25
5 Hensdill, Jeff A	50 NCMS	40.00
6 Randesi, David J	53 BUMS	40.65
7 Weiss, Patrick J	56 MICH	53.84
8 Northrop, Bill	57 PALM	40.07
9 Wylie, Stuart H	58 TNAQ	53.45

Heat 12 of 32 Finals

1 Buck, Billy	55 PALM	37.91
2 Thomas, Mark	55 UC14	36.70
3 Heinz, Gary D	55 PALM	35.64
4 Kubicki, Scott	57 TNAQ	34.93
5 Martin, Michael P	55 WWCM	34.88
6 Graffis, Kevin H	56 SNM	34.90
7 McKinnon, Bill	55 TNAQ	35.40
8 Wagoner, Victor	59 LAPS	36.00
9 Trednick, Donnie	56 UC14	37.26
10 Simons, David C	58 UC13	38.25

Heat 13 of 32 Finals

1 Carbone, Greg	56 UC02	34.29
2 Bergman, Michael T	55 UC17	34.19
3 Voss, Frank R	56 CASC	33.42
4 Raine, Charlie	56 LAPS	32.90
5 Ellwanger, Gregg	56 GAJA	32.50
6 Vargas, Glen A	55 SYSM	32.80
7 Hashem, Abdelaziz	59 EGY	33.30
8 Michaels, Charles F	57 MOST	34.01
9 Clark, Nelson	55 NCMS	34.20
10 Grzeszczak, John S	57 HAFL	34.50

Heat 14 of 32 Finals

1 Brenner, Bill	57 SYSM	32.00
2 Richey, Steven C	55 MOST	31.46
3 Holmberg, Tom	57 1693	31.36
4 Preston, Mark K	55 SKY	31.06
5 Moreno, Al	57 PBM	30.79
6 Gugino, Douglas A	55 CONN	31.00
7 Matysek, Jim	56 SYSM	31.17
8 Evans, Dave	55 ARIZ	31.40
9 Carter, Paul V	58 TOC	32.00
10 Berryhill, Keith	56 WHA	32.21

Heat 15 of 32 Finals

1 Hamm, Michael L	58 KM	30.59
2 Divjak, Zdravko	59 SDSM	30.14
3 Dyer, Andy	57 AWJ	29.11
4 Aubrey, Michael	55 SFTL	29.05
5 Kone, Bruce C	58 RICE	28.40
6 Neville, Richard	59 FAST	28.98
7 Golden, Larry	55 ARKM	29.10
8 Vargas, Daniel	55 ARIZ	29.80
9 Blommel, Gregory G	56 WMAC	30.51
10 Haynie, Carl	55 PSM	30.67

Heat 16 of 32 Finals

1 Crowfoot, Steve B	53 PALM	35.71
2 Grady, Seth A	51 NEM	34.70
3 Blavatnik, Alex	51 SFTL	33.50
4 Sternby, Victor J	51 UC11	33.42
5 Mc Ginley, Patrick B	52 ROSE	33.24
6 Brekovsky, Tom	53 NCMS	33.29
7 Procton, Bruce	54 NCMS	33.50
8 Bagot, John J	54 NCMS	33.67
9 Dalpiaz, Steve R	50 GSMS	35.66
10 Graham, Paul	50 MICH	37.18

Heat 17 of 32 Finals

1 Wyckoff, Benjamin W	51 CONN	32.26
2 Ledger, Clark D	51 LVM	31.85
3 Billings, Raymond	51 AKMS	31.69
4 Anderson, Earl E	51 NCMS	31.44
5 Koehler, Doug J	50 CVMM	30.69
6 Smith, Jerry L	50 RATS	30.81
7 Tyler, Bob	53 NEM	31.54
8 McCool, Michael J	53 GAJA	31.80
9 Harris, Mark E	53 ALEX	32.00
10 Potter, Thomas P	53 GAJA	32.50

Heat 18 of 32 Finals

1 Vazhenin, Igor	52 PSDN	30.52
2 Harris, Gregory	52 VMST	29.40
3 Jennings, Bob	50 NCMS	28.78
4 Mercer, Rich	52 YCFM	28.62
5 Tuchler, Jim	51 IM	28.00
6 Coveney, Christopher M	53 CMS	28.26
7 Hancock, Thomas	52 KAC	28.75
8 Jimenez, Carlos A	51 RICE	28.92
9 Mc Donald, Matt J	54 YCFM	30.07
10 Amato, David J	51 NCMS	30.65

Heat 19 of 32 Finals

2 Seevers, John L	40 SMST	40.15
3 Corcoran, R. Scott	44 NCMS	33.47
4 Owen, Jeffrey J	41 NCMS	34.08
5 Gomez, Edgardo	43 NCMS	41.10
6 Luckhurst, Jonathan	34 GAJA	35.05
7 Shaw, Chris	33 UMAC	37.00
8 Urish, Steven J	45 NCMS	37.50
9 Flynn, John G	48 MICH	39.75

Heat 20 of 32 Finals

1 Quinn, Michael	46 GSMS	33.20
2 Hilton, Robert	47 ROCH	33.03
3 Sosa-Felicié, Edgardo L	46 SFTL	33.00
4 Shanahan, Mike	45 UC21	32.62
5 Lage, Terry L	48 SFTL	31.87
6 O'Leary, Shawn B	46 MESC	31.88
7 Rougier-Chapman, Duncan P	48 NCMS	33.00
8 Ames, Eddie	46 PBM	33.00
9 Cockrell, Charles E	47 TMAS	33.12
10 Marcy, Matthew A	48 UMAC	34.00

2016 Nationwide USMS Spring Nationals

Greensboro Aquatic Center

Meet Program - Saturday

Heat 21 (#26 Men 50 Yard Breaststroke)			Heat 26 of 32 Finals			Heat 31 of 32 Finals						
1	Souvignier, Chad W	45 ARIZ	31.10	1	Cassidy, Michael P	38 NCMS	32.59	1	Talmadge, Matthew S	26 TOC	27.51	
2	Hamilton, Nathan	47 SNM	30.89	2	Barry, Shaun P	39 1776	32.30	2	Kukharskyi, Sergii	27 MPNY	27.07	
3	Sandvoss, Keith	45 UC55	30.41	3	Greenwood, Scott C	38 TOC	31.70	3	Rose, Domingo R	27 NEM	26.50	
4	Hill, Andrew J	46 GAJA	30.08	4	Holsman, Trent T	35 TOC	31.59	4	Ferguson, Kevin	25 TOC	26.27	
5	White, Bill	46 RAM	29.90	5	Jap, Peter S	37 NAM	31.00	5	Burckle, Christopher C	28 TOC	24.00	
6	Bryant, Brandon	47 YCFM	30.00	6	Slivka, Eric J	38 NCMS	31.63	6	Leopold, Jonathan C	26 TOC	24.95	
7	Sangmeister, Gary	45 SVY	30.20	7	Zheng, Jiang	38 NCMS	32.02	7	Thomas, Chandler P	26 NCMS	26.49	
8	Dreizler, Todd M	46 UC48	30.50	8	Goldberg, Brian	38 AGUA	32.40	8	Jones, Flynn	26 NCMS	26.96	
9	McGrath, Jim G	47 NCMS	30.97	9	Johnson, Luke B	33 MINN	32.00	9	Armstrong, Daniel P	27 NCMS	27.50	
10	Fletcher, Jeff H	46 NCMS	31.56	10	Early, Josh T	30 NASH	32.07	10	Lawrence, Jesse	26 SLAM	27.65	
Heat 22 of 32 Finals			Heat 27 of 32 Finals			Heat 32 of 32 Finals						
1	Doane, Michael P	45 UMAC	28.70	1	Casto, Sean K	37 PALM	30.42	1	Tatich, Kyle A	20 NCMS	29.90	
2	Cox, Mark	48 RAM	28.30	2	Jarczynski, Jeffrey	38 GERM	29.45	2	Neville, Griffin	22 FAST	29.00	
3	Hersh, Craig	45 NEM	28.03	3	Sabala, Michael C	35 CHEL	29.16	3	Ksehati, Fares	24 MICH	27.99	
4	Baleka, Siphwiwe K	45 MOVY	27.98	4	Silver, Isaac M	37 FACT	28.75	4	Destree, Nathan M	24 VMST	27.00	
5	Torres, Todd	47 NCMS	26.17	5	Silva, Fabio M	38 GSMS	27.20	5	Babcock, Colin B	23 TOC	24.99	
6	Beatty, Mark S	47 GAJA	27.69	6	Bueter, Bryan A	39 NAM	28.57	6	Whinnery, Typ	24 OLD	26.67	
7	Livingston, Terry	49 YCFM	28.00	7	Durieux, Chad A	36 ROSE	28.93	7	Quan, Kevin T	19 DUCK	27.41	
8	Kitzman, Scott A	46 PBM	28.18	8	Asti, Trevor	38 MICH	29.33	8	Loyd, Michael	18 DUCK	28.10	
9	Carmosino, Vince	46 PSM	28.57	9	Flemming, Stephen R	35 UC15	29.87	9	Davidson, Patrick J	23 NCMS	29.86	
10	Mugford, Stephen A	49 NEM	28.89	10	Bloomfield, Richard A	36 NCMS	30.87	10	Davis, Cole W	23 TOC	30.00	
Heat 23 of 32 Finals			Heat 28 of 32 Finals			#27 Women 200 Yard IM						
1	Cox, Raymond F	41 SFTL	32.54	1	Fadel, Bryan	31 UC04	31.34	Lane	Name	Age	Team	Seed Time
2	Andreev, Valeri Y	43 UC41	32.40	2	Pichardo, Jeffry	33 SFTL	31.23	Heat 1 of 20 Finals				
3	Graham, David C	41 NEM	32.10	3	Storch, Joshua L	34 REDT	30.01	2	Hovey, Mary Anna	73 NCMS	4:16.09	
4	Sadosky, Daniel M	41 NCMS	32.00	4	Wells, Geoff	33 BUMS	26.71	3	Hill, Marcia M	71 WCM	3:42.67	
5	Drees, Dan R	41 UC45	31.78	5	Gans, Egan	30 TOC	26.00	4	Slifer, Kathy M	70 NEM	3:01.28	
6	Hinck, Todd	43 NEM	31.82	6	Deery, Kyle B	31 SYSM	26.34	5	Barnea, Daniela	72 STAN	3:25.45	
7	Brassil, Dan	43 HAFL	32.09	7	Scott, Rick W	31 NCMS	29.84	6	Detjen, Carol J	71 UC17	4:13.41	
8	Czarnowski, John M	44 NCMS	32.32	8	Richard, Mark	31 PACM	31.18	7	Waldbaum, Joan B	85 1776	5:05.99	
9	Folan, Matthew H	43 GAJA	32.51	9	Miller, Joshua S	30 NAM	31.29	8	Eisele, Barbara M	85 LOCO	5:53.67	
10	Adcock, George E	44 NCMS	33.02	10	Mark, Doug R	34 AGUA	31.91	9	Stretch, Nancy	76 TOC	3:55.01	
Heat 24 of 32 Finals			Heat 29 of 32 Finals			Heat 2 of 20 Finals						
1	Glass, Mark W	41 NTXL	31.45	1	Wood, Austin M	21 NCMS	31.80	1	Mitchell, Suzanne	67 PBM	4:00.56	
2	Black, Alex	41 NCMS	30.29	2	Layton, Marcus T	21 PALM	31.00	2	Douglass, Marilyn	66 O*H*	3:16.38	
3	Balykov, Dmitry	40 UC06	30.11	3	Buck, Casey C	18 PALM	30.00	3	Walsh Beilman, Stephanie	66 1776	3:12.78	
4	McCormick, Bill T	43 NCMS	29.79	4	Lindholm, Kyle	23 UC13	30.29	4	Miller, Celeste	66 SNM	3:07.00	
5	Dunson, David B	43 NCMS	29.71	5	Muni, Nicholas A	20 UC17	31.23	5	Davis, Charlotte M	66 PSM	2:35.50	
6	Roberts, David	44 CRUZ	29.72	6	Altman-Kurosaki, Jonas Y	27 AGUA	32.54	6	Hayes, Christie M	68 NEM	2:58.18	
7	Jackson, Scott J	41 NOVA	29.87	7	Stephens, Scott M	28 YCSC	31.37	7	Guthrie, Sally K	66 MICH	3:09.82	
8	Shavrov, Alexander	40 NASH	30.20	8	Magazine, Andrew	25 SKY	31.41	8	Lyman, Carolyn B	65 JCC	3:15.15	
9	Baldwin, Craig M	41 RMST	31.27	9	Sites, Tyler P	25 GS	33.07	9	Young, Lydia L	67 CMS	3:26.47	
10	Wu, Bobby	42 WMAC	31.64	Heat 30 of 32 Finals			Heat 3 of 20 Finals					
Heat 25 of 32 Finals			1	Garcia, Luis	27 ASCM	30.00	1	Fitzpatrick, Maureen	64 PBM	3:43.94		
1	Apple, Jonathan	40 NAM	29.00	2	Frawley, Robert J	27 NYAC	29.50	2	Smith, Melinda J	63 O*H*	3:30.00	
2	Goodison, Michael R	44 UMAC	28.46	3	Griffard, Jared H	26 LVM	29.00	3	Kaguni, Laurie S	63 MICH	3:17.90	
3	Juiris, Peter C	42 UC21	28.14	4	Dolben, Warren	26 CRAB	28.33	4	Maccurdy, Krissy	63 NTXL	3:05.00	
4	Pearson, Johnnie A	42 SYSM	27.51	5	Wilson, Jason M	25 PALM	28.00	5	Allen, Pam J	60 NCMS	3:00.25	
5	West, Steve	44 NOVA	25.56	6	Bower, Daniel J	26 UC07	28.00	6	Tourtual, Dorothy M	64 BUMS	3:04.47	
6	Jacobson, Brian L	42 MINN	26.69	7	Fay, Christopher J	27 1693	28.38	7	Harrelson, Jo Ann	60 SPM	3:14.37	
7	Van Thielen, Mike	44 YCFM	28.01	8	McGuire, Daniel P	25 ALEX	29.30	8	Lampe, Betty	60 SVY	3:25.97	
8	Harrison, Stephen A	40 PALM	28.18	9	Loughran, Kyle A	28 1693	29.50	9	McDaniel, Kathy	64 PSM	3:32.00	
9	Williams, Rich	40 1693	28.86	10	Malasky, Martin E	27 TOC	30.58	10	Aud, Susan	61 SLAM	4:06.19	
10	Williams, Ryan D	42 SFTL	29.26									

2016 Nationwide USMS Spring Nationals
Greensboro Aquatic Center
Meet Program - Saturday

Heat 4 (#27 Women 200 Yard IM)

1	Woolslayer, Jeannie L	62 STAR	2:59.00
2	Falcigno, Pamela M	60 SFTL	2:57.96
3	Samuelson, Laurie E	60 PBM	2:53.61
4	Bierwert, Karen	63 NEM	2:49.51
5	Estel, Beth A	60 NEM	2:38.73
6	Kryka, Nancy	61 SYSM	2:43.93
7	Wainwright, Joanne	60 NCMS	2:49.88
8	Gilmore, Cindy	60 DART	2:55.32
9	Craffey, Joan P	63 BCTM	2:58.30
10	Quinn, Phyllis E	60 TOC	3:00.01

Heat 5 of 20 Finals

3	Molinek, Donna	55 NCMS	3:16.89
4	Menches, Lynn W	55 PALM	3:03.88
5	Savage, Mary Anne	55 TPIT	2:58.10
6	Burlingame, Sharon M	59 TNAQ	3:00.57
7	Van Cleave, Julie M	57 WMAC	3:04.44
8	Buchanan, Christy M	55 NCMS	4:10.00

Heat 6 of 20 Finals

1	Geld, Sara S	58 CVMM	2:51.00
2	Almand, Jennifer	57 GAJA	2:47.01
3	Nelson, Judy A	55 CMS	2:45.50
4	Alioto, Laurie J	58 WMAC	2:42.47
5	Mareb, Karen M	57 NEM	2:37.63
6	Ganze, Cathy	58 SDSM	2:40.10
7	Jensen, Sue	55 NEM	2:43.06
8	Maleike, Corinna M	55 CMS	2:46.90
9	Whelchel, Nancy L	56 NCMS	2:47.90
10	Miller, Patricia M	55 VMST	2:55.36

Heat 7 of 20 Finals

2	Hallman-Kenner, Cathy L	50 PALM	2:54.68
3	Jackson, Cissy B	50 MGCM	2:43.89
4	Vanderpoel, Nicole L	51 CMS	2:42.50
5	Countryman, Marianne	51 GAJA	2:38.13
6	Groves, Lisa J	51 RMST	2:38.59
7	Delorey, Laura E	53 NEM	2:43.50
8	Walker, Shellenne W	50 NCMS	2:52.60
9	McClure, Pam	52 GAJA	3:11.24

Heat 8 of 20 Finals

1	Ferry Phillips, Krissy	53 PBM	2:37.40
2	Saucy, Stephanie A	52 1776	2:34.21
3	Redfield, Carol A	50 NCMS	2:32.42
4	Welting, Laureen K	50 TOC	2:30.66
5	McIntyre, Shannon J	51 PSM	2:21.90
6	Hug, Laurie	51 1776	2:25.22
7	Irish Bostic, Linda	52 PBM	2:31.26
8	Kupan, Cheryl A	51 SPM	2:33.33
9	Treible Slaton, Kathy	53 PBM	2:35.00
10	Cialdella-Morehead, Lorna	51 BERK	2:38.00

Heat 9 of 20 Finals

3	Morrison, Karen	45 NCMS	2:59.99
4	Gras Thompson, Beni M	45 VMST	2:44.23
5	Olsen, Cat	46 RAM	2:42.60
6	Soraghan, Marilyn L	49 NEM	2:43.43
7	Pasterczyk, Christine	49 NEM	2:54.79
8	Jones, Rebecca L	48 NCMS	3:10.93

Heat 10 of 20 Finals

1	Ciaccio, Leslie J	49 IM	2:39.75
2	Koehler, Deanna C	46 CVMM	2:37.21
3	Gass, Melissa	48 NCMS	2:35.00
4	Dooley, Katy	49 TXLA	2:33.20
5	Davidson, Michelle L	45 GSM	2:32.45
6	Dombay, Denise L	49 GERM	2:33.00
7	Heil, Michelle E	45 NTXL	2:34.94
8	Weiderman, Jennifer	49 CVMM	2:35.90
9	Gregory, Barbie J	47 VMST	2:38.29
10	Tiedemann, Kate A	47 WM	2:40.00

Heat 11 of 20 Finals

1	Cranny, Jennifer R	48 PALM	2:31.69
2	Simmons, Cheryl A	49 ROSE	2:29.38
3	Gianniny, Dana	46 ROCH	2:28.00
4	McPherson, Chris A	48 ENSW	2:27.96
5	Hodgert, Donna M	48 VMST	2:26.14
6	Cleven, Detra R	47 KAC	2:26.97
7	Monaghan, Ann S	49 JAM	2:28.00
8	Goodale, Rainy M	46 NEM	2:28.06
9	LeClair, Dale A	46 HAFL	2:31.30
10	Meredith, Sara L	47 NCMS	2:32.00

Heat 12 of 20 Finals

1	Hilder, Brandi W	39 NCMS	3:05.00
2	Barbosa, Tatiana B	36 SFTL	2:37.61
3	Baudis, Christina	39 NEM	2:35.06
4	Glasgow, Ginny Ann	36 POWM	2:37.12
5	Maidenberg, Eve G	39 MAM	2:42.33
6	McCarthy, Michelle C	40 WMAC	3:05.87
7	Bishop, Laura J	43 BUMS	2:48.00
8	Ruppel, Laura M	40 CMS	2:39.99
9	Jenkins, Alison	42 NAMI	2:52.22
10	Byron, Lauren	40 MAMC	3:14.35

Heat 13 of 20 Finals

1	Natkin, Heidi	42 AWJ	2:39.56
2	Lindquist, Carrie T	40 NCMS	2:29.43
3	Gonzalez, Sabra B	40 WHA	2:25.00
4	Jauernig, Anja	43 BCTM	2:22.22
5	Limke, Tobi L	41 EST	2:16.77
6	Plotz-Saribalas, Amy M	43 NAM	2:21.99
7	Perez, Sarah M	40 WMAC	2:23.45
8	Stuart, Julie	42 TNAQ	2:29.42
9	Lehman, Jessica M	40 UC12	2:37.34
10	Haberstich, Carrie	44 IM	2:39.58

Heat 14 of 20 Finals

1	Goodwin, Laura B	38 NCMS	2:30.13
2	Dowgiert, Angela	36 NEM	2:24.74
3	Carson, Emily C	37 NCMS	2:22.18
4	Uhl, Alicia K	39 NCMS	2:17.44
5	Linke, Lyndsey M	36 CMS	2:13.78
6	Sturgis, Karen M	37 GS	2:17.35
7	Moro, Erin C	37 PALM	2:20.59
8	Lindsey, Elizabeth H	38 NCMS	2:23.87
9	Downing, Jennifer	37 NEM	2:25.87
10	Louhichi, Nadia	35 SNM	2:31.96

Heat 15 of 20 Finals

1	Henricksen, Erin A	32 JAM	3:30.01
2	Taylor, Alaina	34 ALEX	2:44.04
3	Holland, Anna	34 PALM	2:37.28
4	Braniecki, Ashley L	30 O*H*	2:32.23
5	Schafer, Melissa	34 BUMS	2:27.34
6	Letendre, Claire A	30 NEM	2:32.15
7	Kavanagh, Lorilee M	32 PALM	2:35.17
8	Bergillos, Ara	34 SFTL	2:43.60
9	Linn, Jennifer	31 MICH	2:59.76
10	Bottenus, Elizabeth	26 NCMS	3:15.00

Heat 16 of 20 Finals

1	McGrail, Crystie	31 GBM	2:25.83
2	Snook, Meredith L	34 TPIT	2:25.00
3	Schneider, Lindsey W	34 NAM	2:21.50
4	Watterson, Laura A	31 NCMS	2:19.00
5	Carlson, Megan M	32 INDY	2:12.38
6	Williams, Melinda B	34 NEM	2:17.40
7	Schneider, Leah R	31 WMAC	2:21.00
8	Jakubchak, Lindsey N	33 ALEX	2:24.87
9	McWilliams, Katie L	32 ALEX	2:25.16
10	Horton, Christina	33 SFTL	2:25.90

Heat 17 of 20 Finals

1	Smickley, Megan B	27 FAFF	2:34.36
2	Kloppe, Kelly A	26 YCFM	2:28.58
3	Thompson, Caroline D	28 NCMS	2:27.48
4	Hughes, Christine V	25 TOC	2:20.00
5	Harris, Margaret A	26 CRAB	2:15.87
6	Stein, Dani	29 NCMS	2:18.00
7	Sciacca, Krysten M	28 BCTM	2:23.42
8	Young, Meg	27 UC24	2:27.66
9	Cota, Devon G	25 VMST	2:30.90
10	Matton, Hannah N	25 NCMS	3:13.13

Heat 18 of 20 Finals

1	Parsons, Kristina M	25 NYAC	2:13.47
2	Schmitz, Amanda	26 NCMS	2:12.00
3	Letendre, Denise M	27 VMST	2:11.79
4	Bicek, Adrienne L	25 IM	2:07.39
5	Meili, Katie	25 NCMS	1:56.55
6	Houston, Katy	28 TOC	2:05.46
7	Clapp, Marissa L	28 RICE	2:08.67
8	Olson, Christine A	25 TOC	2:11.99
9	Ripley, Rachel A	25 AGUA	2:12.23
10	Curran, Caitie B	28 GAJA	2:15.61

Heat 19 of 20 Finals

1	Balz, Marielle	24 AGUA	2:40.00
2	Schroeder, Jade A	23 KAC	2:30.00
3	Sheafor, Haley E	21 NCMS	2:28.64
4	Cobb, Elizabeth M	20 DUCK	2:28.00
5	Cook, Caitlin R	24 NCMS	2:25.99
6	Sheafor, Tirion L	21 NCMS	2:26.88
7	Nievergelt, Hailey B	22 PALM	2:28.55
8	Reischmann, Mary	22 SPM	2:30.00
9	Thane, Alex	23 MICH	2:39.45
10	Kim, Eileen J	24 BUMS	2:46.00

2016 Nationwide USMS Spring Nationals
Greensboro Aquatic Center
Meet Program - Saturday

Heat 20 (#27 Women 200 Yard IM)			
1	Herzog, Adrienne R	18 DUCK	2:25.00
2	Alef, Valerie M	23 SLAM	2:20.49
3	Tweesmann, Maike	24 SLAM	2:16.50
4	Arnold, Allison A	23 TOC	2:09.84
5	Senko, Anna K	23 TOC	2:05.64
6	Flinn, Rachel	24 NYAC	2:08.60
7	Brundage, Maia	20 BRSM	2:12.80
8	Kerr, Danielle A	24 UC14	2:18.00
9	Nolte, Jeanette C	24 IM	2:22.17
10	Sall, Ashleigh J	22 OMAH	2:25.00

#28 Men 200 Yard IM

Lane	Name	Age	Team	Seed Time
------	------	-----	------	-----------

Heat 1 of 24 Finals				
3	Palmer, Pete	80	LOCO	4:20.00
4	Marchbanks, Jerry L	80	PBM	3:42.30
5	Lauer, William J	81	TNAQ	3:10.44
6	Stolz, Hal F	81	GAJA	3:30.48
7	Mitchell, Tom	83	SDSM	4:16.97
8	Maine, Thomas O	90	SLAM	4:16.29

Heat 2 of 24 Finals				
2	Shearer, Douglas R	75	NEM	3:43.50
3	Learmonth, William R	76	O*H*	3:36.41
4	Painter, David J	77	LOCO	3:23.00
5	Freshley, Mike R	75	ROSE	2:39.07
6	Wolfe, Artie	76	INDY	2:54.36
7	Colyer, Bob	77	LOCO	3:30.88
8	Cody, Frank J	75	MICH	3:42.82

Heat 3 of 24 Finals				
1	Callen, Russ	72	GAJA	3:22.00
2	Osborne, Oz	70	ELG	3:09.43
3	Husson, Bob	70	NCMS	3:07.00
4	Bergman, John	74	MINN	2:58.60
5	Strand, Robert	70	SAWS	2:32.50
6	Corris, Robert B	71	WMAC	2:56.45
7	Welty, Bob	71	DAMM	3:00.24
8	Iselin, Christian R	72	YCFM	3:09.12
9	Brundage, Warner F	73	BRSM	3:10.90

Heat 4 of 24 Finals				
1	Roark, Roland S	68	AMS	3:16.42
2	Grass, Greg M	65	UC15	2:57.75
3	Douglass, Nick	66	O*H*	2:44.47
4	Day, Lawrence J	65	MICH	2:28.70
5	Kerns, Hubie	66	VCM	2:22.82
6	Wright, Robert W	65	MOVY	2:28.40
7	Couch, Bob E	69	SYSM	2:33.64
8	Harmon, David C	66	ANCM	2:56.91
9	McQuiggan, Frank	67	NEM	3:05.00
10	Traester, William F	67	CONN	3:55.40

Heat 5 of 24 Finals				
3	Carbone, Greg	56	UC02	2:41.08
4	Campbell, Chris	55	MVM	2:38.02
5	Shipp, Bill	56	UMAC	2:30.00
6	McKinnon, Bill	55	TNAQ	2:32.98
7	Simons, David C	58	UC13	2:40.00

Heat 6 of 24 Finals				
1	Fuerman, Ross	63	NEM	2:51.50
2	Anderson, Robert L	60	PCCM	2:47.61
3	Swenor, Gary D	61	NSMS	2:37.92
4	Johnson, Clifford H	64	SNM	2:35.00
5	Bright, David	63	NEM	2:29.00
6	Chapman, Gerry M	64	NCMS	2:30.00
7	Heather, Michael R	61	MVN	2:37.91
8	Paushter, Stephen L	64	BUMS	2:43.99
9	Freeman, Stephan J	60	SPM	2:50.00
10	DeRoode, Bob	60	SLAM	3:00.00

Heat 7 of 24 Finals				
1	Bergstrom, Rod	61	GAJA	2:25.99
2	Wall, Dan	60	ADMS	2:25.14
3	Collier, Scott J	61	AKMS	2:20.85
4	Von Hoffmann, Gerard	60	NOVA	2:19.00
5	Shead, Timothy M	63	SFTL	2:14.00
6	Gilchrist, Donald B	62	NCMS	2:17.51
7	Vestal, Neal L	61	NCMS	2:19.90
8	Hamilton, Berry	63	NTXL	2:23.20
9	Stanback, John H	62	CMS	2:25.30
10	Nixon, John L	60	SPM	2:26.91

Heat 8 of 24 Finals				
1	Eddy, Pat	59	GAJA	2:27.00
2	Grecco, Paul A	55	GMUP	2:25.73
3	Washburn, Jonathan W	58	NCMS	2:25.08
4	Deppe, Tom W	58	VMST	2:24.52
5	Czekala, Steven R	56	TSUN	2:22.22
6	Hathaway, David	55	OREG	2:23.49
7	Voss, Frank R	56	CASC	2:24.55
8	Callahan, Jim	58	NAM	2:25.22
9	Keating, Raymond G	56	VMST	2:26.00
10	Martinez, Hector D	58	WOW	2:27.00

Heat 9 of 24 Finals				
1	Menches, Robert C	55	PALM	2:21.35
2	Aubrey, Michael	55	SFTL	2:18.77
3	Hamm, Michael L	58	KM	2:17.51
4	Dyer, Andy	57	AWJ	2:11.68
5	Carter, Paul V	58	TOC	2:09.00
6	Johnson, Eric A	55	REDT	2:09.50
7	Evans, Dave	55	ARIZ	2:13.98
8	Kelca, Brian E	55	LAPS	2:18.00
9	Matysek, Jim	56	SYSM	2:20.90
10	Nevid, Nathan E	58	PBM	2:22.00

Heat 10 of 24 Finals				
1	McClellan, Gary J	49	PBM	2:46.00
2	Hawkins, Seth C	45	NCMS	2:30.00
3	Elizondo, Bill	48	RAM	2:22.71
4	Sprenger, Kurt	46	VMST	2:22.22
5	Semus, Joe	45	MEDM	2:22.50
6	Cockrell, Charles E	47	TMAS	2:28.40
7	Schmaltz, Joel	45	GSMS	2:39.66
8	Sieben, Christopher D	52	MINN	2:33.00
9	Sternby, Victor J	51	UC11	2:29.03
10	Potter, Thomas P	53	GAJA	2:35.20

Heat 11 of 24 Finals				
1	Wyckoff, Benjamin W	51	CONN	2:27.76
2	Smith, Richard C	50	AMS	2:24.87
3	Mangrum, John W	53	NCMS	2:23.64
4	Schultz, Norman E	50	NCMS	2:22.99
5	Atkins, Steven L	53	ADMS	2:22.55
6	Johnson, Tim	51	VMST	2:22.91
7	Petrov, Konstantin Y	52	MPNY	2:23.00
8	Caudrillier, Francois J	53	BUMS	2:23.98
9	Roberts, Courtney	53	UC17	2:25.08
10	Moore, John	54	NCMS	2:27.79

Heat 12 of 24 Finals				
1	Blavatnik, Alex	51	SFTL	2:21.00
2	Oyler, Paul F	50	UC11	2:18.00
3	Barringer, Rob	50	CMS	2:16.98
4	McGiffin, Chris D	50	BERK	2:16.49
5	Coveney, Christopher M	53	CMS	2:13.23
6	Koehler, Doug J	50	CVMM	2:16.27
7	Schumacher, Rick	52	RATS	2:16.65
8	Valley, Eric	54	MOVY	2:17.67
9	Bitzenhofer, Mike A	51	NCMS	2:20.00
10	Graffis, Patrick D	53	SNM	2:21.33

Heat 13 of 24 Finals				
1	Faria, Jose J	50	GSM	2:11.40
2	Beatty, Dan C	50	GAJA	2:08.50
3	Segarra, Rafael G	52	SFTL	2:08.45
4	Jennings, Bob	50	NCMS	2:07.57
5	Tuchler, Jim	51	IM	2:00.70
6	Jimenez, Ignacio	50	CMS	2:04.84
7	Harris, Gregory	52	VMST	2:08.37
8	Evans, Jeffrey P	50	SVY	2:08.50
9	Van Dyke, Rick P	51	NTXL	2:08.99
10	McCarty, David L	51	PSM	2:13.22

Heat 14 of 24 Finals				
1	Boswell, Edmund O	46	NCMS	2:19.99
2	Doolittle, John W	46	SPM	2:16.08
3	Martin, Chris D	49	NCMS	2:14.00
4	Petrilla, Eric A	46	SNM	2:13.54
5	Mugford, Stephen A	49	NEM	2:10.77
6	Kroupa, Andy S	47	YCFM	2:12.28
7	Ellis, Andrew F	47	UMAC	2:14.00
8	Hamilton, Nathan	47	SNM	2:15.00
9	McGowan, Tom	48	NCMS	2:17.00
10	Rubacky, Mark S	46	NCMS	2:21.74

Heat 15 of 24 Finals				
1	Livingston, Terry	49	YCFM	2:08.00
2	Sandvoss, Keith	45	UC55	2:06.00
3	Andersen, Morten	45	NCMS	2:02.21
4	Brundage, Patrick W	49	BRSM	2:01.99
5	Granger, Nicolas	48	ROSE	1:55.00
6	Wharton, Dave L	46	NAM	1:59.95
7	Benucci, Lorenzo	48	AWJ	2:02.10
8	Roddin, Jeffrey H	47	ANCM	2:02.31
9	Hersh, Craig	45	NEM	2:06.82
10	Garland, Robert	46	CMS	2:10.00

**2016 Nationwide USMS Spring Nationals
Greensboro Aquatic Center
Meet Program - Saturday**

Heat 16 (#28 Men 200 Yard IM)

1 Bloom, Alex D	43 NCMS	2:25.00
2 Bingaman, Cory S	41 ALEX	2:21.99
3 Hinck, Todd	43 NEM	2:21.02
4 Rudolph, Daniel A	44 LAS	2:22.59
5 McDonnell, Michael P	31 LIB	3:00.00
6 Martin, Matthew J	30 ROSE	2:24.02
7 Duguay, Robert E	31 CONN	2:31.98
8 Huffman, Richard L	27 NCMS	2:25.25
9 Vayda, Robert J	28 ALEX	2:34.45

Heat 17 of 24 Finals

1 Decker, John R	41 GYMS	2:20.04
2 Baldwin, Craig M	41 RMST	2:18.46
3 Fernandez, Stephen H	40 PALM	2:17.46
4 Chilton, James A	40 PALM	2:16.10
5 Zilch, Kurt E	43 PBM	2:15.00
6 Diaz, Luis A	41 SFTL	2:15.75
7 Bierman, Rob	40 PALM	2:17.00
8 McCormick, Bill T	43 NCMS	2:17.76
9 Bishop, Christopher R	44 BUMS	2:20.00
10 Harrison, Steve W	44 NCMS	2:20.50

Heat 18 of 24 Finals

1 Karren, Kelly S	42 CVMM	2:13.90
2 Goodison, Michael R	44 UMAC	2:10.79
3 Flynn, Robert	41 NCMS	2:09.09
4 Mendez-Ramirez, Libardo A	42 SDSM	2:06.69
5 Niemi, Matthew G	42 USF	2:00.70
6 Stich, Darryl D	40 WMAC	2:03.14
7 Lehr, Gunner F	43 NAM	2:08.00
8 Jackson, Scott J	41 NOVA	2:10.65
9 Nance, Chad A	43 NAM	2:12.50
10 LaMastra, James A	40 O*H*	2:14.23

Heat 19 of 24 Finals

1 Jaskot, Brian R	37 ALEX	2:26.45
2 Kim, Steve	39 ROSE	2:20.37
3 Kloppe, William R	35 YCFM	2:18.89
4 Casto, Sean K	37 PALM	2:17.99
5 Slivka, Eric J	38 NCMS	2:17.04
6 Maurer, Matt	38 PALM	2:17.40
7 Tetzlaff, Maurice	39 WMAC	2:18.18
8 Machinist, Scott	35 NEM	2:19.91
9 Field, David W	37 NCMS	2:25.00
10 Dau, David M	38 KAC	2:36.28

Heat 20 of 24 Finals

1 Brado, Matthew J	36 ALEX	2:15.16
2 Cedanio, Noel	36 SFTL	2:10.71
3 Bueter, Bryan A	39 NAM	2:10.50
4 Hildebrand, David R	35 TNYA	2:06.02
5 Owen, Jason L	35 SLAM	2:01.69
6 Sabala, Michael C	35 CHEL	2:05.16
7 Adkins, David C	36 AAA	2:09.33
8 Romack, Dave	38 LAS	2:10.63
9 Jarczynski, Jeffrey	38 GERM	2:12.50
10 Durieux, Chad A	36 ROSE	2:15.29

Heat 21 of 24 Finals

1 Rimmele, Ryan J	31 NCMS	2:13.15
2 Wazyaniak, Kenneth J	31 SPM	2:11.09
3 Hersh, David M	34 FINS	2:05.55
4 Barley, Adam S	34 VTAC	2:02.30
5 Bezugliy, Alexander	30 MPNY	1:52.09
6 Wells, Geoff	33 BUMS	1:59.03
7 Bey, Matthew D	32 NAM	2:04.37
8 Storch, Joshua L	34 REDT	2:08.78
9 Limouze, Thomas C	32 FINS	2:12.32
10 Zambrano, Juan M	34 NCMS	2:15.00

Heat 22 of 24 Finals

1 Sites, Tyler P	25 GS	2:12.99
2 Smith, David J	28 CMS	2:12.00
3 Terrell, Jeffrey S	26 UC07	2:11.71
4 Armstrong, Daniel P	27 NCMS	2:10.00
5 Kukharskyi, Sergii	27 MPNY	2:09.09
6 Griffard, Jared H	26 LVM	2:10.00
7 Jenkinson, Matthew D	29 NCMS	2:10.97
8 Hoffmann, Paul	27 MINN	2:12.00
9 Cordrey, Brandon M	28 NCMS	2:12.87
10 Arias, Luis	28 AGUA	2:14.00

Heat 23 of 24 Finals

1 Mayfield, Paul D	27 NCMS	2:05.34
2 Rose, Domingo R	27 NEM	2:02.59
3 Lawrence, Jesse	26 SLAM	2:02.01
4 Thomas, Chandler P	26 NCMS	1:58.67
5 Leopold, Jonathan C	26 TOC	1:51.24
6 Vogel, Jake N	28 ASC	1:53.11
7 Acosta, Joel A	27 SFTL	2:01.80
8 Webb, Cameron	29 ART	2:02.33
9 McCannless, Charlie	29 NCMS	2:03.15
10 Catlin, Andrew H	27 INDY	2:06.84

Heat 24 of 24 Finals

1 Johnson, Ian	20 NCMS	2:50.00
2 Shu, Jack	23 ARMS	2:10.50
3 Finger, Eric S	24 OMAH	2:09.25
4 Offutt, Bryan T	24 TOC	2:00.84
5 Babcock, Colin B	23 TOC	1:49.30
6 Moyar, Nathaniel E	24 1693	2:00.00
7 Beaulieu, Connor W	23 ROSE	2:05.00
8 Turner, Jonathan M	24 PALM	2:09.88
9 Sanchez, Jude McCanne L	23 HAWK	2:14.07

#29 Women 50 Yard Freestyle

Lane	Name	Age	Team	Seed Time
Heat 1 of 35 Finals				
1	Hutinger, Margie	76	FMM	1:17.04
2	Griffin, Joan	78	ADMS	55.02
3	Schreiner, Beth	75	VMST	35.71
4	Blackwell, Ceil W	75	NCMS	43.05
5	Rose, Ethel	75	TAOS	55.23
6	Ricketts, Mary Pat	73	NAM	55.08
7	Brooks, S A M	72	NCMS	1:03.32
8	Detrick, Johnnie	80	VMST	34.20
9	Kronengold, Penny	84	AGUA	1:18.16

Heat 2 of 35 Finals

1 Dillon Stewart, Jane E	73 WMAC	44.15
2 Hovey, Mary Anna	73 NCMS	41.03
3 Kranpitz, Nancy	71 WMAC	34.46
4 Ridout, Nancy J	74 TAM	33.85
5 Charron, Emma J	71 UC14	33.49
6 Ghorab, Nagwa Y	73 EGY	33.55
7 Bancroft, Ann	71 TAOS	34.10
8 Dameron, Pam D	70 QMST	37.97
9 Densmore, Ann	74 NEM	41.30
10 Verth, Ann	74 SYSM	50.00

Heat 3 of 35 Finals

1 Bixler, Jan	66 NAM	41.38
2 Stockwell, Teddy	67 PALM	36.69
3 Quintero, Myriam	66 SFTL	35.00
4 Korsedal, Susan D	65 UTAH	33.20
5 Carson, June F	67 SYSM	30.95
6 Miller, Celeste	66 SNM	32.00
7 Page, Anne M	68 NCMS	34.07
8 Shoenberger, Linda R	68 TAM	36.29
9 Fleming, Lucy J	66 BUMS	36.85
10 Roark, Frances L	69 AMS	42.78

Heat 4 of 35 Finals

1 Legarth, Patricia C	52 NCMS	39.99
2 Faulkner, Valerie	53 NCMS	36.00
3 Stephenson, Natalie	54 MOVY	35.45
4 Autissier, Anne-Cecile	51 NEM	32.81
5 Witt, Cherie A	51 CPYM	31.05
6 Mauer, Julie D	53 KM	35.00
7 Goodwin, Cathy W	50 PBM	35.95
8 Barr, Mary L	52 BUMS	37.29
9 Warnick, Sally J	58 TAOS	56.14

Heat 5 of 35 Finals

1 Zollweg, Linda J	62 GAJA	45.00
2 Kramer, Charlotte	61 BUMS	39.00
3 Stainback, Nancy S	61 PBM	35.10
4 Pryor, Betsy G	60 NCMS	33.89
5 Gipson, Martha A	60 SPM	33.66
6 McDaniel, Kathy	64 PSM	33.80
7 Glines, Susie L	64 NEM	35.00
8 Lampe, Betty	60 SVY	38.47
9 Richardson, Carol P	61 NCMS	40.96
10 Duff, Kat	63 TAOS	54.10

Heat 6 of 35 Finals

1 Schueckler, Leslie	60 BUMS	33.50
2 Call, Nancy A	62 TAOS	32.93
3 Chapman, Linda	60 PSM	32.85
4 DeMere, Susan D	60 GS	31.30
5 Kirkpatrick-Reno, Nancy	60 CVMM	30.65
6 Francis, Susan A	63 PALM	31.23
7 Booth, Susan K	61 TXLA	32.50
8 Allison, Diane A	63 NASH	32.89
9 Oxley, Elizabeth L	62 NCMS	33.00
10 Hilton, Patti K	63 GSMS	33.55

2016 Nationwide USMS Spring Nationals

Greensboro Aquatic Center

Meet Program - Saturday

Heat 7 (#29 Women 50 Yard Freestyle)			Heat 12 of 35 Finals			Heat 17 of 35 Finals					
1	Glassman, Debbie A	62 PSM	30.50	1	Morris, Mary K	50 MINN	29.82	1	Walters, Suzanne J	45 NAMI	32.47
2	Rosener, Karen K	62 CMS	29.90	2	Jaeger, Debbie K	53 VMST	29.70	2	Morrison, Karen	45 NCMS	32.14
3	Kryka, Nancy	61 SYSM	28.90	3	Andrews, Theresa	53 PBM	29.50	3	Tokos- Marcolina, Eve E	47 1776	31.20
4	Bright, Janet H	60 1776	28.60	4	Koster, Carolyn	54 POST	28.90	4	Olsen, Cat	46 RAM	30.22
5	Morrison, Lynn	61 NTXL	27.52	5	Smith, Liesl G	51 IM	28.68	5	Dalton, Alicia	46 QMST	30.12
6	McKelvey, Christina J	62 NTXL	28.00	6	Welting, Laureen K	50 TOC	28.86	6	Maly, Cleary	46 QMST	30.21
7	Hilpert, Bess	60 TXLA	28.77	7	Stephenson, Sally H	54 O*H*	28.99	7	May, Jennifer L	47 WMAC	30.91
8	Wolff, Melinda S	63 1776	29.31	8	Smith, Sandi	51 UTAH	29.54	8	McDowell, Catherine L	47 NCMS	31.55
9	Guins, Ann H	62 SYSM	30.46	9	Quillen, Diane E	52 NCMS	29.78	9	Hart, Jill	46 NCMS	32.28
10	LaFountain, Darcy H	60 PBM	30.63	10	Waters, Amy	54 NCMS	30.09	10	Viersen, Mavis C	48 NAM	33.20
Heat 8 of 35 Finals			Heat 13 of 35 Finals			Heat 18 of 35 Finals					
1	Ruebel, Deb	59 NCMS	38.59	1	Birnbrich, Beth	52 NAM	28.20	1	Gras Thompson, Beni M	45 VMST	30.01
2	Scheidt, Phyllis A	56 SPM	36.87	2	McEachran, Frances T	54 NCMS	28.00	2	Buzzelli, Tara A	47 YGF	29.80
3	Moak, Mary N	59 PBM	34.91	3	Finley, Ann	53 LAPS	27.48	3	Maynard, Lisa D	46 ARIZ	29.37
4	Roberts, Cindy	59 NCMS	33.26	4	Elias-Williams, Maria L	51 PALM	27.09	4	Ladd, Laura M	48 ENSW	29.00
5	Frost, Kathryn M	56 CSPM	32.00	5	Godges, Arlette A	51 CVMM	26.75	5	Ballenger, Angie	46 NCMS	28.85
6	Harasz, Melissa	56 SPM	32.05	6	Wolff, Celia	50 NCMS	26.79	6	Rogan, Pam W	47 GAJA	28.88
7	Chappell, Melinda E	55 GSMS	33.93	7	Jacobson, Kendal R	50 TXLA	27.17	7	Murray, Desiree W	47 NCMS	29.25
8	Molinek, Donna	55 NCMS	34.93	8	Groves, Lisa J	51 RMST	27.81	8	Rossi, Leann M	49 ART	29.48
9	Marshfield, Ann K	57 O*H*	37.35	9	Fuss, Karen K	50 GSMS	28.19	9	Postma, Terri	46 GERM	30.00
10	Buchanan, Christy M	55 NCMS	42.10	10	Kellinger, Jenny M	53 VMST	28.57	10	Carter, Eddie C	45 NCMS	30.08
Heat 9 of 35 Finals			Heat 14 of 35 Finals			Heat 19 of 35 Finals					
1	Stewart, Sandra	57 UC10	31.34	1	Cleavenger, Becky	52 CVMM	26.27	1	Rhodes, JerrieLynn	48 NCMS	28.62
2	Hardison, Kathleen K	57 NCMS	30.88	2	Williams, Susan O	50 L4S	25.82	2	Maycock, Cary W	47 NCMS	28.08
3	Tiska, Patty A	56 NCMS	29.94	3	Walsh, Sue	54 NCMS	25.60	3	Wilson, Jamie W	49 PALM	27.65
4	George, Constance	55 TTEX	29.82	4	Livingston, Leslie C	54 RAM	25.18	4	Seavall, Kelly J	47 CMS	26.57
5	Ryan, Wendy	58 NIAG	29.20	5	Willeboordse, Fall	50 BCTM	24.48	5	Eldridge, Beth	46 MOVY	24.01
6	Oliver, Karen M	56 OACM	29.66	6	Wager, Susan	50 NYAC	25.15	6	Dawson, Deborah	47 EST	26.00
7	Johnston, Blossom P	56 SAWS	29.86	7	Rapuan, Lisa O	50 EST	25.37	7	Gass, Melissa	48 NCMS	27.46
8	Campagna, Janice M	55 NCMS	30.65	8	Dahl, Lisa A	54 PSM	25.80	8	Erington, Emily A	48 ASC	27.94
9	Maleike, Corinna M	55 CMS	30.90	9	Patterson, Annette W	50 VMST	26.16	9	Richardson, Kim G	47 CMS	28.18
10	Murray, Gail C	58 SKY	31.82	10	Ditzler, Kristy	51 TXLA	26.48	10	Hodgert, Donna M	48 VMST	28.75
Heat 10 of 35 Finals			Heat 15 of 35 Finals			Heat 20 of 35 Finals					
1	Siegel, Christine L	59 SDSM	28.89	3	Henry, April L	40 NCMS	48.00	1	York, Sandi	40 PSM	29.59
2	Grilli, Tracy L	59 NEM	28.54	4	Meyenburg, Aubrey	40 UC05	30.14	2	Sleman, Suzy D	42 1693	29.33
3	Groselle, Laura L	55 SYSM	28.26	5	Mitchell, Amy K	41 DCAC	42.00	3	Haberstich, Carrie	44 IM	29.28
4	Ganze, Cathy	58 SDSM	27.47	6	Happel, Tracie A	46 WMAC	45.00	4	Matsumura, LeAnn H	43 PBM	29.00
5	Wenzel, Chris	56 PBM	26.52	7	Roberts, Connie	49 NCMS	46.00	5	Hughes, Megan	42 MINN	28.65
6	Garnier, Kathy L	55 CMS	26.81	Heat 16 of 35 Finals			6	Radtke, Julie	40 ISWM	29.00	
7	Tokayer, Susan	56 WM	27.58	1	Paschall, Katie	47 NCMS	39.97	7	Burns, Natasha	44 L4S	29.10
8	De Herder, Elizabeth F	57 PALM	28.53	2	Steele, Rebekah O	47 NCMS	37.00	8	Kopp, Melanie A	40 NAM	29.30
9	Jones, Eney	55 DAMM	28.62	3	Pusch, Judy	46 ASC	36.00	9	Deaton, Rebecca A	40 CPYM	29.53
10	Stokes, Karin E	55 NEM	29.01	4	Lawton, Cynthia	46 NCMS	34.50	10	Nelson, Stephanie A	44 NCMS	29.89
Heat 11 of 35 Finals			5	Akridge, Sandy	48 MTSC	33.54	Heat 21 of 35 Finals				
1	Dore, Mary G	52 NCMS	30.69	6	Marshall, Sue D	48 NCMS	34.41	1	Lancaster, Jill	42 NEM	28.51
2	Kavalauskas, Alita	53 JAMM	30.51	7	Riley, Billie	47 NCMS	35.00	2	Hill, Joy S	40 NCMS	28.37
3	Boileau, Ute C	53 CMS	30.45	8	Williams, Jill M	45 UC12	36.98	3	Lawrie, Dawn J	40 SNM	27.88
4	Russell, Lee Ann S	53 VMST	30.21	9	Block, Diane W	47 NCMS	37.79	4	Dunn, Sara	43 NCMS	27.73
5	Zraket, Lisa	51 NEM	30.10	10	Gratsou-Zodl, Violetta	45 NCMS	40.19	5	Broussard, Katie J	41 YCSC	27.23
6	Clark, Dawn D	51 SPM	30.12					6	Layton, Katie	43 GMUP	27.61
7	Weldon, Leslie H	51 MM	30.23					7	Hughes, Carrie M	41 GAJA	27.83
8	Hooe, Donna L	53 GAJA	30.49					8	Zazella, Jamie	40 PALM	28.01
9	Hecimovich, Beth A	50 NCMS	30.67					9	Bishop, Laura J	43 BUMS	28.50
10	Barrell, Sharon M	54 NCMS	30.73					10	Whitworth, Katie K	41 NCMS	28.62

2016 Nationwide USMS Spring Nationals
Greensboro Aquatic Center
Meet Program - Saturday

Heat 22 (#29 Women 50 Yard Freestyle)

1	Maguire, Rose K	40 REDT	27.10
2	Lindquist, Carrie T	40 NCMS	26.47
3	Holland, Amy S	44 NCMS	25.50
4	Schaetz, Trina R	43 WMAC	24.71
5	Braun, Erika L	44 NCMS	23.62
6	Lindauer, Kerry	41 NCMS	24.09
7	Conze, Margaret G	44 LAS	25.28
8	Buckley-Kornatz, Jennifer A	44 NCMS	26.35
9	Jauernig, Anja	43 BCTM	26.47
10	Crusco, Kysa M	40 NEM	27.14

Heat 23 of 35 Finals

1	Siegrist, Emily M	35 WMAC	35.00
2	Hilder, Brandi W	39 NCMS	34.08
3	Olender, Lelah	39 NCMS	31.70
4	Fischer, Christine	35 CMS	30.97
5	Frye, Jenni W	39 NCMS	30.09
6	Nathan, Anna J	35 MICH	30.34
7	Werner, Kelly	36 BUMS	31.24
8	Tabor, Kelly E	38 NCMS	33.28
9	Lovett, Lindsay R	37 1693	34.15

Heat 24 of 35 Finals

1	Cohen, Rachel F	38 REDT	29.39
2	Hale, Jennifer M	39 UC15	29.06
3	Flesner, Brooke	36 NAM	29.00
4	Mazur, Jessica	35 ALEX	28.50
5	Samson, Vivian L	39 NEM	28.50
6	Wise, Amy R	36 UC18	28.50
7	Thompson, Cooke	35 KATS	28.68
8	Camoos, Marie-Noelle A	38 SPM	29.00
9	Pace, Austyn C	35 POWM	29.20
10	Webb, Katie	36 VMST	29.48

Heat 25 of 35 Finals

1	Howland, Heather A	35 IM	27.96
2	McNerney, Katie L	37 SFM	27.28
3	Harris, Kristen S	39 1693	27.10
4	Lindsey, Elizabeth H	38 NCMS	26.26
5	Wallace, Catherine B	35 YCSC	26.13
6	Stump, Karen M	37 NCMS	26.16
7	Strobl, Lori C	36 POWM	26.42
8	Congdon, Heather B	37 SFTL	27.28
9	Keto, Alexis D	37 CMS	27.88
10	Quattropani, LeeAnne	37 NCMS	27.97

Heat 26 of 35 Finals

1	Dowgiert, Angela	36 NEM	25.76
2	Whitney, Ashley A	36 NASH	25.32
3	Hurtubise, Courtney N	36 1693	25.11
4	Linke, Lyndsey M	36 CMS	24.81
5	Mihalik, Jennifer	37 AMS	23.81
6	Warren, Laura	35 UC43	23.83
7	Grier, Katie	37 1693	24.89
8	Wilson, Lindsay C	39 NCMS	25.19
9	Smith, Rebecca L	39 BUMS	25.58
10	Johnston, Maranda M	37 NCMS	25.80

Heat 27 of 35 Finals

1	Leichter, Sarah M	23 NCMS	42.00
2	Carey, Melissa	24 AGUA	32.30
3	Palermo, Lauren	24 NCMS	31.18
4	Huetteman, Audrey	23 DUCK	30.50
5	Monsen, Meg	22 PSM	32.11
6	Anderson, Holly L	24 BUMS	38.82
7	Matton, Hannah N	25 NCMS	33.20
8	Bottenus, Elizabeth	26 NCMS	35.00
9	Goldberg, Julie F	31 ANCM	35.00
10	Oberdan, Angelina	30 NCMS	35.00

Heat 28 of 35 Finals

1	Trainor, Gabriela	30 LAS	32.00
2	Johnson, Julie A	30 UC13	28.91
3	Medendorp, Amanda J	30 NCMS	28.88
4	Odonnell, Meghan	33 ROSE	28.83
5	Tosh, Megan M	31 GAJA	28.61
6	Yoder, Abigail L	34 GSMS	28.80
7	Eades, Elizabeth M	30 NCMS	28.88
8	Sacknoff, Nelle R	34 USF	28.90
9	Savage, April G	32 SWIF	30.54
10	Dunstan, Steph	31 NCMS	33.00

Heat 29 of 35 Finals

1	McWilliams, Katie L	32 ALEX	27.92
2	Kelly, Kaymee	31 GSMS	27.68
3	Saint-Amour, Roberta C	30 METR	27.00
4	Erickson, Lauren	31 NASH	26.83
5	Davidoff, Cara	30 TOC	25.00
6	Ring, Elizabeth A	31 NCMS	26.06
7	Watterson, Laura A	31 NCMS	27.00
8	Greene, Shannon E	30 1693	27.45
9	Segovia, Janet M	34 NCMS	27.79
10	Drury, Heather M	32 NCMS	28.07

Heat 30 of 35 Finals

1	Whitehead, Monique L	27 PALM	28.80
2	Bowling, Lauren E	26 GAJA	28.06
3	Kwon, Sarah R	26 SPM	28.00
4	Mahaney, Melanie A	25 SVY	27.90
5	Hall, Lindsay G	26 BCTM	27.50
6	Bofinger, Sarah E	29 COLU	27.52
7	Clark, Samantha I	26 GAJA	27.92
8	Schwartz, Sarah Rachel	28 ROSE	28.06
9	Price, Amanda A	28 NCMS	28.07
10	Forney, Emily J	27 NCMS	28.91

Heat 31 of 35 Finals

1	Conway, Jessica	28 LAS	27.22
2	Chang, Grace O	25 BCTM	27.06
3	Liao, Athena	26 NYAC	26.00
4	Hauser, Ashley M	28 ROSE	25.64
5	Mohorn, Heather D	29 FINS	25.12
6	Pratt, Kristen E	26 NYAC	25.62
7	Webb, Amy K	29 AWJ	25.87
8	Kosciusko, Caroline D	25 NCMS	26.53
9	Gobat, Brittany C	25 GAJA	27.18
10	Zucco, Elizabeth A	27 UC04	27.48

Heat 32 of 35 Finals

1	Sieben, Katie	27 URMS	25.00
2	Bambusch, Hailey	25 OREG	24.71
3	McGraw, Kathleen E	29 TOC	24.48
4	Ballenger, Marie A	29 TOC	24.08
5	O'Donnell-McCarthy, Fiona	29 TOC	23.45
6	Kastes, Katie C	26 TOC	24.00
7	Schauwecker, Jessica L	26 FAST	24.46
8	Pisano, CJ	29 PBM	24.61
9	Frendreis, Lauren K	27 ROSE	24.86
10	Munger, Anna R	25 NCMS	25.10

Heat 33 of 35 Finals

1	McKiernan, Alex M	22 PSM	29.10
2	Hamilton, Devon M	19 USF	28.50
3	Philbrick, Alexis D	22 ARMS	28.41
4	Gableman, Andrea	24 WMAC	28.20
5	Collins, Megan M	24 UC09	28.00
6	Shepherd, Bridget E	22 DUCK	28.00
7	Chandler, Carolyn J	24 NCMS	28.25
8	Barnick, Angela	21 PSM	28.42
9	Reischmann, Mary	22 SPM	28.55
10	Caulfield, Miranda	19 PSM	29.81

Heat 34 of 35 Finals

1	Viersen, Campbell M	19 NAM	27.99
2	Schroeder, Jade A	23 KAC	27.50
3	Oh, Claire	24 AGUA	27.25
4	Oei, Melissa	21 USF	27.09
5	Barton, Sarah	21 NCMS	26.98
6	Gentsch, Katherine L	24 ARMS	27.09
7	Edwards, Kayla A	23 PALM	27.19
8	Thane, Alex	23 MICH	27.31
9	Jegier, Rebecca A	22 DAMM	27.80
10	Ayala, Claire	23 ISWM	28.00

Heat 35 of 35 Finals

1	Hamilton, Claire	21 DUCK	26.50
2	Shaner, Sara	24 1693	25.60
3	Stipe, Mikkel-Ane	23 TOC	25.00
4	Hagerty, Kelly	24 NCMS	24.78
5	Kobelja, Amalia K	23 URMS	23.89
6	Kaywork, Alyson	22 GAJA	24.76
7	Tweesmann, Maike	24 SLAM	24.80
8	Gregory, Kaley D	23 UC12	25.50
9	Adams, Laura D	24 ROSE	26.02
10	Sall, Ashleigh J	22 OMAH	26.73

#30 Men 50 Yard Freestyle

Lane	Name	Age	Team	Seed Time
------	------	-----	------	-----------

Heat 1 of 53 Finals

3	Manheim, Frank T	85	RMST	42.83
4	Woods, Albert H	87	GAJA	40.33
5	McClow, Richard I	85	IM	33.90
6	Kortheuer, John D	85	NCMS	37.00
7	Beach, Robert E	85	SPM	42.57
8	Knowles, Percy A	85	SWIF	51.94

**2016 Nationwide USMS Spring Nationals
Greensboro Aquatic Center
Meet Program - Saturday**

Heat 2 (#30 Men 50 Yard Freestyle)

1	Alkoff, Howard	83 CONN	40.50
2	Thayer, George D	80 OREG	37.55
3	Shechter, Stanley J	83 AGUA	33.75
4	Oyakawa, Yoshi	82 O*H*	33.00
5	Bailie, Bob	80 WMST	31.98
6	Mitchell, Clarke E	83 GAJA	32.29
7	Ascherfeld, Ray	80 GCPS	33.32
8	Clifton, Roger L	80 GS	35.00
9	Granger, Francois	80 ROSE	38.70
10	Barrett, Steve	82 NCMS	47.50

Heat 3 of 53 Finals

1	Samuelson, Roland W	76 PBM	39.33
2	Charlton, Allan	79 MICH	33.50
3	Trauber, Ami A	76 SFTL	31.00
4	Verth, Tom	77 SYSM	30.00
5	Gosnold, Will D	75 DKTA	27.82
6	Painter, David J	77 LOCO	28.00
7	Hamada, Ahmed G	77 GOLD	30.98
8	Bugel, Peter M	77 PBM	33.00
9	Clark, Jerry	78 NCMS	34.55

Heat 4 of 53 Finals

1	Avery, John H	73 MM	33.24
2	Ballantine, Percy	71 CMS	32.00
3	Hutchings, Dick	74 NEM	31.31
4	Voorhees, Dayton	70 CMS	30.50
5	Watts, Bill	70 DOG	29.80
6	Healy, Martin J	72 WM	30.36
7	Zamon, Frederick J	74 GMUP	30.98
8	Burson, William W	71 CMS	31.68
9	Amundsen, Joseph S	70 1776	32.00
10	Himwich, Alec	71 NCMS	43.32

Heat 5 of 53 Finals

1	Willert, Dan T	73 WIND	29.50
2	Daniels, Larry N	70 MAAC	28.25
3	Holswade, Hank C	70 VMST	28.00
4	Strand, Robert	70 SAWS	26.50
5	Quiggin, David	71 PBM	25.80
6	Gilbert, Richard P	70 TAOS	26.00
7	Brookens, Bruce R	71 CMS	27.41
8	Straka, Peter	73 FTYM	28.06
9	Page, George W	70 CMS	28.50
10	Walters, Dan M	70 ROCH	29.50

Heat 6 of 53 Finals

2	Snyder, Harry M	68 NCMS	40.00
3	Weiner, H R	66 WMAC	35.00
4	Klemens, Newton	69 PALM	31.97
5	Mehnert, Erich C	67 MICH	34.56
6	Purdie, John A	66 NCMS	38.00
7	Marquand, Wesley L	52 NCMS	37.00
8	Manley, Donald G	54 NCMS	39.17

Heat 7 of 53 Finals

1	Walker, Thomas W	69 PSM	30.00
2	Heeter, M H	68 UC17	29.60
3	Reichle, Bill	68 BERK	29.59
4	Beutenmuller, David J	65 PBM	29.29
5	Seligson, Steve	69 SPM	29.00
6	Solomon, David L	67 SFTL	29.15
7	Dorey, Frederick J	67 TOC	29.50
8	Owens, Robert A	69 VCM	29.60
9	Genter, Robert S	65 UC33	29.90
10	Revenaugh, Kelly C	65 MICH	30.65

Heat 8 of 53 Finals

1	Farmer, Michael W	68 ROSE	28.80
2	Epstein, Daniel	65 NEM	28.70
3	Kornblatt, Daniel S	66 BUMS	28.51
4	Pot, Eugene T	65 BUMS	28.02
5	Meyerhoff, Rick	69 TAM	27.58
6	Oates, David R	65 NEM	28.00
7	Bertrand, Robert T	67 PBM	28.32
8	Moskovits, Alexander	67 TAM	28.68
9	Palmer, Bill S	65 MICH	28.71
10	Manuel, John S	65 NCMS	28.90

Heat 9 of 53 Finals

1	Youtt, George R	67 BUMS	27.40
2	Brzezinski, Jay	69 PALM	27.00
3	Glass, Ernie	66 NCMS	26.84
4	Rollins, Bruce W	66 VCM	26.01
5	Gruber, Glenn A	66 VCM	24.66
6	DeWitt, Peter	65 DLMA	25.39
7	Hazen, John	65 ENSW	26.03
8	McPherson, Andrew M	69 DAM	26.95
9	Lintz, Steve	65 SNM	27.10
10	Gianniny, Bruce	65 ROCH	27.50

Heat 10 of 53 Finals

1	McCrea, Bill	62 NCMS	32.05
2	Fritschen, Tom M	60 PSM	29.50
3	Lindholm, Larry	61 NCMS	28.48
4	Beardmore, Roger O	64 PALM	28.16
5	Swan, William N	62 NCMS	28.00
6	Elbatrawi, Yehia	62 EGY	28.11
7	Van der Horst, Charles M	64 NCMS	28.22
8	McGraw, Dennis D	64 NCMS	29.00
9	Knopf, Glenn	60 SLAM	30.00
10	Tulin, Michael	61 ROSE	38.09

Heat 11 of 53 Finals

1	Haney, Rich	63 NCMS	28.00
2	Klope, Chet	60 GSM	27.86
3	Kelsoe, Robert	62 NTXL	27.55
4	White, Tim	60 NCMS	27.48
5	Toll, Alan E	61 NCMS	27.42
6	Chapman, Gerry M	64 NCMS	27.43
7	Bower, Jack	61 UC07	27.50
8	Miller, Richard N	61 NCMS	27.74
9	Vogel, Matthew M	61 IM	27.89
10	Munson, Arthur L	63 BUMS	28.00

Heat 12 of 53 Finals

1	Ray, Bryan T	61 NEM	27.14
2	Alexander, Rich	60 LOCO	26.96
3	Perkowski, Jonathan T	63 UC13	26.81
4	Schmitz, Bob L	63 NCMS	26.63
5	Clark, Victor L	60 SLAM	26.30
6	Mandel, Barry R	63 WMAC	26.50
7	Battistini, Rick A	62 NEM	26.70
8	Comfort, Mark S	62 MM	26.81
9	Purdie, James L	63 NAM	27.07
10	Plencner, Bob R	63 NEM	27.22

Heat 13 of 53 Finals

1	Allen, Tim	62 NEM	26.14
2	Gutowski, Mark	60 ANBM	25.87
3	Alderson, Pat	64 GSMS	25.75
4	Puhse, Neil	60 SFTL	25.50
5	Fochios, Dean T	62 WMAC	25.50
6	Thompson, James P	61 TNAQ	25.50
7	Tudor, Louis S	60 VMST	25.57
8	Hildebrandt, David C	61 GAJA	25.80
9	Saint-Amour, Craig E	63 AGUA	25.90
10	Natali, David	61 TPIT	26.20

Heat 14 of 53 Finals

1	Thornton, James S	63 1776	25.01
2	Van Boer, Eric D	61 RHMS	24.84
3	Hague, David J	62 UC43	24.75
4	Schatz, Gary	61 RICE	23.76
5	Martin, Doug	62 ARKM	23.00
6	Groselle, Jack R	61 SYSM	23.53
7	Crowder, Robert T	60 NCMS	24.61
8	Perout, Jeffrey J	63 SYSM	24.80
9	Toth, Dennis J	61 MICH	24.92
10	Gooding, Jack W	62 ARKM	25.20

Heat 15 of 53 Finals

1	Wylie, Stuart H	58 TNAQ	33.01
2	Weiss, Patrick J	56 MICH	31.52
3	O'Connor, Christopher M	58 NCMS	30.85
4	Harasz, Philip	57 SPM	30.00
5	Heinz, Gary D	55 PALM	28.86
6	Bailie, Chuck	57 WMST	29.44
7	Purgason, H Lee	59 ROSE	30.75
8	Wagoner, Victor	59 LAPS	31.00
9	Raine, Charlie	56 LAPS	32.90
10	Ramirez-Marquez, Alister	51 AGUA	35.62

Heat 16 of 53 Finals

1	Stresemann, Michael N	55 PALM	28.11
2	Trednick, Donnie	56 UC14	28.10
3	Alkire, Jim A	57 DAMM	27.74
4	Rowland, Jim	55 LIB	27.30
5	Michaels, Charles F	57 MOST	27.21
6	Thomas, Mark	55 UC14	27.30
7	Vargas, Glen A	55 SYSM	27.56
8	Carlson, Eric A	55 NCMS	27.75
9	Shearer, Peter P	55 NCMS	28.10
10	Weischedel, Brian	56 ADMS	28.80

**2016 Nationwide USMS Spring Nationals
Greensboro Aquatic Center
Meet Program - Saturday**

Heat 17 (#30 Men 50 Yard Freestyle)

1	McGinty, Michael N	58 PALM	27.11
2	Toth, Peter P	56 UC21	27.00
3	Vargas, Daniel	55 ARIZ	26.80
4	McKinnon, Bill	55 TNAQ	26.50
5	Conde, Mario A	55 SCAQ	26.20
6	Ellwanger, Gregg	56 GAJA	26.50
7	Grzeszczak, John S	57 HAFL	26.76
8	Birnbrich, Alexander B	57 NAM	26.98
9	Batman, John	58 MEDM	27.00
10	Buck, Billy	55 PALM	27.18

Heat 18 of 53 Finals

1	Greve, Ted A	58 NCMS	25.98
2	Bergman, Michael T	55 UC17	25.70
3	Hall, James	55 HUNT	25.58
4	Fisher, Dennis E	56 NAM	25.40
5	Berting, David A	59 NCMS	25.17
6	Moreno, Al	57 PBM	25.30
7	Brosius, John D	56 PBM	25.48
8	Kubicki, Scott	57 TNAQ	25.62
9	Reuning, Peter R	56 UC45	25.78
10	Singletary, Henry P	55 NCMS	26.19

Heat 19 of 53 Finals

1	Gugino, Douglas A	55 CONN	25.00
2	Gleason, Thomas H	59 NYAC	24.80
3	Stultz, Todd W	56 SYSM	24.44
4	Slater, Douglas K	58 1693	24.18
5	Hassan, Amro A	56 MEDM	24.10
6	Klein, Jonathan E	58 NCMS	24.14
7	Richey, Steven C	55 MOST	24.28
8	Shake, Joe	57 CAT	24.75
9	Watkins, Doug	55 PPSL	24.81
10	Blommel, Gregory G	56 WMAC	25.10

Heat 20 of 53 Finals

1	Berryhill, Keith	56 WHA	23.96
2	Soltys, Ted J	55 IM	23.70
3	Butler, Michael D	55 HUNT	23.50
4	Sherman, Bill	57 MOVY	23.39
5	Kone, Bruce C	58 RICE	22.97
6	Steinhafel, Mark J	55 WMAC	23.35
7	Stephenson, Kyle	55 MOVY	23.50
8	Clark, Nelson	55 NCMS	23.60
9	Berry, David D	56 MATT	23.74
10	Neville, Richard	59 FAST	24.06

Heat 21 of 53 Finals

1	Yetter, Brian	53 GAJA	33.73
2	Izzi, James A	54 MICH	30.54
3	Randesi, David J	53 BUMS	29.24
4	Hunt, Steve T	52 NCMS	29.00
5	Grady, Seth A	51 NEM	28.78
6	Woodmansee, David A	52 KAC	29.00
7	Crowfoot, Steve B	53 PALM	29.11
8	Braam, Timothy J	53 NCMS	29.85
9	Leiby, Brian E	51 UC17	32.11
10	Hensdill, Jeff A	50 NCMS	34.00

Heat 22 of 53 Finals

1	Dearmin, Carl L	53 NEM	27.45
2	Coates, Ed M	50 TXLA	26.73
3	Uprichard, David E	50 REDT	26.55
4	King, Ian E	53 GAJA	26.27
5	Knight, Allen	52 NCMS	25.95
6	Rook, Alan O	53 SPM	26.05
7	Mc Donald, Matt J	54 YCFM	26.29
8	Denton, Greg	50 NCMS	26.55
9	Bagot, John J	54 NCMS	27.05
10	Raphun, Charlie	53 NCMS	28.00

Heat 23 of 53 Finals

1	Arnolt, Alan T	52 NCMS	25.74
2	Harris, Mark E	53 ALEX	25.50
3	McGuire, James W	51 SVY	25.49
4	Dalpia, Steve R	50 GSMS	25.47
5	Gunzl, Arthur	54 CONN	25.37
6	Graham, Paul	50 MICH	25.39
7	Procton, Bruce	54 NCMS	25.49
8	Bacon, James B	54 ADMS	25.50
9	Hopkins, Mark	53 NCMS	25.60
10	St. Germain, Eric M	53 MICH	25.78

Heat 24 of 53 Finals

1	Oyler, Paul F	50 UC11	25.14
2	Valley, Eric	54 MOVY	25.13
3	Reeve, Brian C	53 NCMS	25.00
4	Caudrillier, Francois J	53 BUMS	24.98
5	Smith, Richard C	50 AMS	24.89
6	Moore, John	54 NCMS	24.95
7	Ekman, Evan F	51 NCMS	25.00
8	Pritchard, Billy R	52 RATS	25.12
9	Woody, Kevin	52 NCMS	25.14
10	Brekovsky, Tom	53 NCMS	25.34

Heat 25 of 53 Finals

1	Ledger, Clark D	51 LVM	24.61
2	Fuller, W Scott	50 NCMS	24.50
3	Cook, Andy	51 PALM	24.40
4	Reul, Andy	52 CONN	24.20
5	Hancock, Thomas	52 KAC	23.99
6	Smith, Jerry L	50 RATS	24.00
7	Anderson, Earl E	51 NCMS	24.32
8	Billings, Raymond	51 AKMS	24.45
9	Power, Scott	53 TBAY	24.55
10	Hollett, Stephen	52 UC55	24.89

Heat 26 of 53 Finals

1	McCool, Michael J	53 GAJA	23.86
2	Peschel, Keith D	50 SMST	23.51
3	Bennett, Dennis	50 IAMA	23.28
4	Jimenez, Carlos A	51 RICE	23.08
5	McCool, Chris	51 PALM	22.80
6	Mercer, Rich	52 YCFM	23.02
7	Tyler, Bob	53 NEM	23.15
8	Stewart, Henry D	52 NCMS	23.38
9	Christensen, Kurt A	50 MICH	23.52
10	Sfingi, John A	52 SAWS	23.93

Heat 27 of 53 Finals

1	Montague, Jonathan K	46 WHA	47.50
2	Haberstich, Brian	49 IM	28.95
3	Perry, Andrew M	47 GAJA	28.00
4	Urish, Steven J	45 NCMS	27.50
5	May, John	48 WMAC	28.31
6	Toy, Raymond	49 CMYM	29.35
7	Seevers, John L	40 SMST	30.00
8	Wu, Bobby	42 WMAC	27.95
9	Su, Billy	42 NCMS	29.00
10	Gomez, Edgardo	43 NCMS	35.81

Heat 28 of 53 Finals

1	Patterson, Robert B	45 NCMS	26.96
2	Quinn, Michael	46 GSMS	25.97
3	Hawkins, Seth C	45 NCMS	25.83
4	Lyons, Jeff	45 NCMS	25.80
5	Jaffe, Robert A	45 NCMS	25.77
6	Hahn, Darek L	49 JAM	25.80
7	Fuller, Graham E	45 GAJA	25.82
8	Ames, Eddie	46 PBM	25.97
9	Souvignier, Chad W	45 ARIZ	26.57
10	Wagner, Karl	49 DCAC	27.39

Heat 29 of 53 Finals

1	Goedecke, Mark A	45 PALM	25.65
2	Fadely, Lewis R	46 NCMS	25.50
3	Smith, Joshua C	47 SPM	25.28
4	Ellis, Andrew F	47 UMAC	25.00
5	Bessire, Brent	47 PBM	24.82
6	Mahmoud, Tamer H	47 EGY	25.00
7	Sullivan, Anthony J	47 SPM	25.14
8	Sprenger, Kurt	46 VMST	25.44
9	Sosa-Felicié, Edgardo L	46 SFTL	25.50
10	Purves, Todd	46 UC13	25.72

Heat 30 of 53 Finals

1	Clear, Kirk W	48 VMST	24.79
2	Shanahan, Mike	45 UC21	24.69
3	Major, David A	46 NCMS	24.56
4	Torres, Mark	46 NCMS	24.50
5	Lage, Terry L	48 SFTL	24.37
6	Vocke, Joe	45 NAM	24.50
7	Sandvoss, Keith	45 UC55	24.55
8	Carmosino, Vince	46 PSM	24.60
9	Theroux, Trent	48 NEM	24.75
10	Hilton, Robert	47 ROCH	24.80

Heat 31 of 53 Finals

1	O'Leary, Shawn B	46 MESC	24.17
2	Alsberg, Maoz	47 PSM	24.08
3	Robling, Steve W	46 NCMS	23.97
4	Bailey, Jeff M	49 MICH	23.77
5	Tapiero, Dan	48 NYAC	23.70
6	Sangmeister, Gary	45 SVY	23.75
7	Lindahl, Lennart	46 PBM	23.87
8	Cornell, Eric C	46 NCMS	24.05
9	Sever, Michael	45 NCMS	24.10
10	Kosofsky, Jaime A	45 NCMS	24.23

**2016 Nationwide USMS Spring Nationals
Greensboro Aquatic Center
Meet Program - Saturday**

Heat 32 (#30 Men 50 Yard Freestyle)

1	Ogren, Lance E	45 PALM	23.50
2	Dreitzler, Todd M	46 UC48	23.49
3	Boosin, Michael J	49 CVMM	23.21
4	Rainero, Joe	49 PALM	23.00
5	Bryant, Brandon	47 YCFM	23.00
6	Soltis, Richard L	49 UC13	23.00
7	Mehok, George K	48 SYSM	23.13
8	Kanner, Joey	46 PALM	23.29
9	Nettles, Samuel J	45 PBM	23.50
10	White, Bill	46 RAM	23.56

Heat 33 of 53 Finals

1	Rees, Greg	46 SVY	22.80
2	Blaze, Cliff F	45 NYAC	22.50
3	Cox, Mark	48 RAM	22.49
4	Torres, Todd	47 NCMS	22.22
5	Beatty, Mark S	47 GAJA	21.98
6	Baleka, Siphwe K	45 MOVY	22.05
7	Beach, Christopher E	46 PBM	22.41
8	Sheldon, Paul	45 CMS	22.49
9	Doane, Michael P	45 UMAC	22.60
10	Fletcher, Jeff H	46 NCMS	22.91

Heat 34 of 53 Finals

1	Brassil, Dan	43 HAFL	27.32
2	Owen, Jeffrey J	41 NCMS	26.71
3	Anderson, Brian B	44 SWOM	26.28
4	Avant, O'Malley	44 PALM	26.10
5	Hinck, Todd	43 NEM	25.69
6	Rager, Ryan M	41 SPM	25.92
7	Eason, Marc T	44 NCMS	26.16
8	Adcock, George E	44 NCMS	26.43
9	Lindquist, Michael R	40 NCMS	27.00
10	Sturgis, Jason	44 NCMS	27.79

Heat 35 of 53 Finals

1	Banovic, Brendan	41 NBPB	25.63
2	Balykov, Dmitry	40 UC06	25.57
3	Gawriljuk, Douglas	44 PBM	25.39
4	Bingaman, Cory S	41 ALEX	25.34
5	Catterson, William H	43 NCMS	25.18
6	Andreev, Valeri Y	43 UC41	25.19
7	Roberts, David	44 CRUZ	25.38
8	Czarnowski, John M	44 NCMS	25.42
9	Andrin, Milan	40 NAM	25.60
10	Guillen, Brian D	40 PSM	25.63

Heat 36 of 53 Finals

1	Graham, David C	41 NEM	25.05
2	Folan, Matthew H	43 GAJA	24.94
3	Harrison, Steve W	44 NCMS	24.49
4	Black, Alex	41 NCMS	24.26
5	Herman, Eric C	44 SPM	24.12
6	Sadosky, Daniel M	41 NCMS	24.20
7	Harbourt, Cliff J	43 UC10	24.38
8	LaMastra, James A	40 O*H*	24.52
9	Driscoll, Keith E	41 1693	24.99
10	Immer, Kenneth C	41 PALM	25.09

Heat 37 of 53 Finals

1	Stockwell, Zach	41 CRUZ	24.00
2	Apple, Jonathan	40 NAM	23.81
3	Lutz, Andrew G	40 NCMS	23.70
4	Glass, Mark W	41 NTXL	23.67
5	Karren, Kelly S	42 CVMM	23.16
6	Gerrard, Sean	43 SPM	23.63
7	Jones, Matt J	44 HUNT	23.69
8	Halloran, James R	40 O*H*	23.74
9	Tadla, Jarek	44 SFTL	23.86
10	Drees, Dan R	41 UC45	24.02

Heat 38 of 53 Finals

1	Juiris, Peter C	42 UC21	22.74
2	Van Thielen, Mike	44 YCFM	22.52
3	Cole, David C	40 CRUZ	22.09
4	Fletcher, Van	40 NCMS	21.93
5	Jacobson, Brian L	42 MINN	20.84
6	Williams, Ryan D	42 SFTL	21.75
7	West, Steve	44 NOVA	22.09
8	Marus, Joseph J	40 UC13	22.14
9	Ohman, Niclas K	41 NEM	22.56
10	Shanks, Doug	40 VMST	22.93

Heat 39 of 53 Finals

2	Noel, Christopher S	33 MOVY	26.95
3	Szymanski, Filip M	30 BCTM	25.65
4	Luckhurst, Jonathan	34 GAJA	26.70
5	DeVennish, Arthur H	33 NAM	31.68
6	Berwald, Joshua F	36 PBM	27.30
7	Kim, Steve	39 ROSE	25.79
8	Cassidy, Michael P	38 NCMS	25.80

Heat 40 of 53 Finals

1	Barry, Shaun P	39 1776	25.10
2	Goldberg, Brian	38 AGUA	25.00
3	Jaskot, Brian R	37 ALEX	24.85
4	Mohs, Jason P	35 MINN	24.50
5	Silver, Isaac M	37 FACT	24.02
6	Billingsley, Patrick	35 PBM	24.38
7	Benardot, Jacob L	35 PALM	24.82
8	Slivka, Eric J	38 NCMS	24.92
9	Bloomfield, Richard A	36 NCMS	25.07
10	Casto, Sean K	37 PALM	25.17

Heat 41 of 53 Finals

1	Flemming, Stephen R	35 UC15	23.96
2	Erds, Jonathan	35 ASC	23.76
3	Goler, Jonathan A	35 SFTL	23.50
4	Jap, Peter S	37 NAM	23.00
5	Lovett, Michael	38 1693	22.77
6	Asti, Trevor	38 MICH	22.84
7	Lotano, Daniel	35 PBM	23.12
8	Jent, Daniel E	38 ALEX	23.56
9	Zheng, Jiang	38 NCMS	23.96
10	Perschy, Sean K	37 NCMS	23.99

Heat 42 of 53 Finals

1	Werner, David F	37 BUMS	22.38
2	Gilchrest, Allen	39 GAJA	22.14
3	Doak, Kevin	35 MICH	21.85
4	Kloppe, William R	35 YCFM	21.65
5	Greenwood, Scott C	38 TOC	20.90
6	Fiene, Jonathan P	37 UC08	21.65
7	Zeller, Timothy A	37 GYMS	21.83
8	Holsman, Trent T	35 TOC	21.98
9	Babcock, Andrew	38 WMAC	22.30
10	George, Nathan D	36 DCM	22.62

Heat 43 of 53 Finals

1	Shaw, Chris	33 UMAC	25.05
2	Gutierrez, Rommy A	30 TNAQ	25.04
3	Zambrano, Juan M	34 NCMS	25.00
4	Weischedel, David	30 ADMS	25.00
5	Mark, Doug R	34 AGUA	24.73
6	Johnson, Luke B	33 MINN	24.87
7	Fadel, Bryan	31 UC04	25.00
8	DeVennish, Ricky	30 NAM	25.00
9	Pannepacker, Josh M	32 YCFM	25.04
10	Coughlan, Owen A	30 BCTM	25.13

Heat 44 of 53 Finals

1	Konetzki, Alexander	34 IM	24.38
2	Early, Josh T	30 NASH	24.13
3	Rodgers, Mario D	32 MOVY	24.00
4	Miller, Joshua S	30 NAM	23.39
5	Wazyniak, Kenneth J	31 SPM	23.23
6	Whitehead, Andrew	33 UC55	23.38
7	Zarate, Julio L	34 NCMS	24.00
8	Wilson, Todd M	30 PBM	24.02
9	Rimmele, Ryan J	31 NCMS	24.20
10	Gibbons, Tyler K	33 PALM	24.53

Heat 45 of 53 Finals

1	Gerken, Dustin D	31 NAM	22.88
2	Demand, Andrew K	33 ASC	22.78
3	Dimitrov, Matias	34 MATD	22.30
4	Thrasher, Bradley A	34 NCMS	22.11
5	Burris, William G	33 YCFM	21.56
6	Gans, Egan	30 TOC	21.99
7	Rapp, Larry J	31 SMS	22.16
8	Mendoza, Jon	33 ROSE	22.54
9	Yatagan, Halil B	34 PALM	22.80
10	Cuellar, Sebastian	31 SFTL	22.99

Heat 46 of 53 Finals

1	Clark, Austin D	20 PSM	28.69
2	Williams, Charles S	20 PALM	27.50
3	VanderHorst, Brandon W	24 CGCC	24.73
4	Harvison, Matthew H	20 DUCK	24.43
5	Sanchez, Jude McCanne L	23 HAWK	24.39
6	Davidson, Patrick J	23 NCMS	24.56
7	Propersi, Jeffrey D	20 PSM	26.00
8	Wood, Austin M	21 NCMS	27.58
9	Clouse, Jason D	25 RMST	25.90

**2016 Nationwide USMS Spring Nationals
Greensboro Aquatic Center
Meet Program - Saturday**

Heat 47 (#30 Men 50 Yard Freestyle)

1	Whitley, Andrew D	27 NCMS	25.00
2	Rosbach, David W	29 NCMS	24.53
3	Dolben, Warren	26 CRAB	24.08
4	Rey, Thomas P	27 NAM	23.95
5	Frawley, Robert J	27 NYAC	23.65
6	Lebost, Daniel J	29 PBM	23.75
7	Arias, Luis	28 AGUA	24.00
8	Jackson, Adam	29 ENSW	24.11
9	Castro, Daniel	25 ROSE	24.84
10	Garcia, Luis	27 ASCM	25.00

Heat 48 of 53 Finals

1	McGuire, Daniel P	25 ALEX	23.50
2	Liston, Russell	26 NCMS	23.42
3	Tudor, Nicholas J	26 VMST	23.01
4	Fachin, Andre A	26 GSMS	22.62
5	Van Volkenburg, Thomas M	27 UC16	22.44
6	Bower, Daniel J	26 UC07	22.50
7	Yan, Hank	27 TOC	22.70
8	Harris, Matthew L	28 CRAB	23.32
9	Sagginario, Joseph	27 OWST	23.44
10	Wilson, Jason M	25 PALM	23.50

Heat 49 of 53 Finals

1	Birnbrich, Andrew	26 NAM	22.15
2	Catlin, Andrew H	27 INDY	22.06
3	Smit, Daniel A	25 NYAC	22.00
4	Vernoia, Michael F	25 NYAC	22.00
5	Rose, Domingo R	27 NEM	21.84
6	McCanless, Charlie	29 NCMS	21.99
7	Ismail, Alexander R	27 NCMS	22.00
8	Malasky, Martin E	27 TOC	22.03
9	Sherrier, Matthew C	26 PALM	22.08
10	Thies, Will A	26 UC45	22.17

Heat 50 of 53 Finals

1	Leopold, Jonathan C	26 TOC	21.35
2	Loughran, Kyle A	28 1693	21.00
3	Saeta, Andrew	25 TOC	20.72
4	Talbott, Christopher J	29 TOC	20.66
5	Gallagher, Kevin C	28 1693	20.35
6	Burckle, Christopher C	28 TOC	20.50
7	Ferguson, Kevin	25 TOC	20.67
8	Dunford, Jason E	29 TOC	21.00
9	Boley, Evan A	28 AWJ	21.30
10	Fay, Christopher J	27 1693	21.50

Heat 51 of 53 Finals

1	Tatich, Kyle A	20 NCMS	24.10
2	Buck, Casey C	18 PALM	23.99
3	Highfill, Austin	23 VMST	23.89
4	Flood, Kevin C	23 UC45	23.00
5	Destree, Nathan M	24 VMST	22.75
6	Ksehati, Fares	24 MICH	22.99
7	Conner, Herman E	22 MICH	23.10
8	Judd, Eric A	23 WVM	23.98
9	Fiamengo, Vince	24 LAPS	24.00
10	Raze, Kyle C	23 DUCK	24.36

Heat 52 of 53 Finals

1	Loyd, Michael	18 DUCK	22.50
2	Dole, Andrew H	20 NCMS	22.28
3	Neville, Griffin	22 FAST	22.16
4	Murray, Matthew R	24 TOC	22.00
5	Tudor, Shane A	22 VMST	21.95
6	Morris, Wilfred R	24 MOST	22.00
7	McFarland, Tyler N	24 CFSC	22.12
8	Glass, Sidney L	24 1693	22.22
9	Quan, Kevin T	19 DUCK	22.31
10	Garman, Paul D	24 TOPS	22.53

Heat 53 of 53 Finals

1	Goeken, Philip	19 TW	21.70
2	Trowbridge, Nicholas R	24 TOC	21.50
3	Hashemi, Cyrus	21 UC10	21.20
4	North, Andrew J	24 MOVY	21.01
5	Birnbrich, Zachary T	24 NAM	20.73
6	Wood, Alex S	21 PALM	21.00
7	Honeycutt, Chase	21 NAM	21.10
8	Davis, Cole W	23 TOC	21.40
9	Layton, Marcus T	21 PALM	21.50
10	Reid, Jordan W	23 PSM	21.88

#31 Women 100 Yard Backstroke

Lane	Name	Age	Team	Seed Time
------	------	-----	------	-----------

Heat 1 of 21 Finals

3	Griffin, Joan	78	ADMS	2:00.05
4	Jebe, Margit H	77	T2NM	1:38.00
5	Schreiner, Beth	75	VMST	1:36.68
6	Henry, Lorna G	75	KM	1:37.36
7	Blackwell, Ceil W	75	NCMS	1:52.94
8	Edelbaum, Donna	82	MESC	2:09.00

Heat 2 of 21 Finals

1	Manheim, Lucy M	73	RMST	1:59.74
2	Arnold, Tita W	74	SKY	1:55.00
3	Hill, Marcia M	71	WCM	1:43.89
4	Panker, Karen G	70	FACT	1:36.71
5	Ghorab, Nagwa Y	73	EGY	1:28.77
6	Pohlmann, Mary M	71	SLAM	1:31.10
7	Katz, Jane	73	AGUA	1:42.50
8	Hovey, Mary Anna	73	NCMS	1:54.04
9	Brooks, S A M	72	NCMS	1:58.73
10	Hanna, Nancy B	73	HACM	2:02.91

Heat 3 of 21 Finals

3	Casey, Kathrine J	67	PSM	1:40.84
4	Stockwell, Teddy	67	PALM	1:39.19
5	Walsh Beilman, Stephanie	66	1776	1:30.86
6	McDowell, Teresa W	65	SLAM	1:31.41
7	Panayotoff, Kristi M	67	GS	1:40.74
8	Dusenbury, Lynn M	67	MOST	1:59.56

Heat 4 of 21 Finals

1	Ventura, Rosa V	68	SFTL	1:30.00
2	Landey, Leslie J	65	GAJA	1:28.32
3	Schneider, Margo M	68	GAJA	1:27.10
4	Douglass, Marilyn	66	O*H*	1:25.13
5	McCloskey, Cecilia D	66	1776	1:10.50
6	Lyman, Carolyn B	65	JCC	1:24.12
7	Barry, Marcia L	67	VMST	1:27.04
8	Guthrie, Sally K	66	MICH	1:27.17
9	Korsedal, Susan D	65	UTAH	1:28.83
10	Hare, Fran E	65	PBM	1:30.22

Heat 5 of 21 Finals

2	Morse, Celia B	55	NASH	1:25.96
3	Burton, Tamara	57	PBM	1:23.08
4	Kilborn-Miller, Pamela	57	PSM	1:23.43
5	Roberts, Cindy	59	NCMS	1:36.91
6	Watson, Lisa L	62	GAJA	1:44.15
7	Pearce, Mary D	60	NCMS	1:33.28
8	Stainback, Nancy S	61	PBM	1:35.47
9	Aud, Susan	61	SLAM	1:51.90

Heat 6 of 21 Finals

1	Woolslayer, Jeannie L	62	STAR	1:30.00
2	Allison, Diane A	63	NASH	1:29.85
3	Leous, Glenna R	62	NIAG	1:27.50
4	Vanderfleet-Scott, Jill A	61	NCMS	1:24.68
5	Dougherty, Mindy M	63	MVN	1:21.09
6	Kirkpatrick-Reno, Nancy	60	CVMM	1:23.43
7	Glassman, Debbie A	62	PSM	1:25.90
8	Larson, Linda L	60	SFTL	1:29.53
9	Willard, Mimi	62	NUTS	1:29.85
10	Glines, Susie L	64	NEM	1:30.36

Heat 7 of 21 Finals

1	Munger, Dot	64	NCMS	1:20.00
2	Amick, Beverly O	61	NCMS	1:18.36
3	Bierwert, Karen	63	NEM	1:18.13
4	DeMere, Susan D	60	GS	1:15.70
5	Val, Laura B	64	TAM	1:10.00
6	Einsidler, Karen L	60	AGUA	1:13.45
7	Gilmore, Cindy	60	DART	1:15.96
8	Craffey, Joan P	63	BCTM	1:18.35
9	Guins, Ann H	62	SYSM	1:19.31
10	James, Katy	60	ARIZ	1:21.04

Heat 8 of 21 Finals

1	Stewart, Sandra	57	UC10	1:19.98
2	Siegel, Christine L	59	SDSM	1:14.77
3	Oliver, Karen M	56	OACM	1:12.18
4	Brightwell, Kim M	56	RMST	1:08.72
5	Courtney, Zena H	56	PSM	1:05.43
6	Bailey, Monica M	55	NTXL	1:06.00
7	Geld, Sara S	58	CVMM	1:12.07
8	Grilli, Tracy L	59	NEM	1:14.09
9	George, Constance	55	TTEX	1:19.04
10	Uecker, Anne	55	MESC	1:20.09

**2016 Nationwide USMS Spring Nationals
Greensboro Aquatic Center
Meet Program - Saturday**

Heat 9 (#31 Women 100 Yard Backstroke)			Heat 14 of 21 Finals			Heat 19 of 21 Finals					
2	Cook, Sally A	54 ROSE	1:39.10	1	Olson, Ashley C	44 KM	1:11.18	1	Webb, Amy K	29 AWJ	1:09.48
3	Walker, Shellene W	50 NCMS	1:24.96	2	Sleman, Suzy D	42 1693	1:09.00	2	Courbron, Yanghee	27 NEM	1:08.37
4	Barrell, Sharon M	54 NCMS	1:20.35	3	Kratz, Caroline I	40 NCMS	1:08.42	3	Harris, Margaret A	26 CRAB	1:00.80
5	Jaeger, Debbie K	53 VMST	1:17.79	4	Limke, Tobi L	41 EST	1:04.01	4	Houston, Katy	28 TOC	59.69
6	Hallman-Kenner, Cathy L	50 PALM	1:18.29	5	Braun, Erika L	44 NCMS	58.95	5	Schauwecker, Jessica L	26 FAST	57.78
7	Gregory, Carol M	51 NCMS	1:23.56	6	Plotz-Saribalas, Amy M	43 NAM	1:02.90	6	O'Donnell-McCarthy, Fiona	29 TOC	58.85
8	Irawan, Yuni	52 NITR	1:27.82	7	Holland, Amy S	44 NCMS	1:08.00	7	Clapp, Marissa L	28 RICE	59.85
Heat 10 of 21 Finals			Heat 15 of 21 Finals			Heat 20 of 21 Finals					
1	Bablok, Judy A	53 BUMS	1:16.58	1	Giffin, Meghan J	37 ROSE	1:20.32	1	Viersen, Campbell M	19 NAM	1:13.58
2	Finley, Ann	53 LAPS	1:13.06	2	Pace, Austyn C	35 POWM	1:19.70	2	Van Volkenburg, Laura C	24 SFM	1:12.42
3	Saucy, Stephanie A	52 1776	1:08.67	3	Wolff, Sylvia	36 NAM	1:15.06	3	Edwards, Kayla A	23 PALM	1:08.43
4	Nowak, Elizabeth A	52 NCMS	1:07.20	4	Kays, Amelia B	36 ALEX	1:14.14	4	Hamilton, Claire	21 DUCK	1:07.50
5	Willeboordse, Fall	50 BCTM	59.19	5	Louhichi, Nadia	35 SNM	1:10.67	5	Collins, Megan M	24 UC09	1:06.38
6	Patterson, Annette W	50 VMST	1:07.16	6	Goodwin, Laura B	38 NCMS	1:12.31	6	Sheafor, Haley E	21 NCMS	1:06.85
7	Wolff, Celia	50 NCMS	1:07.47	7	Cherry, Tammy H	38 NCMS	1:14.58	7	Sheafor, Tirion L	21 NCMS	1:07.88
8	Howard, Amy	51 QMST	1:12.80	8	Olender, Lelah	37 NCMS	1:15.91	8	Cobb, Elizabeth M	20 DUCK	1:09.00
9	Petersen, Charlotte	51 SPM	1:15.00	9	Jones, Rose	37 NCMS	1:20.04	9	Perkins, Tajia	20 TMAT	1:13.00
10	Kellinger, Jenny M	53 VMST	1:17.14	Heat 16 of 21 Finals			Heat 21 of 21 Finals				
Heat 11 of 21 Finals			1	Old, Catherine A	38 NCMS	1:08.83	1	Brink, Opal E	21 QMST	1:05.49	
1	Kinugawa, Carla	48 SFTL	1:31.00	2	Wallace, Catherine B	35 YCSC	1:07.45	2	Rossi, Ashley	24 UC17	1:03.33
2	Morrison, Karen	45 NCMS	1:23.27	3	Quattropani, LeeAnne	37 NCMS	1:06.26	3	Stipe, Mikkell-Ane	23 TOC	1:00.00
3	Rhodes, JerrieLynn	48 NCMS	1:15.87	4	Dowgiert, Angela	36 NEM	1:04.77	4	Mizerak, Gabrielle M	24 1693	58.59
4	Thompson, Amy W	45 TOC	1:15.50	5	Mihalik, Jennifer	37 AMS	57.98	5	Senko, Anna K	23 TOC	56.30
5	Cagle, Shannon B	49 PALM	1:14.83	6	Yocum, Kari	38 PALM	1:04.28	6	Flinn, Rachel	24 NYAC	57.60
6	Pasterczyk, Christine	49 NEM	1:15.42	7	Smith, Rebecca L	39 BUMS	1:05.38	7	Brundage, Maia	20 BRSM	58.85
7	Buzzelli, Tara A	47 YGF	1:15.50	8	Grier, Katie	37 1693	1:07.25	8	Pedote, Elyssa	23 TOC	1:03.00
8	Jones, Rebecca L	48 NCMS	1:23.00	9	Gorman, Maura L	39 NYAC	1:08.00	9	Kaywork, Alyson	22 GAJA	1:03.77
9	Steele, Rebekah O	47 NCMS	1:28.00	10	Roddin, Julie	39 ANCM	1:09.25	10	Nievergelt, Hailey B	22 PALM	1:06.33
10	Richardson, Billie C	45 MTMS	1:40.32	Heat 17 of 21 Finals			#32 Men 100 Yard Backstroke				
Heat 12 of 21 Finals			1	Oberdan, Angelina	30 NCMS	1:25.00	Lane	Name	Age	Team	Seed Time
1	Moffett, Erica L	46 SFTL	1:08.92	2	Drury, Heather M	32 NCMS	1:11.54	Heat 1 of 25 Finals			
2	McPherson, Chris A	48 ENSW	1:06.51	3	Kelly, Kaymee	31 GSMS	1:08.55	2	Palmer, Pete	80 LOCO	1:43.23
3	Davidson, Michelle L	45 GSM	1:05.16	4	Saint-Amour, Roberta C	30 METR	1:07.00	3	Ascherfeld, Ray	80 GCPS	1:26.78
4	Texel, Paula M	45 SPM	1:04.34	5	Watanabe, Naoko	33 TOC	58.41	4	Oyakawa, Yoshi	82 O*H*	1:25.00
5	Gary, Kristin J	48 NYAC	59.51	6	Joiner, Elizabeth T	31 1693	1:05.00	5	Mitchell, Clarke E	83 GAJA	1:25.99
6	Tate, Holly	48 TMAT	1:02.32	7	McGrail, Crystie	31 GBM	1:08.11	6	Thayer, George D	80 OREG	1:33.25
7	Monaghan, Ann S	49 JAM	1:05.00	8	Gauzens, Stephanie	32 ALEX	1:08.82	7	Quinn, Patrick J	85 ADMS	3:55.00
8	Seavall, Kelly J	47 CMS	1:06.40	9	Maine, Laura C	32 BARR	1:15.64	8	Manheim, Frank T	85 RMST	1:47.12
9	Westerman, Karen L	48 SPM	1:08.52	10	Haywood, Megan E	34 VMST	1:30.00	9	Kortheuer, John D	85 NCMS	1:53.00
10	Meredith, Sara L	47 NCMS	1:12.00	Heat 18 of 21 Finals			Heat 2 of 25 Finals				
Heat 13 of 21 Finals			2	Schwartz, Sarah Rachel	28 ROSE	1:20.87	1	Medici, John C	78 O*H*	1:44.00	
2	Henry, April L	40 NCMS	1:45.00	3	Gilson, Kristine	28 HRYB	1:10.51	2	Reid, Walt E	75 PSM	1:35.00
3	Meyenburg, Aubrey	40 UC05	1:22.08	4	Zucco, Elizabeth A	27 UC04	1:10.11	3	Pinkerton, Rolffs S	77 NCMS	1:31.98
4	Nelson, Stephanie A	44 NCMS	1:16.28	5	Mahaney, Melanie A	25 SVY	1:10.50	4	Charlton, Allan	79 MICH	1:25.00
5	Oversmith, Amy E	44 NCMS	1:12.78	6	Whitehead, Monique L	27 PALM	1:16.44	5	Verth, Tom	77 SYSM	1:20.00
6	York, Sandi	40 PSM	1:14.06	7	Palermo, Lauren	24 NCMS	1:17.32	6	Painter, David J	77 LOCO	1:25.00
7	Kopp, Melanie A	40 NAM	1:21.50	8	Monsen, Meg	22 PSM	1:22.53	7	Shaw, James F	75 RINC	1:30.00
8	Rankin, Alison	44 NCMS	1:27.08				8	Learmonth, William R	76 O*H*	1:33.46	
9	Volz, Kristin R	42 SFTL	2:00.77				9	Shearer, Douglas R	75 NEM	1:37.50	

**2016 Nationwide USMS Spring Nationals
Greensboro Aquatic Center
Meet Program - Saturday**

Heat 3 (#32 Men 100 Yard Backstroke)

1	Frees, Tim R	72 WAVA	2:04.85
2	Avery, John H	73 MM	1:29.56
3	Kremer, James N	70 CMS	1:20.00
4	Roddin, Hugh J	74 ANCM	1:17.12
5	Burns, Richard	72 TAM	1:06.50
6	Welty, Bob	71 DAMM	1:14.66
7	Holswade, Hank C	70 VMST	1:20.00
8	Brundage, Warner F	73 BRSM	1:24.54
9	Diehl, David J	74 UC08	1:50.10

Heat 4 of 25 Finals

1	Sasser, Jon D	60 NCMS	1:59.00
2	Umholtz, Ken	64 OJAI	1:22.93
3	Thompson, Frank L	64 MICH	1:15.42
4	Stretch, James J	64 PSM	1:14.75
5	Sokolow, Steven P	60 AGUA	1:20.00
6	Roszbach, Robert	64 MICH	1:42.00
7	Mills, Michael S	69 PALM	1:58.00
8	Murray, Mike	65 WMAC	1:29.99
9	Delair, Stan R	66 GAJA	1:32.15
10	Akbar, Clyde	68 SFTL	3:09.00

Heat 5 of 25 Finals

1	Scott, Robert M	69 NCMS	1:25.00
2	Conroy, Michael J	69 NCMS	1:22.16
3	Snyder, Harry M	68 NCMS	1:22.00
4	Lintz, Steve	65 SNM	1:18.00
5	Lawrie, Jim	69 SNM	1:17.62
6	Pot, Eugene T	65 BUMS	1:17.76
7	Parsons, Roger L	68 PBM	1:18.50
8	Pillmore, Bill	68 NCMS	1:22.06
9	Farmer, Michael W	68 ROSE	1:22.54
10	Bean, Gary O	66 NCMS	1:29.83

Heat 6 of 25 Finals

1	Bernard, Alan D	66 TAM	1:15.99
2	Cothren, Jack	66 BUMS	1:15.12
3	DeWitt, Peter	65 DLMA	1:12.40
4	Reid, Joe	67 GAJA	1:11.79
5	Brzezinski, Jay	69 PALM	1:07.00
6	Kerns, Hubie	66 VCM	1:08.00
7	Kornblatt, Daniel S	66 BUMS	1:12.12
8	Epstein, Daniel	65 NEM	1:13.12
9	Glidden, Chip	65 MOVY	1:15.87
10	Revenaugh, Kelly C	65 MICH	1:17.18

Heat 7 of 25 Finals

1	Vogel, Matthew M	61 IM	1:13.43
2	Natali, David	61 TPIT	1:12.00
3	Bright, David	63 NEM	1:08.00
4	Nixon, John L	60 SPM	1:07.90
5	Niemi, Ken	61 GSM	1:07.50
6	Comfort, Mark S	62 MM	1:07.74
7	Colvard, Carl	60 STAN	1:08.00
8	Schatz, Gary	61 RICE	1:08.52
9	White, Warren A	61 GS	1:12.86
10	Klope, Chet	60 GSM	1:14.45

Heat 8 of 25 Finals

1	Stanback, John H	62 CMS	1:04.50
2	Ockerman, Jeff	61 NASH	1:03.80
3	Perout, Jeffrey J	63 SYSM	1:02.50
4	Graham, Donald	61 PSM	1:01.99
5	Barton, Tom	60 NTXL	59.80
6	Djang, Philipp A	61 SFTL	1:00.00
7	Mykleby, Geoff L	63 WMAC	1:02.00
8	Williams, Bruce F	62 RICE	1:03.00
9	Van Boer, Eric D	61 RHMS	1:04.18
10	Johnson, Clifford H	64 SNM	1:06.00

Heat 9 of 25 Finals

1	Green, Chip	55 PBM	1:11.90
2	Watkins, Doug	55 PPSL	1:10.50
3	Shake, Joe	57 CAT	1:07.96
4	McFarland, James A	56 NCMS	1:06.50
5	Hamm, Michael L	58 KM	1:05.40
6	Burkholder, Kirby W	55 PALM	1:05.80
7	Keating, Raymond G	56 VMST	1:06.50
8	Deppe, Tom W	58 VMST	1:08.23
9	Vargas, Glen A	55 SYSM	1:11.77

Heat 10 of 25 Finals

1	Evans, Dave	55 ARIZ	1:04.33
2	Hendrick, Marty	58 SFTL	1:03.29
3	Stephenson, Dan	59 ROSE	1:00.94
4	Haynie, Carl	55 PSM	59.41
5	Johnson, Eric A	55 REDT	58.00
6	Klein, Jonathan E	58 NCMS	58.55
7	Slater, Douglas K	58 1693	1:00.20
8	Stultz, Todd W	56 SYSM	1:03.08
9	Thain, Doug A	56 MTSC	1:03.60
10	Steinhafel, Mark J	55 WMAC	1:04.50

Heat 11 of 25 Finals

2	Schalles, Dwayne L	50 PALM	1:32.56
3	King, Ian E	53 GAJA	1:11.52
4	Roberts, Courtney	53 UC17	1:06.32
5	Caudrillier, Francois J	53 BUMS	1:04.90
6	Mc Ginley, Patrick B	52 ROSE	1:05.35
7	Mangrum, John W	53 NCMS	1:08.52
8	Evans, Brian R	51 RMST	1:12.67
9	Knight, Allen	52 NCMS	1:45.30

Heat 12 of 25 Finals

1	Smith, Stratton	51 NCMS	1:03.60
2	Power, Scott	53 TBAY	1:02.91
3	Christensen, Kurt A	50 MICH	1:02.30
4	Moll, Sebastian	51 REDT	1:01.00
5	Beatty, Dan C	50 GAJA	59.98
6	Faria, Jose J	50 GSM	1:00.37
7	Shaffer, Mike G	50 VCM	1:01.50
8	Gunzl, Arthur	54 CONN	1:02.46
9	Barringer, Rob	50 CMS	1:03.59
10	Boileau, Mike	54 CMS	1:03.87

Heat 13 of 25 Finals

1	Segarra, Rafael G	52 SFTL	59.87
2	Stewart, Henry D	52 NCMS	59.47
3	Dixon, Glenn S	51 MOVY	58.20
4	Morris, Richard L	52 NAM	57.64
5	Tuchler, Jim	51 IM	54.80
6	Pulsifer, Andrew B	50 NCMS	57.27
7	Evans, Jeffrey P	50 SVY	58.00
8	Jimenez, Ignacio	50 CMS	59.47
9	Hughes, Richard	52 NCMS	59.49
10	Hilgen, Thomas H	51 NCMS	59.90

Heat 14 of 25 Finals

2	Toy, Raymond	49 CMYM	1:24.38
3	Ingham, Fred	49 PSM	1:06.00
4	Boswell, Edmund O	46 NCMS	1:05.22
5	Semus, Joe	45 MEDM	1:03.50
6	Sprengrer, Kurt	46 VMST	1:03.67
7	Rubenstein, Joel B	46 PBM	1:05.84
8	Hilton, Robert	47 ROCH	1:07.59

Heat 15 of 25 Finals

1	Hill, Andrew J	46 GAJA	1:02.90
2	Whiteway, Jeff	45 MEDM	1:02.38
3	Torres, Mark	46 NCMS	1:01.00
4	Smith, Joshua C	47 SPM	1:00.63
5	Farrell, Andrew J	45 YCFM	59.84
6	Martin, Chris D	49 NCMS	1:00.00
7	Dreizler, Todd M	46 UC48	1:00.75
8	Niemeyer, Charles (Chuck) J	48 NCMS	1:01.29
9	Savage, Steve	49 PALM	1:02.50
10	Clear, Kirk W	48 VMST	1:03.29

Heat 16 of 25 Finals

1	Theroux, Trent	48 NEM	59.20
2	Nettles, Samuel J	45 PBM	58.81
3	Dickson, Kurt F	48 ARIZ	57.74
4	Roddin, Jeffrey H	47 ANCM	55.71
5	Carroll, Stewart A	46 RAM	55.00
6	Rees, Greg	46 SVY	55.45
7	Mehok, George K	48 SYSM	57.72
8	Beach, Christopher E	46 PBM	58.80
9	Gooding, Jim	48 PSM	58.98
10	Moran, Marty	49 MINN	59.21

Heat 17 of 25 Finals

2	Corcoran, R. Scott	44 NCMS	1:07.26
3	Rudolph, Daniel A	44 L4S	1:05.08
4	Baldwin, Craig M	41 RMST	1:05.00
5	Bishop, Christopher R	44 BUMS	1:02.50
6	Mitzak, John J	43 NCMS	1:02.72
7	Andrin, Milan	40 NAM	1:05.00
8	Tadla, Jarek	44 SFTL	1:05.11
9	Owen, Jeffrey J	41 NCMS	1:08.00

2016 Nationwide USMS Spring Nationals
Greensboro Aquatic Center
Meet Program - Saturday

Heat 18 (#32 Men 100 Yard Backstroke)

1	Williams, Rich	40 1693	1:01.00
2	Zilch, Kurt E	43 PBM	59.90
3	Flynn, Robert	41 NCMS	58.85
4	Fletcher, Van	40 NCMS	56.27
5	Cole, David C	40 CRUZ	55.67
6	Bell, David E	40 CRUZ	55.68
7	Nance, Chad A	43 NAM	57.99
8	Stich, Darryl D	40 WMAC	59.50
9	Chilton, James A	40 PALM	1:00.35
10	Diaz, Luis A	41 SFTL	1:01.96

Heat 19 of 25 Finals

2	Hsu, Howard	33 ROSE	1:08.43
3	Yatagan, Halil B	34 PALM	1:03.11
4	Noel, Christopher S	33 MOVY	1:04.23
5	DeVennish, Arthur H	33 NAM	1:20.28
6	Medendorp, Mark A	38 NCMS	1:03.99
7	Rowe, Edward	37 NCMS	1:03.18
8	Kim, Steve	39 ROSE	1:03.46
9	Tonellato, Michael A	19 CWST	1:36.00

Heat 20 of 25 Finals

1	Tetzlaff, Maurice	39 WMAC	1:01.40
2	Hillen, Timothy J	35 NCMS	59.99
3	Zeller, Timothy A	37 GYMS	58.59
4	Costa, Leonardo	38 GSMS	56.50
5	Doak, Kevin	35 MICH	51.68
6	Sabala, Michael C	35 CHEL	55.16
7	Gilchrest, Allen	39 GAJA	57.91
8	Roper, Matthew D	35 DAM	59.14
9	Romack, Dave	38 L4S	1:00.06
10	Lotano, Daniel	35 PBM	1:01.78

Heat 21 of 25 Finals

1	Mendoza, Jon	33 ROSE	1:01.84
2	Burris, William G	33 YCFM	1:01.29
3	Colvert, Brian	32 CMS	57.60
4	Farreny, Kristopher	30 JAM	55.51
5	Bezugliy, Alexander	30 MPNY	52.49
6	Thrasher, Bradley A	34 NCMS	54.91
7	Lau, Jonathan A	30 SLAM	55.93
8	Byrne, Doug	34 YCSC	1:00.07
9	Richard, Mark	31 PACM	1:01.69
10	Gibbons, Tyler K	33 PALM	1:02.43

Heat 22 of 25 Finals

1	Beeman, Alexander	27 PALM	1:09.27
2	Taylor, Trey	29 NCMS	1:03.93
3	Liston, Russell	26 NCMS	1:02.23
4	Cordrey, Brandon M	28 NCMS	1:00.12
5	Dunford, Jason E	29 TOC	1:00.00
6	Goldstein, Alex	27 HAFL	1:00.36
7	Gonzalez, Thomas N	26 KAC	1:03.12
8	Whitley, Andrew D	27 NCMS	1:05.00
9	Johnson, Ian	20 NCMS	1:05.00
10	Propersi, Jeffrey D	20 PSM	1:05.50

Heat 23 of 25 Finals

1	Hanselmann, Christian M	26 TNAQ	1:00.00
2	Hoffmann, Paul	27 MINN	59.00
3	Sauter, Trace U	27 NCMS	54.70
4	Newell, Rob H	26 TOC	51.50
5	Thompson, Matthew W	25 NYAC	50.20
6	Saeta, Andrew	25 TOC	50.46
7	Van Volkenburg, Thomas M	27 UC16	54.50
8	Jenkinson, Matthew D	29 NCMS	58.94
9	Rosbach, David W	29 NCMS	59.22
10	Ismail, Alexander R	27 NCMS	1:00.00

Heat 24 of 25 Finals

1	Birnbrich, Luke	19 NAM	1:01.00
2	Buck, Casey C	18 PALM	59.00
3	Birnbrich, Hayden	23 NAM	58.00
4	McFarland, Tyler N	24 CFSC	55.23
5	Alef, Grant T	23 SLAM	54.69
6	Pecze, Dominic	23 NAM	55.00
7	Hillebrand, Benjamin L	20 PALM	55.73
8	Highfill, Austin	23 VMST	58.50
9	Shu, Jack	23 ARMS	59.50
10	Sanchez, Jude McCanne L	23 HAWK	1:02.59

Heat 25 of 25 Finals

1	Rieder, David E	22 PALM	53.94
2	Glass, Sidney L	24 1693	53.50
3	Hurko, Matt	24 TOC	52.00
4	Bryan, Mason T	18 GSMS	51.75
5	Birnbrich, Zachary T	24 NAM	50.93
6	Brown, Richard C	21 PALM	51.23
7	Murray, Matthew R	24 TOC	52.00
8	Turner, Austin D	20 UC37	53.08
9	Hashemi, Cyrus	21 UC10	53.50
10	Trowbridge, Nicholas R	24 TOC	54.00

Day 4 – Sunday, May 1

Warm-up

6:00 a.m.-7:50 a.m.

Meet Start Time

8:00 a.m.

Women	Event	Men
37	400 IM	38
	30 minute warm-up in competition pool	
39	200 medley relay	40
41	200 freestyle	42
43	50 butterfly	44
45	200 backstroke	46
47	100 breaststroke	48

Check-in Deadlines for Day 4

The 400 IM is a positive check-in event. Check-in may be done in person at the registration area or online at usms.org.

Sun., May 1	400 IM	7 a.m.
-------------	--------	--------

PLEASE NOTE:

If you do not check in by the deadline, you will not be seeded; there are no exceptions.

2016 Nationwide USMS Spring Nationals
Greensboro Aquatic Center
Meet Program - Sunday

#37 Women 400 Yard IM

Name	Age	Team	Seed	Time
18-24				
1 Senko, Anna K	23	TOC	4:40.59	
2 Tweesmann, Maike	24	SLAM	4:48.50	
3 Alef, Valerie M	23	SLAM	4:50.00	
4 Sheafor, Tirion L	21	NCMS	5:08.98	
5 Sheafor, Haley E	21	NCMS	5:10.66	
6 Sall, Ashleigh J	22	OMAH	5:19.81	
7 Miller, Jenna L	24	GSMS	5:20.00	
8 Nievergelt, Hailey B	22	PALM	5:20.47	
9 Kim, Eileen J	24	BUMS	5:56.89	
25-29				
1 Bicek, Adrienne L	25	IM	4:29.55	
2 Clapp, Marissa L	28	RICE	4:34.31	
3 Schmitz, Amanda	26	NCMS	4:40.00	
4 Letendre, Denise M	27	VMST	4:40.26	
5 Stein, Dani	29	NCMS	4:52.20	
6 Ballard, Jessica	27	PALM	4:58.81	
7 Sciacca, Krysten M	28	BTM	5:01.80	
8 Young, Meg	27	UC24	5:15.04	
9 Smickley, Megan B	27	FAFF	5:20.42	
10 Kloppe, Kelly A	26	YCFM	5:25.24	
11 Deschler, Jennifer A	26	NCMS	5:35.65	
12 Ripley, Rachel A	25	AGUA	5:50.27	
13 Pulliam, Jenny	29	PALM	6:12.69	
14 Baldwin, Tricia A	25	SKY	7:53.77	
30-34				
1 Williams, Melinda B	34	NEM	4:47.95	
2 Schneider, Lindsey W	34	NAM	4:56.00	
3 Jakubchak, Lindsey N	33	ALEX	5:09.53	
4 Braniecki, Ashley L	30	O*H*	5:34.01	
5 Pelczynski, Kathleen	30	NCMS	5:34.19	
6 Taylor, Alaina	34	ALEX	5:50.55	
7 Stutz, Kathleen J	33	SFTL	6:15.11	
8 Goldberg, Julie F	31	ANCM	7:00.00	
9 Holland, Anna	34	PALM	7:00.00	
10 King, Sarah C	32	ADMS	11:30.00	
35-39				
1 Sturgis, Karen M	37	GS	4:56.54	
2 Moro, Erin C	37	PALM	5:01.89	
3 Uhl, Alicia K	39	NCMS	5:05.01	
4 Goodwin, Laura B	38	NCMS	5:20.13	
5 Schneider, Erin E	37	WMAC	5:30.00	
6 Barbosa, Tatiana B	36	SFTL	5:38.86	
7 Baudis, Christina	39	NEM	5:43.06	
40-44				
1 Limke, Tobi L	41	EST	4:48.88	
2 Perez, Sarah M	40	WMAC	5:07.55	
3 Bruce, Stacey L	41	PALM	5:14.13	
4 Stuart, Julie	42	TNAQ	5:22.94	
5 Gonzalez, Sabra B	40	WHA	5:25.00	
6 Lehman, Jessica M	40	UC12	5:26.08	
7 Simpson, Shauna M	44	WM	5:26.40	
8 Matsumura, LeAnn H	43	PBM	6:30.00	
45-49				
1 Dooley, Katy	49	TXLA	5:09.44	
2 Davidson, Michelle L	45	GSM	5:20.00	
3 Westerman, Karen L	48	SPM	5:20.94	

4 Simmons, Cheryl A	49	ROSE	5:21.07	
5 Gass, Melissa	48	NCMS	5:23.50	
6 Cranny, Jennifer R	48	PALM	5:23.57	
7 Tiedemann, Kate A	47	WM	5:35.00	
8 Rogan, Pam W	47	GAJA	5:44.02	
9 Gregory, Barbie J	47	VMST	5:47.00	
10 Kam, Lynn C	48	UC17	5:52.88	
11 Carter, Eddie C	45	NCMS	6:03.24	
12 Postma, Terri	46	GERM	6:22.08	
13 Pasterczyk, Christine	49	NEM	6:27.61	
50-54				
1 McIntyre, Shannon J	51	PSM	4:59.90	
2 Hug, Laurie	51	1776	5:03.05	
3 Klestinec, Robin L	54	NAM	5:15.00	
4 Irish Bostic, Linda	52	PBM	5:20.06	
5 Countryman, Marianne	51	GAJA	5:27.54	
6 Kupan, Cheryl A	51	SPM	5:33.33	
7 Cialdella-Morehead, Lorna	51	BERK	5:40.00	
8 Vanderpoel, Nicole L	51	CMS	5:42.86	
9 Delorey, Laura E	53	NEM	5:45.50	
10 Hooe, Donna L	53	GAJA	6:11.64	
11 Hallman-Kenner, Cathy L	50	PALM	6:16.85	
55-59				
1 Alioto, Laurie J	58	WMAC	5:40.00	
2 Brown, Denise H	56	MICH	5:41.56	
3 Ciampa-Wise, Cindy	56	SKY	5:43.23	
4 Jensen, Sue	55	NEM	5:48.87	
5 Whelchel, Nancy L	56	NCMS	6:08.35	
6 Burlingame, Sharon M	59	TNAQ	6:26.41	
7 Maleike, Corinna M	55	CMS	6:32.90	
8 Menches, Lynn W	55	PALM	6:33.35	
9 Kregor, Janice	59	SKY	7:19.94	
10 Bauer, Diann S	57	SLAM	7:34.72	
60-64				
1 Einsidler, Karen L	60	AGUA	5:45.55	
2 Bierwert, Karen	63	NEM	5:57.79	
3 Wainwright, Joanne	60	NCMS	5:59.32	
4 Hilpert, Bess	60	TXLA	5:59.91	
5 Samuelson, Laurie E	60	PBM	6:08.07	
6 Falcigno, Pamela M	60	SFTL	6:14.78	
7 Quinn, Phyllis E	60	TOC	6:20.82	
8 James, Katy	60	ARIZ	6:32.00	
9 Harrelson, Jo Ann	60	SPM	6:40.27	
10 Steil, Tamara R	61	MICH	6:40.63	
11 Pearce, Mary D	60	NCMS	6:49.54	
12 Larson, Linda L	60	SFTL	6:55.24	
13 Kaguni, Laurie S	63	MICH	7:10.18	
14 Aud, Susan	61	SLAM	8:46.16	
65-69				
1 Davis, Charlotte M	66	PSM	5:45.00	
2 Hayes, Christie M	68	NEM	6:21.47	
3 Young, Lydia L	67	CMS	7:24.94	
4 Panayotoff, Kristi M	67	GS	8:00.51	
70-74				
1 Slifer, Kathy M	70	NEM	6:22.29	
2 Barnea, Daniela	72	STAN	6:55.50	
3 Caron, Aagje A	74	GBM	7:42.09	
4 Hovey, Mary Anna	73	NCMS	9:13.44	

75-79				
1 Stretch, Nancy	76	TOC	8:05.15	
80-84				
1 Edelbaum, Donna	82	MESC	11:16.00	
85-89				
1 Eisele, Barbara M	85	LOCO	12:07.19	
#38 Men 400 Yard IM				
Name	Age	Team	Seed	Time
18-24				
1 Babcock, Colin B	23	TOC	3:55.33	
2 Moyar, Nathaniel E	24	1693	4:20.00	
3 Brown, Richard C	21	PALM	4:20.32	
4 Offutt, Bryan T	24	TOC	4:21.95	
5 Turner, Jonathan M	24	PALM	4:37.74	
6 Finger, Eric S	24	OMAH	4:45.00	
7 Fiamengo, Vince	24	LAPS	5:00.00	
8 Birnbrich, Hayden	23	NAM	5:00.00	
9 Olden, Jaegger M	23	CWST	5:10.02	
25-29				
1 Guiffre, John	26	ARMS	4:14.72	
2 Lawrence, Jesse	26	SLAM	4:20.15	
3 Webb, Cameron	29	ART	4:26.13	
4 Smith, David J	28	CMS	4:33.62	
5 Griffard, Jared H	26	LVM	4:45.00	
6 Hoffmann, Paul	27	MINN	4:45.00	
7 Arias, Luis	28	AGUA	4:59.00	
8 Clouse, Jason D	25	RMST	5:00.99	
9 Sites, Tyler P	25	GS	5:15.99	
10 Vayda, Robert J	28	ALEX	5:43.86	
30-34				
1 Bezugliy, Alexander	30	MPNY	4:01.89	
2 Barley, Adam S	34	VTAC	4:21.00	
3 Bey, Matthew D	32	NAM	4:21.37	
4 Gans, Egan	30	TOC	4:30.00	
5 Storch, Joshua L	34	REDT	4:38.60	
6 Limouze, Thomas C	32	FINS	4:40.00	
7 Malik, Michael J	34	PALM	4:47.34	
8 Schaefer, Andrew F	32	BUMS	4:56.00	
9 Martin, Matthew J	30	ROSE	4:56.00	
10 Goas, Griffith R	30	NCMS	5:05.84	
35-39				
1 Owen, Jason L	35	SLAM	4:21.14	
2 Hildebrand, David R	35	TNYA	4:34.55	
3 Batchelder, John R	35	CMS	4:42.05	
4 Cedanio, Noel	36	SFTL	4:44.31	
5 Roper, Matthew D	35	DAM	4:44.92	
6 Romack, Dave	38	L4S	4:46.25	
7 Slivka, Eric J	38	NCMS	4:59.64	
8 Durieux, Chad A	36	ROSE	4:59.80	
9 Miller, Matt	38	OREG	5:00.24	
10 Kim, Steve	39	ROSE	5:06.08	
11 Machinist, Scott	35	NEM	5:15.99	
12 Field, David W	37	NCMS	5:30.00	
13 Nguyen, Sonny	36	NCMS	5:33.99	
40-44				
1 Niemi, Matthew G	42	USF	4:18.66	
2 Mendez-Ramirez, Libardo A	42	SDSM	4:27.47	
3 Stich, Darryl D	40	WMAC	4:30.00	

**2016 Nationwide USMS Spring Nationals
Greensboro Aquatic Center
Meet Program - Sunday**

40-44...(#38 Men 400 Yard IM)			5 Bright, David	63 NEM	5:20.00	Heat 3 of 22 Finals		
4 Lehr, Gunner F	43 NAM	4:33.58	6 Wall, Dan	60 ADMS	5:23.47	1 McDowell, Teresa W	65 SLAM	2:55.65
5 Chilton, James A	40 PALM	4:46.42	7 Knowles, Andy A	61 SWIF	5:31.72	2 Quintero, Myriam	66 SFTL	2:50.00
6 Jackson, Scott J	41 NOVA	4:48.97	8 Millholland, Carl D	63 WMAC	5:50.00	3 Shoenberger, Linda R	68 TAM	2:44.41
7 Rudolph, Daniel A	44 LAS	5:00.28	9 Paushter, Stephen L	64 BUMS	5:51.04	4 Guthrie, Sally K	66 MICH	2:32.65
8 Ahlgren, Kyle R	40 1693	5:26.31	10 Anderson, Robert L	60 PCCM	6:07.53	5 Miller, Celeste	66 SNM	2:27.50
9 Adcock, George E	44 NCMS	5:34.35	11 Freeman, Stephan J	60 SPM	6:09.33	6 Hayes, Christie M	68 NEM	2:28.78
45-49			12 Vogel, Matthew M	61 IM	6:41.89	7 Barry, Marcia L	67 VMST	2:35.06
1 Granger, Nicolas	48 ROSE	4:05.00	13 Miller, Jamie A	61 NCMS	8:15.78	8 Page, Anne M	68 NCMS	2:49.53
2 Brundage, Patrick W	49 BRSM	4:21.21	14 Forgione, David J	61 MICH	10:00.00	9 Ventura, Rosa V	68 SFTL	2:52.00
3 Andersen, Morten	45 NCMS	4:23.95	65-69			10 Stockwell, Teddy	67 PALM	3:17.19
4 Wharton, Dave L	46 NAM	4:24.18	1 Day, Lawrence J	65 MICH	5:08.84	Heat 4 of 22 Finals		
5 Roddin, Jeffrey H	47 ANCM	4:30.00	2 Couch, Bob E	69 SYSM	5:32.33	2 Smith, Melinda J	63 O*H*	2:58.00
6 Hersh, Craig	45 NEM	4:34.07	3 Douglass, Nick	66 O*H*	6:07.40	3 Hilton, Patti K	63 GSMS	2:47.98
7 White, Bill	46 RAM	4:43.06	4 Pillmore, Bill	68 NCMS	6:18.00	4 Morrison, Lynn	61 NTXL	2:40.00
8 Ellis, Andrew F	47 UMAC	4:45.00	5 Walker, Thomas W	69 PSM	9:30.00	5 Vanderfleet-Scott, Jill A	61 NCMS	2:39.65
9 Hamilton, Nathan	47 SNM	4:48.40	70-74			6 Allison, Diane A	63 NASH	2:40.00
10 Livingston, Terry	49 YCFM	4:50.00	1 Corris, Robert B	71 WMAC	6:16.31	7 Dougherty, Mindy M	63 MVN	2:40.33
11 Mc Bride, Patrick F	46 USF	4:58.05	2 Daniels, Larry N	70 MAAC	6:18.00	8 Schueckler, Leslie	60 BUMS	2:50.00
12 Rubacky, Mark S	46 NCMS	5:05.54	3 Bergman, John	74 MINN	6:28.40	9 Schneider, Mary P	63 WMAC	3:25.70
13 Elizondo, Bill	48 RAM	5:08.69	4 Husson, Bob	70 NCMS	6:50.00	Heat 5 of 22 Finals		
14 Savage, Steve	49 PALM	5:21.92	5 Zeigler, John V	70 GAJA	6:55.87	1 Rust, Catherine M	62 PBM	2:36.88
15 Schmaltz, Joel	45 GSMS	5:44.77	6 Osborne, Oz	70 ELG	6:56.14	2 Woolslayer, Jeannie L	62 STAR	2:33.00
50-54			7 Callen, Russ	72 GAJA	7:19.34	3 Kryka, Nancy	61 SYSM	2:25.35
1 Jimenez, Ignacio	50 CMS	4:29.62	8 Meyer, Gerald H	71 O*H*	7:45.18	4 Samuelson, Laurie E	60 PBM	2:25.00
2 Switzer, Keith M	53 CASC	4:39.95	9 Hale, Art	74 MVN	12:46.17	5 Val, Laura B	64 TAM	2:11.00
3 Beatty, Dan C	50 GAJA	4:43.70	75-79			6 Munger, Dot	64 NCMS	2:19.00
4 Koehler, Doug J	50 CVMM	4:44.82	1 Shearer, Douglas R	75 NEM	7:52.20	7 Amick, Beverly O	61 NCMS	2:25.35
5 Pistorio, Tyge	50 NCMS	4:45.99	2 Cody, Frank J	75 MICH	8:00.00	8 Tourtual, Dorothy M	64 BUMS	2:30.35
6 McCarty, David L	51 PSM	4:46.02	3 Learmonth, William R	76 O*H*	10:00.00	9 Call, Nancy A	62 TAOS	2:33.48
7 Faria, Jose J	50 GSM	4:47.82	80-84			10 Wilson, Debbie R	62 NCMS	2:37.99
8 McGiffin, Chris D	50 BERK	4:50.70	1 Lauer, William J	81 TNAQ	6:45.44	Heat 6 of 22 Finals		
9 Harris, Gregory	52 VMST	4:53.50	2 Good, Larry A	82 SLAM	7:20.21	1 Joyner, Felicia	57 NCMS	4:15.00
10 Oyler, Paul F	50 UC11	5:00.00	3 Mitchell, Tom	83 SDSM	8:49.66	2 Hardison, Kathleen K	57 NCMS	2:43.25
11 Smith, Stratton	51 NCMS	5:01.80	90-94			3 Van Cleave, Julie M	57 WMAC	2:32.29
12 Atkins, Steven L	53 ADMS	5:05.90	1 Maine, Thomas O	90 SLAM	8:37.28	4 Stewart, Sandra	57 UC10	2:29.50
13 Anderson, Earl E	51 NCMS	5:08.74	#41 Women 200 Yard Freestyle			5 Maleike, Corinna M	55 CMS	2:25.90
14 Sternby, Victor J	51 UC11	5:20.41	Lane Name Age Team Seed Time					
15 Putney, Donald C	52 NCMS	5:52.74	Heat 1 of 22 Finals			6 Whelchel, Nancy L	56 NCMS	2:27.95
16 Dearmin, Carl L	53 NEM	6:26.07	2 Camp, Robyne	69 PBM	5:17.00	7 Miller, Patricia M	55 VMST	2:30.00
55-59			3 Jenkins, Elizabeth A	66 TTM	3:20.86	8 Campagna, Janice M	55 NCMS	2:35.81
1 Menches, Robert C	55 PALM	4:59.74	4 Parsons, Donna	66 NCMS	3:18.00	9 Marshfield, Ann K	57 O*H*	2:53.19
2 Czekala, Steven R	56 TSUN	5:05.00	5 Nathan, Laura B	67 MICH	3:23.08	Heat 7 of 22 Finals		
3 Callahan, Jim	58 NAM	5:05.44	6 Avery, Susan H	74 MM	4:22.26	1 Stokes, Karin E	55 NEM	2:21.25
4 Hathaway, David	55 OREG	5:08.50	7 Detrick, Johnnie	80 VMST	3:21.70	2 Crowder, Barbara W	58 NCMS	2:14.36
5 Matysek, Jim	56 SYSM	5:13.12	8 Schreiner, Beth	75 VMST	3:06.85	3 Grilli, Tracy L	59 NEM	2:14.15
6 Clark, David L	58 WMAC	5:15.00	Heat 2 of 22 Finals			4 Meyer, Marguerite	57 TOC	2:13.00
7 Washburn, Jonathan W	58 NCMS	5:20.04	1 Catlin, Vicki	71 SKY	3:52.50	5 Jones, Eney	55 DAMM	2:03.22
8 Grecco, Paul A	55 GMUP	5:21.57	2 Foley, Carolyn	72 PBM	3:24.26	6 Garnier, Kathy L	55 CMS	2:09.71
9 Eddy, Pat	59 GAJA	5:24.00	3 Hill, Marcia M	71 WCM	3:03.29	7 Oliver, Karen M	56 OACM	2:14.00
10 Martinez, Hector D	58 WOW	5:26.00	4 Ridout, Nancy J	74 TAM	2:59.35	8 Ciampa-Wise, Cindy	56 SKY	2:14.28
11 Hendrick, Marty	58 SFTL	5:30.27	5 Slifer, Kathy M	70 NEM	2:39.23	9 Tokayer, Susan	56 WM	2:20.28
12 Frandino, Phil A	58 PALM	5:41.55	6 Bancroft, Ann	71 TAOS	2:44.36	10 Harasz, Melissa	56 SPM	2:25.27
13 Rumble, Wilson B	55 DCAC	6:00.00	7 Pohlmann, Mary M	71 SLAM	3:00.01			
14 Raine, Charlie	56 LAPS	6:15.00	8 Dameron, Pam D	70 QMST	3:04.19			
15 Harasz, Philip	57 SPM	7:00.00	9 Detjen, Carol J	71 UC17	3:43.12			
60-64			10 Ricketts, Mary Pat	73 NAM	4:20.00			
1 Davis, Kern M	61 SPM	5:05.42						
2 Stanback, John H	62 CMS	5:10.00						
3 Collier, Scott J	61 AKMS	5:10.38						
4 Bergstrom, Rod	61 GAJA	5:17.42						

2016 Nationwide USMS Spring Nationals
Greensboro Aquatic Center
Meet Program - Sunday

Heat 8 (#41 Women 200 Yard Freestyle)			Heat 14 of 22 Finals			Heat 19 of 22 Finals		
2 Jones, Lisa A	52 PALM	3:04.21	1 Rankin, Alison	44 NCMS	2:40.09	1 Schwartz, Sarah Rachel	28 ROSE	2:30.00
3 Pawlowski, Kathy	54 NCMS	2:35.63	2 Hughes, Megan	42 MINN	2:23.41	2 Dudley, Mariah V	28 VMST	2:18.91
4 Howard, Amy	51 QMST	2:24.94	3 Natkin, Heidi	42 AWJ	2:18.32	3 Clark, Samantha I	26 GAJA	2:12.50
5 Dore, Mary G	52 NCMS	2:22.40	4 Zazella, Jamie	40 PALM	2:17.50	4 Conway, Jessica	28 L4S	2:10.32
6 Fuss, Karen K	50 GSMS	2:22.71	5 Lindquist, Carrie T	40 NCMS	2:13.64	5 Cota, Devon G	25 VMST	2:11.18
7 Jaeger, Debbie K	53 VMST	2:29.87	6 Lawrie, Dawn J	40 SNM	2:15.92	6 Whitehead, Monique L	27 PALM	2:15.00
8 Autissier, Anne-Cecile	51 NEM	2:48.00	7 Bishop, Laura J	43 BUMS	2:18.00	7 McFadden, Katie	28 NCMS	2:30.00
9 Faulkner, Valerie	53 NCMS	3:08.00	8 Lehman, Jessica M	40 UC12	2:19.84	8 Turner, Jesse	23 PALM	2:22.36
Heat 9 of 22 Finals			Heat 15 of 22 Finals			Heat 20 of 22 Finals		
1 Finley, Ann	53 LAPS	2:12.31	1 Kratz, Caroline I	40 NCMS	2:09.51	1 Bofinger, Sarah E	29 COLU	2:05.11
2 Godges, Arlette A	51 CVMM	2:12.00	2 Olson, Ashley C	44 KM	2:09.31	2 Mohorn, Heather D	29 FINS	2:01.47
3 Redfield, Carol A	50 NCMS	2:09.13	3 Bruce, Stacey L	41 PALM	2:08.84	3 Webb, Amy K	29 AWJ	2:00.42
4 Cleavenger, Becky	52 CVMM	2:07.54	4 Crusco, Kysa M	40 NEM	2:05.71	4 O'Donnell-McCarthy, Fiona	29 TOC	1:57.51
5 Rapuano, Lisa O	50 EST	2:05.36	5 Jauernig, Anja	43 BCTM	2:03.21	5 Kastes, Katie C	26 TOC	1:50.00
6 Irish Bostic, Linda	52 PBM	2:07.32	6 Conze, Margaret G	44 L4S	2:05.00	6 Bicek, Adrienne L	25 IM	1:53.08
7 Ditzler, Kristy	51 TXLA	2:07.65	7 Maguire, Rose K	40 REDT	2:07.00	7 Olson, Christine A	25 TOC	2:00.00
8 Elias-Williams, Maria L	51 PALM	2:09.35	8 Gonzalez, Sabra B	40 WHA	2:09.00	8 Bambusch, Hailey	25 OREG	2:01.07
9 Petersen, Charlotte	51 SPM	2:12.00	9 Hindle, Lori D	40 NEM	2:09.39	9 Woodford, Molly	26 WMAC	2:05.05
10 Birnbrich, Beth	52 NAM	2:13.05	10 Lancaster, Jill	42 NEM	2:12.58	10 Shea, Amelia M	25 UC13	2:07.70
Heat 10 of 22 Finals			Heat 16 of 22 Finals			Heat 21 of 22 Finals		
3 Happel, Tracie A	46 WMAC	3:40.00	1 Keto, Alexis D	37 CMS	2:15.88	1 Schroeder, Jade A	23 KAC	2:14.77
4 Steele, Rebekah O	47 NCMS	2:45.00	2 Flesner, Brooke	36 NAM	2:10.00	2 Philbrick, Alexis D	22 ARMS	2:13.72
5 Maynard, Lisa D	46 ARIZ	2:29.55	3 Carson, Emily C	37 NCMS	2:04.62	3 Thane, Alex	23 MICH	2:12.76
6 Lovato, Laura C	46 NCMS	2:33.00	4 Wilson, Lindsay C	39 NCMS	2:01.79	4 Oh, Claire	24 AGUA	2:10.90
7 Riley, Billie	47 NCMS	2:55.00	5 Uhl, Alicia K	39 NCMS	1:59.51	5 Ayala, Claire	23 ISWM	2:10.00
Heat 11 of 22 Finals			Heat 17 of 22 Finals			Heat 22 of 22 Finals		
1 Soraghan, Marilyn L	49 NEM	2:21.45	2 Oberdan, Angelina	30 NCMS	2:55.00	1 Brink, Opal E	21 QMST	2:09.60
2 Cagle, Shannon B	49 PALM	2:20.06	3 Taylor, Alaina	34 ALEX	2:25.59	2 Hagerty, Kelly	24 NCMS	2:04.85
3 Gras Thompson, Beni M	45 VMST	2:18.07	4 Pelczynski, Kathleen	30 NCMS	2:12.00	3 Kerr, Christine R	24 UC14	2:02.50
4 Rogan, Pam W	47 GAJA	2:14.73	5 Snook, Meredith L	34 TPIT	2:09.97	4 Kaywork, Alyson	22 GAJA	1:57.98
5 Dombay, Denise L	49 GERM	2:12.00	6 Yeager, Lauren E	32 SPM	2:10.00	5 Pepper, Elizabeth	22 NCMS	1:57.00
6 Thompson, Amy W	45 TOC	2:14.26	7 Saint-Amour, Roberta C	30 METR	2:16.00	6 Mizerak, Gabrielle M	24 1693	1:57.24
7 Maycock, Cary W	47 NCMS	2:16.35	8 Odonnell, Meghan	33 ROSE	2:33.25	7 Flinn, Rachel	24 NYAC	1:58.40
8 Viersen, Mavis C	48 NAM	2:20.00	Heat 18 of 22 Finals			8 Stipe, Mikkell-Ane	23 TOC	2:03.00
9 Ballenger, Angie	46 NCMS	2:20.32	1 Cox, Allison L	31 PSM	2:08.83	9 Balz, Marielle	24 AGUA	2:09.50
10 May, Jennifer L	47 WMAC	2:21.58	2 Horton, Christina	33 SFTL	2:08.26	10 Herzog, Adrienne R	18 DUCK	2:10.00
Heat 12 of 22 Finals			Heat 19 of 22 Finals			#42 Men 200 Yard Freestyle		
1 Dooley, Katy	49 TXLA	2:10.56	3 Greene, Shannon E	30 1693	2:07.13	Lane Name Age Team Seed Time		
2 Texel, Paula M	45 SPM	2:10.23	4 Williams, Melinda B	34 NEM	2:01.21	Heat 1 of 29 Finals		
3 McPherson, Chris A	48 ENSW	2:07.64	5 Davidoff, Cara	30 TOC	1:58.05	2 Alkoff, Howard	83 CONN	3:30.00
4 Seavall, Kelly J	47 CMS	2:04.28	6 McWilliams, Katie L	32 ALEX	1:59.23	3 Nicholas, David D	80 L4S	3:11.43
5 Gary, Kristin J	48 NYAC	1:59.83	7 Liberty, Laurel M	34 LIB	2:03.57	4 Ascherfeld, Ray	80 GCPS	3:01.32
6 Dawson, Deborah	47 EST	2:04.00	8 Jakubchak, Lindsey N	33 ALEX	2:08.16	5 Bergen, Lee D	82 OCSC	3:12.98
7 Gianniny, Dana	46 ROCH	2:07.50	9 Gauzens, Stephanie	32 ALEX	2:08.36	6 Quinn, Patrick J	85 ADMS	4:44.89
8 LeClair, Dale A	46 HAFL	2:08.59	10 Letendre, Claire A	30 NEM	2:09.90	7 Beach, Robert E	85 SPM	3:16.99
9 Richardson, Kim G	47 CMS	2:10.37				8 Knowles, Percy A	85 SWIF	4:15.06
10 Koehler, Deanna C	46 CVMM	2:11.95						
Heat 13 of 22 Finals								
1 Lovett, Lindsay R	37 1693	2:40.69						
2 Old, Catherine A	38 NCMS	2:33.74						
3 Trom, Kelsey A	37 KAC	2:23.89						
4 Hale, Jennifer M	39 UC15	2:23.52						
5 Cohen, Rachel F	38 REDT	2:32.20						
6 Werner, Kelly	36 BUMS	2:37.56						
7 Warwick, Lisa M	42 PALM	3:34.44						
8 Sega, Ally	43 CONN	2:57.23						
9 Beels, Kendall R	43 RMST	3:16.11						

2016 Nationwide USMS Spring Nationals
Greensboro Aquatic Center
Meet Program - Sunday

Heat 2 (#42 Men 200 Yard Freestyle)

2	Macartney, Norman S	77 NCMS	5:53.19
3	Pinkerton, Rolffs S	77 NCMS	2:53.15
4	Trauber, Ami A	76 SFTL	2:38.00
5	Gosnold, Will D	75 DKTA	2:25.68
6	Wolfe, Artie	76 INDY	2:30.44
7	Hamada, Ahmed G	77 GOLD	2:39.00
8	Cannan, Patrick	75 PBM	3:21.78

Heat 3 of 29 Finals

1	Fritschen, Tom M	60 PSM	2:40.04
2	Miller, Richard N	61 NCMS	2:25.18
3	Munson, Arthur L	63 BUMS	2:18.00
4	Van der Horst, Charles M	64 NCMS	2:20.28
5	Near, Jim B	60 PALM	2:35.23
6	Healy, Martin J	72 WM	2:45.97
7	Walker, Joseph R	74 SNM	2:40.37
8	Mueller, Lawrence W	71 WMAC	2:39.20
9	Welty, Bob	71 DAMM	2:41.43
10	Owens, David	71 UC06	3:15.20

Heat 4 of 29 Finals

1	Hutchings, Dick	74 NEM	2:34.59
2	Corris, Robert B	71 WMAC	2:30.89
3	Kute, Tim E	70 NCMS	2:29.86
4	Willert, Dan T	73 WIND	2:26.50
5	Quiggin, David	71 PBM	2:13.60
6	Daniels, Larry N	70 MAAC	2:24.00
7	Amundsen, Joseph S	70 1776	2:27.01
8	Gilbert, Richard P	70 TAOS	2:30.00
9	Watts, Bill	70 DOG	2:33.40
10	Burson, William W	71 CMS	2:35.20

Heat 5 of 29 Finals

1	Langendorfer, Stephen J	65 BUMS	2:36.84
2	Reichle, Bill	68 BERK	2:32.79
3	Harmon, David C	66 ANCM	2:28.99
4	Seligson, Steve	69 SPM	2:24.50
5	Bertrand, Robert T	67 PBM	2:20.02
6	Gianniny, Bruce	65 ROCH	2:21.00
7	Diel, Bruce N	67 NCMS	2:25.06
8	Laughlin, Terry	65 ADMS	2:31.59
9	Owens, Robert A	69 VCM	2:36.45
10	Borrero, Freddie	69 NCMS	3:03.41

Heat 6 of 29 Finals

1	Couch, Bob E	69 SYSM	2:12.84
2	Bernard, Alan D	66 TAM	2:09.27
3	Oates, David R	65 NEM	2:07.47
4	Bell, Alan	66 PSM	2:06.05
5	Mc Conica, Jim	65 VCM	2:02.13
6	Gruber, Glenn A	66 VCM	2:02.54
7	Walker, Rick B	65 SYSM	2:06.53
8	Boster, Stephen R	65 DAMM	2:09.10
9	Wright, Robert W	65 MOVY	2:12.40
10	Rollins, Bruce W	66 VCM	2:16.43

Heat 7 of 29 Finals

1	Thompson, Frank L	64 MICH	2:16.55
2	McGraw, Dennis D	64 NCMS	2:16.00
3	Chapman, Gerry M	64 NCMS	2:15.00
4	White, Tim	60 NCMS	2:14.49
5	Alexander, Rich	60 LOCO	2:10.00
6	Niemi, Ken	61 GSM	2:11.00
7	Mandel, Barry R	63 WMAC	2:15.00
8	Comfort, Mark S	62 MM	2:15.01
9	Heather, Michael R	61 MVN	2:16.54
10	Purdie, James L	63 NAM	2:17.13

Heat 8 of 29 Finals

1	Knowles, Andy A	61 SWIF	2:07.48
2	Perout, Jeffrey J	63 SYSM	2:06.00
3	Gooding, Jack W	62 ARKM	2:04.21
4	Gilchrist, Donald B	62 NCMS	2:03.58
5	Groselle, Jack R	61 SYSM	1:54.12
6	Thornton, James S	63 1776	2:00.35
7	Fochios, Dean T	62 WMAC	2:04.00
8	Saint-Amour, Craig E	63 AGUA	2:05.10
9	Allen, Tim	62 NEM	2:06.51
10	Toth, Dennis J	61 MICH	2:09.00

Heat 9 of 29 Finals

3	Alkire, Jim A	57 DAMM	2:20.78
4	Stresemann, Michael N	55 PALM	2:15.26
5	Ledwith, Brian J	56 1776	2:15.00
6	Kubicki, Scott	57 TNAQ	2:15.00
7	Rowland, Jim	55 LIB	2:18.00
8	Thomas, Mark	55 UC14	2:35.15

Heat 10 of 29 Finals

1	Shearer, Peter P	55 NCMS	2:12.31
2	Gugino, Douglas A	55 CONN	2:09.00
3	Wuest, Frank C	55 NEM	2:08.10
4	Richey, Steven C	55 MOST	2:04.77
5	Berting, David A	59 NCMS	2:03.73
6	Washburn, Jonathan W	58 NCMS	2:03.88
7	Butler, Michael D	55 HUNT	2:07.00
8	Shipp, Bill	56 UMAC	2:08.50
9	Green, Chip	55 PBM	2:09.40
10	Campbell, Chris	55 MVM	2:14.70

Heat 11 of 29 Finals

1	Sherman, Bill	57 MOVY	2:02.02
2	Hassan, Amro A	56 MEDM	2:00.00
3	Thain, Doug A	56 MTSC	1:58.92
4	Dyer, Andy	57 AWJ	1:57.59
5	Johnson, Eric A	55 REDT	1:56.50
6	Hollett, Peter G	56 NCMS	1:57.39
7	Berryhill, Keith	56 WHA	1:57.84
8	Steinhafel, Mark J	55 WMAC	1:59.22
9	Richardson, Terry	55 ARIZ	2:01.23
10	Menches, Robert C	55 PALM	2:02.13

Heat 12 of 29 Finals

2	Tiedemann, Arthur R	50 WM	2:30.00
3	Billings, Raymond	51 AKMS	2:16.75
4	Byers, James M	54 ROCH	2:11.83
5	Woody, Kevin	52 NCMS	2:08.90
6	Coates, Ed M	50 TXLA	2:11.74
7	Arnholt, Alan T	52 NCMS	2:14.97
8	Jimenez, Carlos A	51 RICE	2:30.00
9	Leiby, Brian E	51 UC17	2:34.40

Heat 13 of 29 Finals

1	Rook, Alan O	53 SPM	2:05.95
2	Procton, Bruce	54 NCMS	2:05.00
3	Roberts, Courtney	53 UC17	2:04.90
4	Mc Ginley, Patrick B	52 ROSE	2:04.18
5	Moon, Matt J	54 NEM	2:02.22
6	Pritchard, Billy R	52 RATS	2:02.42
7	Harrisa, Mark E	53 ALEX	2:04.30
8	Vaughn, David R	51 VMST	2:05.00
9	St. Germain, Eric M	53 MICH	2:05.61
10	Moore, John	54 NCMS	2:08.45

Heat 14 of 29 Finals

1	Smith, Richard C	50 AMS	2:01.59
2	Valley, Eric	54 MOVY	1:59.83
3	Segarra, Rafael G	52 SFTL	1:56.65
4	Barringer, Rob	50 CMS	1:55.35
5	Sfingi, John A	52 SAWS	1:54.87
6	Jones, Brian A	50 NAM	1:55.00
7	Tyler, Bob	53 NEM	1:56.04
8	Fuller, W Scott	50 NCMS	1:58.00
9	Ledger, Clark D	51 LVM	2:00.50
10	Cook, Andy	51 PALM	2:01.90

Heat 15 of 29 Finals

1	Bennett, Dennis	50 IAMA	1:54.05
2	Reul, Andy	52 CONN	1:54.00
3	Pistorio, Tyge	50 NCMS	1:53.80
4	Switzer, Keith M	53 CASC	1:52.00
5	Sims, David E	53 IM	1:45.50
6	Tuchler, Jim	51 IM	1:50.50
7	Segal, William N	51 JAM	1:52.50
8	Van Dyke, Rick P	51 NTXL	1:53.99
9	Birnbrich, Chris L	52 NAM	1:54.00
10	Shaffer, Mike G	50 VCM	1:54.79

Heat 16 of 29 Finals

1	Immer, Kenneth C	41 PALM	2:38.89
2	Bloom, Alex D	43 NCMS	2:15.00
3	Harbourt, Cliff J	43 UC10	2:06.03
4	Catterson, William H	43 NCMS	2:07.00
5	Driscoll, Keith E	41 1693	2:15.00
6	Eaton, Carlton O	49 GAJA	2:13.81
7	Semus, Joe	45 MEDM	2:05.00
8	Ames, Eddie	46 PBM	2:11.00
9	Montague, Jonathan K	46 WHA	3:30.00

**2016 Nationwide USMS Spring Nationals
Greensboro Aquatic Center
Meet Program - Sunday**

Heat 17 (#42 Men 200 Yard Freestyle)

1	Hahn, Darek L	49 JAM	2:02.75
2	Alsberg, Maoz	47 PSM	2:02.01
3	Major, David A	46 NCMS	2:01.95
4	Rainero, Joe	49 PALM	1:59.80
5	Pegram, Steve	47 NCMS	1:59.59
6	Kosofsky, Jaime A	45 NCMS	1:59.70
7	Ingham, Fred	49 PSM	2:00.36
8	Sullivan, Anthony J	47 SPM	2:02.00
9	Lage, Terry L	48 SFTL	2:02.57
10	Quinn, Michael	46 GSMS	2:02.94

Heat 18 of 29 Finals

1	Theroux, Trent	48 NEM	1:59.00
2	Forsyth, Mark A	45 NCMS	1:58.61
3	Vocke, Joe	45 NAM	1:58.00
4	Garland, Robert	46 CMS	1:54.00
5	Fletcher, Jeff H	46 NCMS	1:53.87
6	Kays, David E	48 PSM	1:54.00
7	Kanner, Joey	46 PALM	1:57.95
8	Bailey, Jeff M	49 MICH	1:58.12
9	Cornell, Eric C	46 NCMS	1:58.98
10	Bessire, Brent	47 PBM	1:59.12

Heat 19 of 29 Finals

1	Farrell, Andrew J	45 YCFM	1:52.95
2	Dickson, Kurt F	48 ARIZ	1:50.22
3	Baleka, Siphiwe K	45 MOVY	1:49.86
4	Andersen, Morten	45 NCMS	1:49.48
5	Unruh, Steven L	49 RAM	1:47.01
6	Carroll, Stewart A	46 RAM	1:48.00
7	Benucci, Lorenzo	48 AWJ	1:49.80
8	Cox, Mark	48 RAM	1:50.10
9	Sheldon, Paul	45 CMS	1:52.21
10	Martin, Chris D	49 NCMS	1:53.00

Heat 20 of 29 Finals

1	Bishop, Christopher R	44 BUMS	2:02.00
2	Walter, Joseph M	44 NCMS	2:01.44
3	Baldwin, Craig M	41 RMST	2:00.56
4	Stockwell, Zach	41 CRUZ	2:00.00
5	Fernandez, Stephen H	40 PALM	1:58.39
6	Mitzak, John J	43 NCMS	1:58.63
7	Karren, Kelly S	42 CVMM	2:00.09
8	Gerrard, Sean	43 SPM	2:00.87
9	Bierman, Rob	40 PALM	2:01.57
10	Sadosky, Daniel M	41 NCMS	2:06.00

Heat 21 of 29 Finals

1	Jones, Matt J	44 HUNT	1:57.04
2	Albino, Jorge E	41 SYSM	1:52.33
3	Ohman, Niclas K	41 NEM	1:50.34
4	Van Thielen, Mike	44 YCFM	1:49.92
5	Niemi, Matthew G	42 USF	1:48.14
6	Fletcher, Van	40 NCMS	1:49.23
7	Cole, David C	40 CRUZ	1:49.99
8	Bell, David E	40 CRUZ	1:51.65
9	Halloran, James R	40 O*H*	1:55.19
10	Herman, Eric C	44 SPM	1:57.96

Heat 22 of 29 Finals

2	Gutierrez, Rommy A	30 TNAQ	2:12.83
3	Shaw, Chris	33 UMAC	2:10.00
4	Mark, Doug R	34 AGUA	1:57.24
5	Duguay, Robert E	31 CONN	2:09.33
6	Guerriero, Cesar	34 NCMS	2:12.56
7	Benardot, Jacob L	35 PALM	2:03.09
8	Mohs, Jason P	35 MINN	2:17.00

Heat 23 of 29 Finals

1	Rowe, Edward	37 NCMS	2:01.22
2	Goldberg, Brian	38 AGUA	2:00.00
3	Perschy, Sean K	37 NCMS	1:58.82
4	Brown, Adam R	35 ELG	1:58.51
5	Erdos, Jonathan	35 ASC	1:57.26
6	Goler, Jonathan A	35 SFTL	1:58.00
7	Maurer, Matt	38 PALM	1:58.62
8	Jap, Peter S	37 NAM	1:59.00
9	Miller, Matt	38 OREG	2:00.08
10	Tetzlaff, Maurice	39 WMAC	2:02.02

Heat 24 of 29 Finals

1	Mills, Jamie	39 LIB	1:53.47
2	Jent, Daniel E	38 ALEX	1:52.42
3	Babcock, Andrew	38 WMAC	1:50.75
4	Fiene, Jonathan P	37 UC08	1:49.59
5	Kloppe, William R	35 YCFM	1:48.91
6	Hildebrand, David R	35 TNYA	1:49.50
7	Zeller, Timothy A	37 GYMS	1:49.65
8	Mitchell, Ayinde	36 MICH	1:52.12
9	Brado, Matthew J	36 ALEX	1:53.34
10	Martinko, John C	38 ARMY	1:55.18

Heat 25 of 29 Finals

1	Mendoza, Jon	33 ROSE	1:56.62
2	Wazyzniak, Kenneth J	31 SPM	1:55.72
3	Gerken, Dustin D	31 NAM	1:54.20
4	Hersh, David M	34 FINS	1:49.85
5	Farreny, Kristopher	30 JAM	1:46.35
6	Thrasher, Bradley A	34 NCMS	1:49.54
7	Martin, Matthew J	30 ROSE	1:53.64
8	Penneys, David	33 UCLA	1:55.00
9	Malik, Michael J	34 PALM	1:55.80
10	Limouze, Thomas C	32 FINS	1:57.00

Heat 26 of 29 Finals

2	Catanese, Andrew T	23 GAJA	1:59.00
3	Raze, Kyle C	23 DUCK	1:57.79
4	Pecze, Dominic	23 NAM	1:55.00
5	Buck, Casey C	18 PALM	1:57.00
6	Birnbrich, Luke	19 NAM	1:58.50
7	VanderHorst, Brandon W	24 CGCC	2:06.81
8	Dort, Ian	25 NAM	2:12.00
9	Jackson, Adam	29 ENSW	2:39.18

Heat 27 of 29 Finals

1	Taylor, Tim	29 ALEX	2:07.75
2	Altman-Kurosaki, Jonas Y	27 AGUA	1:58.06
3	Arias, Luis	28 AGUA	1:58.00
4	Eckert, Jonathan	29 SYSM	1:55.00
5	Guiffre, John	26 ARMS	1:54.35
6	Terrell, Jeffrey S	26 UC07	1:54.94
7	Rey, Thomas P	27 NAM	1:56.90
8	Castro, Daniel	25 ROSE	1:58.01
9	Murphy, Davis M	29 NCMS	2:03.72
10	Taylor, Trey	29 NCMS	2:10.08

Heat 28 of 29 Finals

1	Frawley, Robert J	27 NYAC	1:53.56
2	Dunford, Jason E	29 TOC	1:48.00
3	Thies, Will A	26 UC45	1:45.98
4	Loughran, Kyle A	28 1693	1:45.00
5	Vogel, Jake N	28 ASC	1:42.18
6	Vernoia, Michael F	25 NYAC	1:45.00
7	Larin, Ilia	28 MPNY	1:45.26
8	Saeta, Andrew	25 TOC	1:48.00
9	Catlin, Andrew H	27 INDY	1:48.06
10	Sagginario, Joseph	27 OWST	1:54.20

Heat 29 of 29 Finals

1	Loyd, Michael	18 DUCK	1:51.69
2	Pederson, Nicholas	19 PSM	1:49.99
3	Neville, Griffin	22 FAST	1:48.50
4	Wood, Alex S	21 PALM	1:48.00
5	Turner, Austin D	20 UC37	1:46.00
6	Sims, Burke A	24 NYAC	1:46.80
7	Garman, Paul D	24 TOPS	1:48.29
8	North, Andrew J	24 MOVY	1:49.67
9	Flood, Kevin C	23 UC45	1:50.00
10	Hillebrand, Benjamin L	20 PALM	1:52.84

#43 Women 50 Yard Butterfly

Lane	Name	Age	Team	Seed Time
Heat 1 of 23 Finals				
4	Eisele, Barbara M	85	LOCO	1:21.55
5	Waldbaum, Joan B	85	1776	1:06.13
6	Stretch, Nancy	76	TOC	52.36
Heat 2 of 23 Finals				
1	Detjen, Carol J	71	UC17	55.88
2	Kranpitz, Nancy	71	WMAC	41.73
3	Charron, Emma J	71	UC14	39.60
4	Webb, Linda	70	SFTL	41.69
5	Hanna, Nancy B	73	HACM	51.50
6	Schueckler, Leslie	60	BUMS	38.00
7	Gilmore, Cindy	60	DART	36.80
8	Gibbs, Chris R	62	GS	37.94
9	Kaguni, Laurie S	63	MICH	38.78
10	Roark, Frances L	69	AMS	56.76

**2016 Nationwide USMS Spring Nationals
Greensboro Aquatic Center
Meet Program - Sunday**

Heat 3 (#43 Women 50 Yard Butterfly)

1	Schneider, Margo M	68 GAJA	47.54
2	Young, Lydia L	67 CMS	41.98
3	Tyler, A Susan	67 SNM	37.82
4	Gault, Terry Sue M	65 VMST	35.61
5	Davis, Charlotte M	66 PSM	31.00
6	Brown, Dana B	68 PALM	34.64
7	Walsh Beilman, Stephanie	66 1776	35.87
8	Douglass, Marilyn	66 O*H*	38.26
9	Christenson, Candy J	69 WMAC	46.07
10	Jenkins, Elizabeth A	66 TTM	52.22

Heat 4 of 23 Finals

1	Glassman, Debbie A	62 PSM	35.50
2	McKelvey, Christina J	62 NTXL	35.00
3	Wolff, Melinda S	63 1776	34.00
4	Amick, Beverly O	61 NCMS	32.70
5	Morrison, Lynn	61 NTXL	30.67
6	Kryka, Nancy	61 SYSM	32.49
7	Rosener, Karen K	62 CMS	32.99
8	Kirkpatrick-Reno, Nancy	60 CVMM	34.77
9	Maccurdy, Krissy	63 NTXL	35.00
10	Woolslayer, Jeannie L	62 STAR	36.00

Heat 5 of 23 Finals

1	Walters, Suzanne J	45 NAMI	37.51
3	Soraghan, Marilyn L	49 NEM	33.33
4	Maynard, Lisa D	46 ARIZ	34.10
5	Ladd, Laura M	48 ENSW	37.76
6	Peters, Melissa	57 EST	35.00
7	Garnier, Kathy L	55 CMS	35.80
8	Inverso, Kim M	50 1776	47.40

Heat 6 of 23 Finals

1	Tiska, Patty A	56 NCMS	34.32
2	Groselle, Laura L	55 SYSM	33.00
3	Wenzel, Chris	56 PBM	31.39
4	Crowder, Barbara W	58 NCMS	31.18
5	Ganze, Cathy	58 SDSM	30.81
6	Tokayer, Susan	56 WM	30.84
7	Brightwell, Kim M	56 RMST	31.34
8	Jensen, Sue	55 NEM	32.37
9	Stokes, Karin E	55 NEM	33.03
10	Uecker, Anne	55 MESC	34.60

Heat 7 of 23 Finals

1	Weldon, Leslie H	51 MM	36.71
2	Ferry Phillips, Krissy	53 PBM	34.37
3	Clark, Dawn D	51 SPM	33.14
4	Quillen, Diane E	52 NCMS	32.97
5	Zien, Livia L	50 SPM	32.77
6	Kavalauskas, Alita	53 JAMM	32.94
7	Russell, Lee Ann S	53 VMST	33.00
8	Scott, Leslie	51 GS	34.02
9	Morris, Mary K	50 MINN	35.63
10	Boileau, Ute C	53 CMS	37.24

Heat 8 of 23 Finals

1	Smith, Liesl G	51 IM	32.50
2	Jackson, Cissy B	50 MGCM	32.04
3	Miller Caulkins, Karinne A	54 PBM	31.20
4	Birnbrich, Beth	52 NAM	30.30
5	Moore, Carolyn B	54 GS	30.00
6	Redfield, Carol A	50 NCMS	30.16
7	Welting, Lauren K	50 TOC	30.43
8	Koster, Carolyn	54 POST	31.75
9	Fuss, Karen K	50 GSMS	32.12
10	Kellinger, Jenny M	53 VMST	32.61

Heat 9 of 23 Finals

1	Walsh, Sue	54 NCMS	28.80
2	Wolff, Celia	50 NCMS	28.74
3	Dahl, Lisa A	54 PSM	28.50
4	Souther, Carolyn G	52 NCMS	27.00
5	Livingston, Leslie C	54 RAM	26.37
6	Williams, Susan O	50 L4S	26.47
7	Wager, Susan	50 NYAC	28.50
8	Rapuano, Lisa O	50 EST	28.62
9	Godges, Arlette A	51 CVMM	28.78
10	McEachran, Frances T	54 NCMS	30.00

Heat 10 of 23 Finals

1	Tokos- Marcolina, Eve E	47 1776	33.00
2	Gregory, Barbie J	47 VMST	32.79
3	Erington, Emily A	48 ASC	32.28
4	Carter, Eddie C	45 NCMS	32.04
5	Thompson, Amy W	45 TOC	31.80
6	Buzzelli, Tara A	47 YGF	31.85
7	Rossi, Leann M	49 ART	32.19
8	Cagle, Shannon B	49 PALM	32.67
9	Tiedemann, Kate A	47 WM	32.80
10	Dalton, Alicia	46 QMST	33.02

Heat 11 of 23 Finals

1	Moffett, Erica L	46 SFTL	30.80
2	LeClair, Dale A	46 HAFL	30.54
3	Monaghan, Ann S	49 JAM	30.00
4	Westerman, Karen L	48 SPM	29.23
5	Eldridge, Beth	46 MOVY	26.39
6	Cleven, Detra R	47 KAC	28.85
7	Goodale, Rainy M	46 NEM	29.97
8	Cranny, Jennifer R	48 PALM	30.26
9	Wilson, Jamie W	49 PALM	30.68
10	Heil, Michelle E	45 NTXL	31.11

Heat 12 of 23 Finals

1	Stow, Meredith A	37 L4S	39.18
2	Nathan, Anna J	35 MICH	33.18
3	Harris, Kristen S	39 1693	32.27
4	Keto, Alexis D	37 CMS	31.99
5	Cherry, Tammy H	38 NCMS	32.74
6	Jones, Rose	37 NCMS	34.05
7	Warwick, Lisa M	42 PALM	48.88
8	Hughes, Megan	42 MINN	34.47
9	Gitzinger, Jennifer L	41 LIB	35.11
10	Mitchell, Amy K	41 DCAC	51.00

Heat 13 of 23 Finals

1	Ruppel, Laura M	40 CMS	32.71
2	Bishop, Laura J	43 BUMS	32.50
3	Simpson, Shauna M	44 WM	32.23
4	Lancaster, Jill	42 NEM	31.60
5	Lawrie, Dawn J	40 SNM	30.94
6	Zazella, Jamie	40 PALM	31.08
7	Hill, Joy S	40 NCMS	31.77
8	Radtke, Julie	40 ISWM	32.46
9	Williams, Tracy A	43 PBM	32.59
10	Layton, Katie	43 GMUP	33.26

Heat 14 of 23 Finals

1	Lindquist, Carrie T	40 NCMS	30.49
2	Stuart, Julie	42 TNAQ	29.91
3	Broussard, Katie J	41 YCSC	28.82
4	Conze, Margaret G	44 L4S	27.07
5	Braun, Erika L	44 NCMS	25.57
6	Lindauer, Kerry	41 NCMS	26.28
7	Holland, Amy S	44 NCMS	28.00
8	Jauernig, Anja	43 BCTM	29.50
9	Buckley-Kornatz, Jennifer A	44 NCMS	30.29
10	Hindle, Lori D	40 NEM	30.74

Heat 15 of 23 Finals

1	McNerney, Katie L	37 SFM	31.80
2	Glasgow, Ginny Ann	36 POWM	31.14
3	Lindsey, Elizabeth H	38 NCMS	30.72
4	Strobl, Lori C	36 POWM	30.27
5	Howland, Heather A	35 IM	30.11
6	Congdon, Heather B	37 SFTL	30.27
7	Quattropani, LeeAnne	37 NCMS	30.56
8	Schneider, Erin E	37 WMAC	30.80
9	Smith, Rebecca L	39 BUMS	31.50
10	Samson, Vivian L	39 NEM	31.90

Heat 16 of 23 Finals

1	Grier, Katie	37 1693	29.47
2	Carson, Emily C	37 NCMS	28.55
3	Stump, Karen M	37 NCMS	27.75
4	Sturgis, Karen M	37 GS	26.92
5	Warren, Laura	35 UC43	25.90
6	Linke, Lyndsee M	36 CMS	26.24
7	Moro, Erin C	37 PALM	27.50
8	Whitney, Ashley A	36 NASH	27.90
9	Yocum, Kari	38 PALM	29.04
10	Gorman, Maura L	39 NYAC	30.11

Heat 17 of 23 Finals

1	Goldberg, Julie F	31 ANCM	42.00
2	Kavanagh, Lorilee M	32 PALM	35.00
3	Johnson, Julie A	30 UC13	31.63
4	Smith, Nicole M	33 GS	31.59
5	Yoder, Abigail L	34 GSMS	31.25
6	Sacknoff, Nelle R	34 USF	31.62
7	Eades, Elizabeth M	30 NCMS	34.79
8	Trainor, Gabriela	30 L4S	40.00
9	Gonser, Becca N	20 CWST	41.00
10	Leichter, Sarah M	23 NCMS	1:00.00

2016 Nationwide USMS Spring Nationals
Greensboro Aquatic Center
Meet Program - Sunday

Heat 18 (#43 Women 50 Yard Butterfly)

1	Ring, Elizabeth A	31 NCMS	30.74
2	Segovia, Janet M	34 NCMS	30.62
3	Liberty, Laurel M	34 LIB	29.57
4	Schneider, Leah R	31 WMAC	28.00
5	Watanabe, Naoko	33 TOC	26.74
6	Carlson, Megan M	32 INDY	27.18
7	Davidoff, Cara	30 TOC	28.50
8	Medendorp, Amanda J	30 NCMS	29.86
9	Letendre, Claire A	30 NEM	30.69
10	Saint-Amour, Roberta C	30 METR	31.00

Heat 19 of 23 Finals

1	Mundi, Jessica	26 ALEX	37.55
2	Mayer, Meagan J	25 MICH	34.50
3	Clark, Samantha I	26 GAJA	31.00
4	Bambusch, Hailey	25 OREG	30.50
5	Hall, Lindsay G	26 BCTM	30.20
6	Mahaney, Melanie A	25 SVY	30.40
7	Dudley, Mariah V	28 VMST	30.56
8	McFadden, Katie	28 NCMS	34.50
9	Matton, Hannah N	25 NCMS	36.32
10	Price, Amanda A	28 NCMS	40.80

Heat 20 of 23 Finals

1	Gilson, Kristine	28 HRYB	29.78
2	Kosciusko, Caroline D	25 NCMS	29.47
3	Hauser, Ashley M	28 ROSE	28.60
4	Serir, Amina F	26 VMST	28.10
5	Hughes, Christine V	25 TOC	28.00
6	Schmitz, Amanda	26 NCMS	28.00
7	Gobat, Brittany C	25 GAJA	28.49
8	Thompson, Caroline D	28 NCMS	28.89
9	Bowling, Lauren E	26 GAJA	29.57
10	Chang, Grace O	25 BCTM	29.85

Heat 21 of 23 Finals

1	Parsons, Kristina M	25 NYAC	27.89
2	Pratt, Kristen E	26 NYAC	27.34
3	McGraw, Kathleen E	29 TOC	26.81
4	Pisano, CJ	29 PBM	26.29
5	Kastes, Katie C	26 TOC	25.00
6	Ballenger, Marie A	29 TOC	25.96
7	Freundreis, Lauren K	27 ROSE	26.52
8	Munger, Anna R	25 NCMS	27.10
9	O'Donnell-McCarthy, Fiona	29 TOC	27.72
10	Liao, Athena	26 NYAC	27.99

Heat 22 of 23 Finals

1	Sharpe, Anna	24 KM	32.02
2	Shepherd, Bridget E	22 DUCK	32.00
3	Viersen, Campbell M	19 NAM	30.50
4	Huetteman, Audrey	23 DUCK	30.43
5	Thane, Alex	23 MICH	30.09
6	Adams, Laura D	24 ROSE	30.34
7	Schroeder, Jade A	23 KAC	30.50
8	Barnick, Angela	21 PSM	31.29
9	Oei, Melissa	21 USF	32.00
10	Caulfield, Miranda	19 PSM	32.16

Heat 23 of 23 Finals

1	Cook, Caitlin R	24 NCMS	29.99
2	Pedote, Elyssa	23 TOC	29.50
3	Nolte, Jeanette C	24 IM	28.64
4	Tweesmann, Maïke	24 SLAM	26.55
5	Mizerak, Gabrielle M	24 1693	25.59
6	Senko, Anna K	23 TOC	26.00
7	Hagerty, Kelly	24 NCMS	27.71
8	Shaner, Sara	24 1693	28.70
9	Barton, Sarah	21 NCMS	29.58
10	Brundage, Maia	20 BRSM	30.00

#44 Men 50 Yard Butterfly

Lane	Name	Age	Team	Seed	Time
------	------	-----	------	------	------

Heat 1 of 38 Finals

2	Barrett, Steve	82 NCMS	59.00
3	Marchbanks, Jerry L	80 PBM	42.10
4	Lauer, William J	81 TNAQ	40.26
5	Mitchell, Clarke E	83 GAJA	38.49
6	Bailie, Bob	80 WMST	41.00
7	Shechter, Stanley J	83 AGUA	55.25
8	McClow, Richard I	85 IM	49.96
9	Manheim, Frank T	85 RMST	51.98

Heat 2 of 38 Finals

2	Colyer, Bob	77 LOCO	41.78
3	Miller, David W	75 GAJA	40.00
4	Freshley, Mike R	75 ROSE	30.84
5	Shaw, James F	75 RINC	34.00
6	Shearer, Douglas R	75 NEM	40.61
7	Roark, Roland S	68 AMS	40.60
8	Traester, William F	67 CONN	43.52
9	Himwich, Alec	71 NCMS	48.50

Heat 3 of 38 Finals

1	Hale, Art	74 MVN	37.52
2	King, William B	71 CMS	35.80
3	Voorhees, Dayton	70 CMS	35.50
4	Straka, Peter	73 FTYM	30.93
5	Quiggin, David	71 PBM	28.72
6	Burns, Richard	72 TAM	28.80
7	White, Bernard T	72 NCMS	33.58
8	Bergman, John	74 MINN	35.60
9	Iselin, Christian R	72 YCFM	37.51
10	Zamon, Frederick J	74 GMUP	39.42

Heat 4 of 38 Finals

1	Borrero, Freddie	69 NCMS	36.00
2	Grass, Greg M	65 UC15	33.11
3	Reichle, Bill	68 BERK	32.32
4	Haywood, Henry D	67 NCMS	31.56
5	Meyerhoff, Rick	69 TAM	30.91
6	Lintz, Steve	65 SNM	31.50
7	Palmer, Bill S	65 MICH	32.25
8	Genter, Robert S	65 UC33	32.90
9	Pot, Eugene T	65 BUMS	34.38
10	Weiner, H R	66 WMAC	37.00

Heat 5 of 38 Finals

1	Solomon, David L	67 SFTL	30.57
2	Youtt, George R	67 BUMS	29.40
3	Hazen, John	65 ENSW	28.45
4	DeWitt, Peter	65 DLMA	28.07
5	Gruber, Glenn A	66 VCM	27.78
6	Day, Lawrence J	65 MICH	27.80
7	Boster, Stephen R	65 DAMM	28.30
8	McPherson, Andrew M	69 DAM	28.75
9	Cothren, Jack	66 BUMS	29.65
10	Oates, David R	65 NEM	30.70

Heat 6 of 38 Finals

1	DeRoode, Bob	60 SLAM	40.00
2	Knopf, Glenn	60 SLAM	36.00
3	Finan, Douglas S	60 NCMS	33.00
4	Thompson, James P	61 TNAQ	32.20
5	Van der Horst, Charles M	64 NCMS	31.22
6	Lindholm, Larry	61 NCMS	31.57
7	Umholtz, Ken	64 OJAI	32.56
8	Schmitz, Bob L	63 NCMS	33.05
9	Van Horn, Larry	62 GSM	39.35

Heat 7 of 38 Finals

1	Fuller, Paul W	62 NEM	31.00
2	Plencner, Bob R	63 NEM	30.64
3	Klope, Chet	60 GSM	29.97
4	Freeman, Stephan J	60 SPM	29.79
5	White, Tim	60 NCMS	29.48
6	Toll, Alan E	61 NCMS	29.76
7	Battistini, Rick A	62 NEM	29.91
8	Chapman, Gerry M	64 NCMS	30.46
9	Miller, Richard N	61 NCMS	30.88
10	Paushter, Stephen L	64 BUMS	31.15

Heat 8 of 38 Finals

1	Allen, Tim	62 NEM	28.55
2	Heather, Michael R	61 MVN	28.37
3	Clark, Victor L	60 SLAM	28.30
4	Natali, David	61 TPIT	28.00
5	Tudor, Louis S	60 VMST	27.78
6	Von Hoffmann, Gerard	60 NOVA	28.00
7	Saint-Amour, Craig E	63 AGUA	28.30
8	Gooding, Jack W	62 ARKM	28.35
9	Schatz, Gary	61 RICE	28.43
10	Gutowski, Mark	60 ANBM	28.56

Heat 9 of 38 Finals

1	Kelsoe, Robert	62 NTXL	27.55
2	Van Boer, Eric D	61 RHMS	27.31
3	Crowder, Robert T	60 NCMS	27.00
4	Lindstedt, David P	60 LAPS	26.20
5	Graham, Donald	61 PSM	25.25
6	Martin, Doug	62 ARKM	26.00
7	Hague, David J	62 UC43	26.75
8	Williams, Bruce F	62 RICE	27.10
9	Puhse, Neil	60 SFTL	27.50
10	Alderson, Pat	64 GSMS	27.75

**2016 Nationwide USMS Spring Nationals
Greensboro Aquatic Center
Meet Program - Sunday**

Heat 10 (#44 Men 50 Yard Butterfly)

2	Bailie, Chuck	57 WMST	34.19
3	Batman, John	58 MEDM	32.00
4	Michaels, Charles F	57 MOST	30.76
5	Martinez, Hector D	58 WOW	30.00
6	Kowalski, David C	55 NCMS	30.04
7	McGinty, Michael N	58 PALM	31.08
8	Rowland, Jim	55 LIB	33.00

Heat 11 of 38 Finals

1	Shipp, Bill	56 UMAC	29.70
2	Watkins, Doug	55 PPSL	29.48
3	McKinnon, Bill	55 TNAQ	29.09
4	Griffin, Jim	58 1693	28.94
5	Brosius, John D	56 PBM	28.75
6	Conde, Mario A	55 SCAQ	28.80
7	Bergman, Michael T	55 UC17	29.06
8	Green, Chip	55 PBM	29.30
9	Reuning, Peter R	56 UC45	29.49
10	Buck, Billy	55 PALM	29.85

Heat 12 of 38 Finals

1	Clark, Nelson	55 NCMS	28.20
2	Singletary, Henry P	55 NCMS	28.08
3	Butler, Michael D	55 HUNT	28.00
4	Shake, Joe	57 CAT	27.75
5	Greve, Ted A	58 NCMS	27.40
6	McFarland, James A	56 NCMS	27.50
7	Hall, James	55 HUNT	27.97
8	Grzeszczak, John S	57 HAFL	28.06
9	Moreno, Al	57 PBM	28.10
10	Sherman, Bill	57 MOVY	28.28

Heat 13 of 38 Finals

1	Fisher, Dennis E	56 NAM	26.60
2	Stephenson, Kyle	55 MOVY	26.30
3	Soltys, Ted J	55 IM	25.50
4	Golden, Larry	55 ARKM	24.80
5	Kone, Bruce C	58 RICE	24.13
6	Carter, Paul V	58 TOC	24.50
7	Kelca, Brian E	55 LAPS	25.50
8	Berry, David D	56 MATT	26.11
9	Klein, Jonathan E	58 NCMS	26.35
10	Stultz, Todd W	56 SYSM	27.11

Heat 14 of 38 Finals

2	Wagner, Karl	49 DCAC	30.48
3	Ames, Eddie	46 PBM	29.42
4	Hawkins, Seth C	45 NCMS	28.80
5	Marcy, Matthew A	48 UMAC	29.00
6	Purves, Todd	46 UC13	29.46
7	Haberstich, Brian	49 IM	38.95
8	Ramirez-Marquez, Alister	51 AGUA	50.00

Heat 15 of 38 Finals

1	Blavatnik, Alex	51 SFTL	29.00
2	Sieben, Christopher D	52 MINN	28.94
3	King, Ian E	53 GAJA	28.57
4	Hancock, Thomas	52 KAC	28.54
5	Hopkins, Mark	53 NCMS	28.40
6	Milburn, David	54 MATT	28.42
7	Rook, Alan O	53 SPM	28.56
8	Coates, Ed M	50 TXLA	28.78
9	Bacon, James B	54 ADMS	28.95
10	Dalpiaz, Steve R	50 GSMS	31.41

Heat 16 of 38 Finals

1	Reeve, Brian C	53 NCMS	28.25
2	Johnson, Tim	51 VMST	28.14
3	Wyckoff, Benjamin W	51 CONN	27.50
4	Cook, Andy	51 PALM	27.30
5	McGuire, James W	51 SVY	27.19
6	Power, Scott	53 TBAY	27.27
7	Boileau, Mike	54 CMS	27.43
8	Moore, John	54 NCMS	27.86
9	Potter, Thomas P	53 GAJA	28.20
10	Smith, Richard C	50 AMS	28.35

Heat 17 of 38 Finals

1	Ledger, Clark D	51 LVM	27.12
2	Bergen, Doug	52 OCSC	27.00
3	Petrov, Konstantin Y	52 MPNY	26.74
4	Smith, Jerry L	50 RATS	26.47
5	Jennings, Bob	50 NCMS	25.97
6	Jones, Brad	50 PSM	26.10
7	Gordon, Matthew H	52 CONN	26.60
8	Hollett, Stephen	52 UC55	26.83
9	Ekman, Evan F	51 NCMS	27.11
10	McCool, Michael J	53 GAJA	27.14

Heat 18 of 38 Finals

1	Van Dyke, Rick P	51 NTXL	25.79
2	Jimenez, Carlos A	51 RICE	25.55
3	Peschel, Keith D	50 SMST	25.27
4	Segal, William N	51 JAM	25.00
5	Dixon, Glenn S	51 MOVY	24.90
6	Evans, Jeffrey P	50 SVY	24.90
7	Stewart, Henry D	52 NCMS	25.15
8	Christensen, Kurt A	50 MICH	25.51
9	Beatty, Dan C	50 GAJA	25.70
10	Bitzenhofer, Mike A	51 NCMS	25.83

Heat 19 of 38 Finals

1	Elizondo, Bill	48 RAM	28.29
2	Hahn, Darek L	49 JAM	28.15
3	Mugford, Stephen A	49 NEM	28.00
4	Alsberg, Maoz	47 PSM	28.00
5	Sever, Michael	45 NCMS	27.78
6	Goedecke, Mark A	45 PALM	27.98
7	Mahmoud, Tamer H	47 EGY	28.00
8	McGrath, Jim G	47 NCMS	28.11
9	Fadely, Lewis R	46 NCMS	28.20
10	Jaffe, Robert A	45 NCMS	28.33

Heat 20 of 38 Finals

1	Theroux, Trent	48 NEM	27.50
2	Clear, Kirk W	48 VMST	27.29
3	Hilton, Robert	47 ROCH	26.93
4	Robling, Steve W	46 NCMS	26.64
5	Bessire, Brent	47 PBM	26.42
6	Bailey, Jeff M	49 MICH	26.51
7	Doolittle, John W	46 SPM	26.68
8	Torres, Mark	46 NCMS	27.00
9	Kosofsky, Jaime A	45 NCMS	27.35
10	Delgado, Francisco	48 SPW	27.58

Heat 21 of 38 Finals

1	Niemeyer, Charles (Chuck) J	48 NCMS	26.03
2	Cornell, Eric C	46 NCMS	26.03
3	Schaetz, Daniel J	45 WMAC	26.00
4	Lindahl, Lennart	46 PBM	25.93
5	Kroupa, Andy S	47 YCFM	25.78
6	Sangmeister, Gary	45 SVY	25.80
7	Kitzman, Scott A	46 PBM	25.99
8	Blaze, Cliff F	45 NYAC	26.00
9	Sheldon, Paul	45 CMS	26.03
10	Pegram, Steve	47 NCMS	26.33

Heat 22 of 38 Finals

1	O'Leary, Shawn B	46 MESC	25.29
2	Beach, Christopher E	46 PBM	24.86
3	Moran, Marty	49 MINN	24.38
4	Beatty, Mark S	47 GAJA	24.00
5	Unruh, Steven L	49 RAM	23.66
6	Rees, Greg	46 SVY	23.91
7	Torres, Todd	47 NCMS	24.16
8	Doane, Michael P	45 UMAC	24.50
9	Fletcher, Jeff H	46 NCMS	25.28
10	Mehok, George K	48 SYSM	25.41

Heat 23 of 38 Finals

1	Steinmuller, John S	42 UC07	33.00
2	Su, Billy	42 NCMS	30.00
3	Avant, O'Malley	44 PALM	29.59
4	Brassil, Dan	43 HAFL	29.11
5	Hinck, Todd	43 NEM	28.87
6	Guillen, Brian D	40 PSM	28.91
7	Gawriljuk, Douglas	44 PBM	29.21
8	Czarnowski, John M	44 NCMS	29.66
9	Lindquist, Michael R	40 NCMS	32.50
10	Immer, Kenneth C	41 PALM	46.36

Heat 24 of 38 Finals

1	Rager, Ryan M	41 SPM	27.94
2	Driscoll, Keith E	41 1693	27.75
3	Graham, David C	41 NEM	27.69
4	Andreev, Valeri Y	43 UC41	27.61
5	Bingaman, Cory S	41 ALEX	27.34
6	Decker, John R	41 GYMS	27.44
7	Eason, Marc T	44 NCMS	27.63
8	Roberts, David	44 CRUZ	27.73
9	Schreiber, Tim	44 YSF	27.77
10	Folan, Matthew H	43 GAJA	28.75

**2016 Nationwide USMS Spring Nationals
Greensboro Aquatic Center
Meet Program - Sunday**

Heat 25 (#44 Men 50 Yard Butterfly)

1	Walter, Joseph M	44 NCMS	27.19
2	Gerrard, Sean	43 SPM	27.09
3	LaMastra, James A	40 O*H*	26.90
4	Harbourt, Cliff J	43 UC10	26.73
5	Zilch, Kurt E	43 PBM	26.33
6	Flynn, Robert	41 NCMS	26.62
7	Anderson, Brian B	44 SWOM	26.79
8	Catterson, William H	43 NCMS	27.00
9	Baldwin, Craig M	41 RMST	27.12
10	Mitzak, John J	43 NCMS	27.23

Heat 26 of 38 Finals

1	Black, Alex	41 NCMS	25.91
2	Jones, Matt J	44 HUNT	25.56
3	Shanks, Doug	40 VMST	25.54
4	Apple, Jonathan	40 NAM	25.10
5	Karren, Kelly S	42 CVMM	24.99
6	Warren, Greg	44 NCMS	25.00
7	Goodison, Michael R	44 UMAC	25.41
8	Williams, Rich	40 1693	25.56
9	Harrison, Stephen A	40 PALM	25.68
10	Stockwell, Zach	41 CRUZ	26.00

Heat 27 of 38 Finals

1	Ohman, Niclas K	41 NEM	24.58
2	Vazquez, Jorge L	42 SFTL	24.50
3	Juiris, Peter C	42 UC21	24.34
4	West, Steve	44 NOVA	24.22
5	Jacobson, Brian L	42 MINN	23.84
6	Williams, Ryan D	42 SFTL	23.87
7	Marus, Joseph J	40 UC13	24.30
8	Fletcher, Van	40 NCMS	24.36
9	Pearson, Johnnie A	42 SYSM	24.51
10	Glass, Mark W	41 NTXL	24.77

Heat 28 of 38 Finals

3	Goldberg, Brian	38 AGUA	27.80
4	Lotano, Daniel	35 PBM	27.50
5	Zheng, Jiang	38 NCMS	27.43
6	Machinist, Scott	35 NEM	27.44
7	Benardot, Jacob L	35 PALM	27.59
8	Rosenberg, James E	39 L4S	27.80

Heat 29 of 38 Finals

1	Mills, Jamie	39 LIB	27.12
2	ErDOS, Jonathan	35 ASC	26.38
3	Asti, Trevor	38 MICH	26.02
4	Jap, Peter S	37 NAM	26.00
5	Medendorp, Mark A	38 NCMS	25.42
6	Perschy, Sean K	37 NCMS	25.99
7	Goler, Jonathan A	35 SFTL	26.00
8	Field, David W	37 NCMS	26.32
9	Jent, Daniel E	38 ALEX	26.47
10	Flemming, Stephen R	35 UC15	27.25

Heat 30 of 38 Finals

1	Werner, David F	37 BUMS	25.09
2	Mitchell, Ayinde	36 MICH	24.90
3	Lovett, Michael	38 1693	24.41
4	Greenwood, Scott C	38 TOC	23.90
5	Doak, Kevin	35 MICH	22.85
6	Babcock, Andrew	38 WMAC	23.60
7	George, Nathan D	36 DCM	24.20
8	Dallamura, Scott J	37 NCMS	24.48
9	Gilchrest, Allen	39 GAJA	25.00
10	Holsman, Trent T	35 TOC	25.24

Heat 31 of 38 Finals

3	Magazine, Andrew	25 SKY	27.36
4	Acosta, Joel A	27 SFTL	26.75
5	Tudor, Nicholas J	26 VMST	25.99
6	Lebost, Daniel J	29 PBM	26.63
7	Garcia, Luis	27 ASCM	27.00
8	Gutierrez, Rommy A	30 TNAQ	29.41

Heat 32 of 38 Finals

1	Wu, Jim	34 BCTM	28.05
2	Coughlan, Owen A	30 BCTM	27.30
3	Pichardo, Jeffrey	33 SFTL	27.19
4	Zambrano, Juan M	34 NCMS	26.20
5	Miller, Joshua S	30 NAM	25.89
6	Byrne, Doug	34 YCSC	25.93
7	Wilson, Todd M	30 PBM	26.68
8	Mark, Doug R	34 AGUA	27.27
9	Guerriero, Cesar	34 NCMS	27.34
10	Szymanski, Filip M	30 BCTM	28.46

Heat 33 of 38 Finals

1	Scott, Rick W	31 NCMS	25.68
2	Colvert, Brian	32 CMS	24.72
3	Yatagan, Halil B	34 PALM	24.50
4	Rapp, Larry J	31 SMS	24.37
5	Gans, Egan	30 TOC	23.76
6	Burris, William G	33 YCFM	24.07
7	Demand, Andrew K	33 ASC	24.43
8	Gerken, Dustin D	31 NAM	24.66
9	Cuellar, Sebastian	31 SFTL	24.73
10	Thrasher, Bradley A	34 NCMS	25.80

Heat 34 of 38 Finals

1	Vernoia, Michael F	25 NYAC	25.00
2	Yan, Hank	27 TOC	24.92
3	Talmadge, Matthew S	26 TOC	24.91
4	Sherrier, Matthew C	26 PALM	24.47
5	Jones, Flynn	26 NCMS	24.25
6	Mayfield, Paul D	27 NCMS	24.35
7	Fachin, Andre A	26 GSMS	24.71
8	Stephens, Scott M	28 YCSC	24.92
9	Sauter, Trace U	27 NCMS	25.00
10	Sagginario, Joseph	27 OWST	25.48

Heat 35 of 38 Finals

1	Webb, Cameron	29 ART	24.01
2	Saeta, Andrew	25 TOC	23.87
3	Harris, Matthew L	28 CRAB	23.58
4	Dunford, Jason E	29 TOC	23.00
5	Gallagher, Kevin C	28 1693	22.65
6	Newell, Rob H	26 TOC	23.00
7	Smit, Daniel A	25 NYAC	23.50
8	Bimbrich, Andrew	26 NAM	23.72
9	Ferguson, Kevin	25 TOC	24.00
10	Thies, Will A	26 UC45	24.15

Heat 36 of 38 Finals

2	Tonellato, Michael A	19 CWST	36.67
3	Davidson, Patrick J	23 NCMS	27.45
4	Wood, Alex S	21 PALM	27.00
5	Harvison, Matthew H	20 DUCK	26.74
6	Dahlgren, Bryan W	22 CWST	27.00
7	Raze, Kyle C	23 DUCK	27.12
8	Schmidt, Conor B	20 CWST	30.00

Heat 37 of 38 Finals

1	Buck, Casey C	18 PALM	26.00
2	Dole, Andrew H	20 NCMS	25.60
3	Ksebatii, Fares	24 MICH	25.49
4	Conner, Herman E	22 MICH	24.20
5	Layton, Marcus T	21 PALM	24.00
6	Morris, Wilfred R	24 MOST	24.00
7	Tudor, Shane A	22 VMST	24.50
8	Highfill, Austin	23 VMST	25.50
9	Shu, Jack	23 ARMS	25.60
10	Lindholm, Kyle	23 UC13	26.02

Heat 38 of 38 Finals

1	North, Andrew J	24 MOVY	23.85
2	Reid, Jordan W	23 PSM	23.34
3	Davis, Cole W	23 TOC	23.20
4	Hurko, Matt	24 TOC	23.00
5	Bimbrich, Zachary T	24 NAM	22.09
6	Destree, Nathan M	24 VMST	22.40
7	Treadway, Tyler C	24 UC13	23.00
8	Honeycutt, Chase	21 NAM	23.30
9	Bryan, Mason T	18 GSMS	23.80
10	Flood, Kevin C	23 UC45	24.00

#45 Women 200 Yard Backstroke

Lane	Name	Age	Team	Seed Time
------	------	-----	------	-----------

Heat 1 of 15 Finals

1	Blackwell, Ceil W	75 NCMS	4:03.00
2	Schreiner, Beth	75 VMST	3:30.00
3	Henry, Lorna G	75 KM	3:24.68
4	Jebe, Margit H	77 T2NM	3:28.00
5	Griffin, Joan	78 ADMS	4:00.05
6	Katz, Jane	73 AGUA	3:47.50
7	Pohlmann, Mary M	71 SLAM	3:14.75
8	Foley, Carolyn	72 PBM	3:45.64
9	Arnold, Tita W	74 SKY	4:00.00
10	Edelbaum, Donna	82 MESC	4:39.00

2016 Nationwide USMS Spring Nationals
Greensboro Aquatic Center
Meet Program - Sunday

Heat 2 (#45 Women 200 Yard Backstroke)

1	Watson, Lisa L	62 GAJA	3:40.05
2	Gibbs, Chris R	62 GS	3:24.58
3	Falcigno, Pamela M	60 SFTL	3:05.00
4	Kirkpatrick-Reno, Nancy	60 CVMM	3:00.63
5	Leous, Glenna R	62 NIAG	3:00.50
6	Vanderfleet-Scott, Jill A	61 NCMS	3:01.78
7	Guins, Ann H	62 SYSM	3:15.89
8	Call, Nancy A	62 TAOS	3:30.00
9	Dusenbury, Lynn M	67 MOST	4:13.72
10	Stockwell, Teddy	67 PALM	4:17.13

Heat 3 of 15 Finals

1	Young, Lydia L	67 CMS	3:36.30
2	Korsedal, Susan D	65 UTAH	3:22.58
3	McDowell, Teresa W	65 SLAM	3:17.94
4	Barry, Marcia L	67 VMST	3:06.02
5	McCloskey, Cecilia D	66 1776	2:37.00
6	Douglass, Marilyn	66 O*H*	3:04.03
7	Schneider, Margo M	68 GAJA	3:14.49
8	Ventura, Rosa V	68 SFTL	3:20.00
9	Casey, Kathrine J	67 PSM	3:29.94
10	Parsons, Donna	66 NCMS	3:55.00

Heat 4 of 15 Finals

1	James, Katy	60 ARIZ	2:58.00
2	Larson, Linda L	60 SFTL	2:52.14
3	Munger, Dot	64 NCMS	2:50.00
4	Einsidler, Karen L	60 AGUA	2:45.00
5	Val, Laura B	64 TAM	2:32.00
6	DeMere, Susan D	60 GS	2:40.29
7	Gilmore, Cindy	60 DART	2:48.89
8	Dougherty, Mindy M	63 MVN	2:52.09
9	Tourtual, Dorothy M	64 BUMS	2:53.45
10	Wilson, Debbie R	62 NCMS	2:59.77

Heat 5 of 15 Finals

2	Pawlowski, Kathy	54 NCMS	3:08.36
3	Hallman-Kenner, Cathy L	50 PALM	2:59.94
4	Jaeger, Debbie K	53 VMST	2:49.55
5	Barrell, Sharon M	54 NCMS	2:55.00
6	Irawan, Yuni	52 NITR	3:06.42
7	Cook, Sally A	54 ROSE	3:34.49
8	Menches, Lynn W	55 PALM	3:00.24

Heat 6 of 15 Finals

1	Burlingame, Sharon M	59 TNAQ	2:50.04
2	Uecker, Anne	55 MESC	2:47.07
3	Meyer, Marguerite	57 TOC	2:40.00
4	Oliver, Karen M	56 OACM	2:31.00
5	Courtney, Zena H	56 PSM	2:23.65
6	Bailey, Monica M	55 NITL	2:25.00
7	Brown, Denise H	56 MICH	2:37.93
8	Alioto, Laurie J	58 WMAC	2:40.25
9	George, Constance	55 TTEX	2:49.32
10	Burton, Tamara	57 PBM	2:52.87

Heat 7 of 15 Finals

1	Cleavenger, Becky	52 CVMM	2:47.93
2	Finley, Ann	53 LAPS	2:42.00
3	Vanderpoel, Nicole L	51 CMS	2:36.57
4	Petersen, Charlotte	51 SPM	2:35.00
5	Klestinec, Robin L	54 NAM	2:28.00
6	Saucy, Stephanie A	52 1776	2:28.85
7	Howard, Amy	51 QMST	2:35.12
8	Elias-Williams, Maria L	51 PALM	2:41.73
9	Delorey, Laura E	53 NEM	2:42.50
10	Harrill, Kiran C	50 NCMS	2:48.59

Heat 8 of 15 Finals

3	Lovato, Laura C	46 NCMS	2:43.00
4	Gregory, Barbie J	47 VMST	2:40.00
5	Richardson, Kim G	47 CMS	2:36.27
6	Pasterczyk, Christine	49 NEM	2:39.46
7	Lassen, Megan M	45 SFTL	2:40.57
8	Kinugawa, Carla	48 SFTL	3:18.00

Heat 9 of 15 Finals

1	Dooley, Katy	49 TXLA	2:30.07
2	Gianniny, Dana	46 ROCH	2:29.00
3	McPherson, Chris A	48 ENSW	2:24.43
4	Texel, Paula M	45 SPM	2:19.86
5	Gary, Kristin J	48 NYAC	2:08.76
6	Tate, Holly	48 TMAT	2:16.25
7	Davidson, Michelle L	45 GSM	2:23.59
8	Moffett, Erica L	46 SFTL	2:27.34
9	Monaghan, Ann S	49 JAM	2:30.00
10	Meredith, Sara L	47 NCMS	2:32.00

Heat 10 of 15 Finals

2	Volz, Kristin R	42 SFTL	4:10.77
3	Whitworth, Katie K	41 NCMS	2:39.04
4	Lancaster, Jill	42 NEM	2:32.50
5	Plotz-Saribalas, Amy M	43 NAM	2:13.93
6	Limke, Tobi L	41 EST	2:15.04
7	Olson, Ashley C	44 KM	2:36.23
8	Kopp, Melanie A	40 NAM	2:45.00

Heat 11 of 15 Finals

1	Giffin, Meghan J	37 ROSE	2:50.81
2	Kays, Amelia B	36 ALEX	2:37.75
3	Old, Catherine A	38 NCMS	2:32.80
4	Yocum, Kari	38 PALM	2:23.12
5	Mihalik, Jennifer	37 AMS	2:06.58
6	Roddin, Julie	39 ANCM	2:22.93
7	Goodwin, Laura B	38 NCMS	2:24.31
8	Smith, Rebecca L	39 BUMS	2:33.50
9	Trom, Kelsey A	37 KAC	2:41.74

Heat 12 of 15 Finals

2	Joiner, Elizabeth T	31 1693	2:30.00
3	Gauzens, Stephanie	32 ALEX	2:28.09
4	Cox, Allison L	31 PSM	2:27.19
5	Watanabe, Naoko	33 TOC	2:08.51
6	McGrail, Crystie	31 GBM	2:24.05
7	Braniecki, Ashley L	30 O*H*	2:27.23
8	Kelly, Kaymee	31 GSMS	2:29.61
9	Maine, Laura C	32 BARR	2:40.22

Heat 13 of 15 Finals

1	Vayda, Shannon E	27 ALEX	3:03.95
2	Schwartz, Sarah Rachel	28 ROSE	2:45.00
3	Sciaccia, Krysten M	28 BCTM	2:31.97
4	Shea, Amelia M	25 UC13	2:25.53
5	Schauwecker, Jessica L	26 FAST	2:12.80
6	Ballard, Jessica	27 PALM	2:17.38
7	Woodford, Molly	26 WMAC	2:30.27
8	Deschler, Jennifer A	26 NCMS	2:36.84
9	Pulliam, Jenny	29 PALM	2:48.40
10	Baldwin, Tricia A	25 SKY	3:36.97

Heat 14 of 15 Finals

3	Bartley, Sarah L	24 GSMS	2:45.67
4	Miller, Jenna L	24 GSMS	2:33.00
5	Cook, Caitlin R	24 NCMS	2:30.99
6	Turner, Jesse	23 PALM	2:32.01
7	Edwards, Kayla A	23 PALM	2:42.07

Heat 15 of 15 Finals

1	Sheafor, Tirion L	21 NCMS	2:23.99
2	Nievergelt, Hailey B	22 PALM	2:22.55
3	Rossi, Ashley	24 UC17	2:18.43
4	Pedote, Elyssa	23 TOC	2:12.00
5	Senko, Anna K	23 TOC	2:04.03
6	Flinn, Rachel	24 NYAC	2:09.40
7	Stipe, Mikkell-Ane	23 TOC	2:15.00
8	Brink, Opal E	21 QMST	2:21.91
9	Sheafor, Haley E	21 NCMS	2:22.99
10	Cobb, Elizabeth M	20 DUCK	2:30.00

#46 Men 200 Yard Backstroke

Lane	Name	Age	Team	Seed Time
------	------	-----	------	-----------

Heat 1 of 17 Finals

1	Thayer, George D	80 OREG	3:35.45
2	Mitchell, Clarke E	83 GAJA	3:21.03
3	Ascherfeld, Ray	80 GCPS	3:19.34
4	Good, Larry A	82 SLAM	3:20.18
5	Oyakawa, Yoshi	82 O*H*	3:33.30
6	Learmonth, William R	76 O*H*	3:31.98
7	Wolfe, Artie	76 INDY	2:58.46
8	Pinkerton, Rolffs S	77 NCMS	3:21.00
9	Medici, John C	78 O*H*	3:38.00

Heat 2 of 17 Finals

1	Osborne, Oz	70 ELG	3:25.54
2	Healy, Martin J	72 WM	3:21.23
3	Bergman, John	74 MINN	3:06.80
4	Roddin, Hugh J	74 ANCM	2:54.68
5	Burns, Richard	72 TAM	2:28.50
6	Welty, Bob	71 DAMM	2:50.82
7	Brundage, Warner F	73 BRSM	3:01.40
8	Kremer, James N	70 CMS	3:07.00
9	Callen, Russ	72 GAJA	3:21.28
10	Meyer, Gerald H	71 O*H*	3:53.93

**2016 Nationwide USMS Spring Nationals
Greensboro Aquatic Center
Meet Program - Sunday**

Heat 3 (#46 Men 200 Yard Backstroke)

1 Akbar, Clyde	68 SFTL	7:18.00
2 Murray, Mike	65 WMAC	3:26.45
3 Farmer, Michael W	68 ROSE	3:16.12
4 Pillmore, Bill	68 NCMS	2:53.24
5 Pot, Eugene T	65 BUMS	2:50.99
6 Revenaugh, Kelly C	65 MICH	2:59.55
7 Delair, Stan R	66 GAJA	3:19.29
8 Brown, Paul P	65 ELG	3:57.58
9 Campbell, Chris	55 MVM	2:42.36

Heat 4 of 17 Finals

1 Scott, Robert M	69 NCMS	2:50.00
2 Cothren, Jack	66 BUMS	2:44.45
3 Kornblatt, Daniel S	66 BUMS	2:36.28
4 Reid, Joe	67 GAJA	2:32.23
5 Mc Conica, Jim	65 VCM	2:16.72
6 Bell, Alan	66 PSM	2:26.24
7 Brzezinski, Jay	69 PALM	2:33.00
8 Glidden, Chip	65 MOVY	2:37.07
9 Lawrie, Jim	69 SNM	2:45.95
10 Parsons, Roger L	68 PBM	2:50.80

Heat 5 of 17 Finals

1 Forgione, David J	61 MICH	4:47.17
2 Sokolow, Steven P	60 AGUA	3:00.00
3 Klope, Chet	60 GSM	2:45.32
4 Finan, Douglas S	60 NCMS	2:42.00
5 McGraw, Dennis D	64 NCMS	2:43.00
6 Stretch, James J	64 PSM	2:45.75
7 Umholtz, Ken	64 OJAI	3:05.48
8 Deppe, Tom W	58 VMST	2:28.12
9 Hathaway, David	55 OREG	2:28.05
10 Clark, David L	58 WMAC	2:33.61

Heat 6 of 17 Finals

1 Thompson, Frank L	64 MICH	2:38.47
2 Natali, David	61 TPIT	2:35.00
3 Niemi, Ken	61 GSM	2:29.00
4 Collier, Scott J	61 AKMS	2:27.45
5 Bergstrom, Rod	61 GAJA	2:25.73
6 Nixon, John L	60 SPM	2:26.91
7 Bright, David	63 NEM	2:28.00
8 Comfort, Mark S	62 MM	2:29.15
9 White, Warren A	61 GS	2:35.96
10 Millholland, Carl D	63 WMAC	2:41.00

Heat 7 of 17 Finals

1 Hamilton, Berry	63 NTXL	2:25.00
2 Schatz, Gary	61 RICE	2:22.96
3 Shead, Timothy M	63 SFTL	2:19.05
4 Perout, Jeffrey J	63 SYSM	2:16.00
5 Barton, Tom	60 NTXL	2:09.73
6 Djang, Philipp A	61 SFTL	2:15.00
7 Stanback, John H	62 CMS	2:18.90
8 Ockerman, Jeff	61 NASH	2:20.50
9 Graham, Donald	61 PSM	2:24.52
10 Williams, Bruce F	62 RICE	2:25.00

Heat 8 of 17 Finals

1 Burkholder, Kirby W	55 PALM	2:26.51
2 Keating, Raymond G	56 VMST	2:25.00
3 Slater, Douglas K	58 1693	2:18.00
4 Haynie, Carl	55 PSM	2:10.91
5 Johnson, Eric A	55 REDT	2:08.00
6 Klein, Jonathan E	58 NCMS	2:09.13
7 Hendrick, Marty	58 SFTL	2:14.56
8 Thain, Doug A	56 MTSC	2:18.76
9 Voss, Frank R	56 CASC	2:25.49
10 McFarland, James A	56 NCMS	2:27.50

Heat 9 of 17 Finals

2 Rubacky, Mark S	46 NCMS	2:33.88
3 Boosin, Michael J	49 CVMM	2:21.45
4 Whiteway, Jeff	45 MEDM	2:20.45
5 Semus, Joe	45 MEDM	2:20.50
6 Clear, Kirk W	48 VMST	2:30.29
7 Schmaltz, Joel	45 GSMS	2:37.27
8 Schalles, Dwayne L	50 PALM	3:19.80

Heat 10 of 17 Finals

1 Caudrillier, Francois J	53 BUMS	2:24.69
2 Oylar, Paul F	50 UC11	2:20.00
3 Smith, Stratton	51 NCMS	2:19.12
4 Roberts, Courtney	53 UC17	2:18.39
5 Pistorio, Tyge	50 NCMS	2:14.50
6 Whelchel, David	54 LIB	2:17.33
7 Power, Scott	53 TBAY	2:18.84
8 Barringer, Rob	50 CMS	2:19.50
9 Gunzl, Arthur	54 CONN	2:21.25
10 Mangrum, John W	53 NCMS	2:26.13

Heat 11 of 17 Finals

1 Birnbrich, Chris L	52 NAM	2:14.00
2 Moll, Sebastian	51 REDT	2:12.00
3 Dixon, Glenn S	51 MOVY	2:06.50
4 Morris, Richard L	52 NAM	2:05.33
5 Tuchler, Jim	51 IM	1:59.10
6 Pulsifer, Andrew B	50 NCMS	2:05.27
7 Jimenez, Ignacio	50 CMS	2:05.54
8 Switzer, Keith M	53 CASC	2:12.00
9 Hilgen, Thomas H	51 NCMS	2:12.53
10 Faria, Jose J	50 GSM	2:14.35

Heat 12 of 17 Finals

1 Rubenstein, Joel B	46 PBM	2:18.51
2 Smith, Joshua C	47 SPM	2:12.68
3 Theroux, Trent	48 NEM	2:09.50
4 Dickson, Kurt F	48 ARIZ	2:02.06
5 Granger, Nicolas	48 ROSE	1:53.96
6 Carroll, Stewart A	46 RAM	2:00.00
7 Farrell, Andrew J	45 YCFM	2:05.86
8 Savage, Steve	49 PALM	2:12.20
9 Niemeyer, Charles (Chuck) J	48 NCMS	2:16.00
10 Vocke, Joe	45 NAM	2:18.80

Heat 13 of 17 Finals

1 Ahlgren, Kyle R	40 1693	2:28.12
2 Bishop, Christopher R	44 BUMS	2:18.00
3 Chilton, James A	40 PALM	2:11.39
4 Flynn, Robert	41 NCMS	2:09.78
5 Bell, David E	40 CRUZ	2:05.38
6 Lehr, Gunner F	43 NAM	2:06.33
7 Nance, Chad A	43 NAM	2:10.50
8 Diaz, Luis A	41 SFTL	2:14.74
9 Bloom, Alex D	43 NCMS	2:20.00

Heat 14 of 17 Finals

2 Berwald, Joshua F	36 PBM	2:30.00
3 Rowe, Edward	37 NCMS	2:16.00
4 Romack, Dave	38 L4S	2:12.05
5 Gilchrest, Allen	39 GAJA	2:05.18
6 Roper, Matthew D	35 DAM	2:07.82
7 Tetzlaff, Maurice	39 WMAC	2:15.40
8 Kim, Steve	39 ROSE	2:16.95

Heat 15 of 17 Finals

2 Schaefer, Andrew F	32 BUMS	2:20.00
3 Byrne, Doug	34 YCSC	2:09.15
4 Wells, Geoff	33 BUMS	2:04.30
5 Bezugliy, Alexander	30 MPNY	1:52.44
6 Lau, Jonathan A	30 SLAM	2:03.76
7 Barley, Adam S	34 VTAC	2:05.00
8 Penneys, David	33 UCLA	2:18.00
9 Hsu, Howard	33 ROSE	2:26.47

Heat 16 of 17 Finals

2 Beeman, Alexander	27 PALM	2:19.00
3 Goldstein, Alex	27 HAFL	2:13.05
4 Sauter, Trace U	27 NCMS	2:08.34
5 Newell, Rob H	26 TOC	1:50.50
6 Thompson, Matthew W	25 NYAC	1:54.50
7 Hoffmann, Paul	27 MINN	2:10.00
8 Castro, Daniel	25 ROSE	2:18.84
9 Jackson, Adam	29 ENSW	2:19.03

Heat 17 of 17 Finals

1 Birnbrich, Luke	19 NAM	2:24.00
2 Pecze, Dominic	23 NAM	2:05.00
3 Glass, Sidney L	24 1693	1:59.98
4 Offutt, Bryan T	24 TOC	1:55.48
5 Brown, Richard C	21 PALM	1:53.23
6 Turner, Austin D	20 UC37	1:55.40
7 Alef, Grant T	23 SLAM	1:57.70
8 Hillebrand, Benjamin L	20 PALM	2:03.82
9 Birnbrich, Hayden	23 NAM	2:10.00

#47 Women 100 Yard Breaststroke

Lane	Name	Age	Team	Seed Time
4	Detrick, Johnnie	80	VMST	1:55.10
5	Waldbaum, Joan B	85	1776	2:23.47
6	Dockendorf, Pat	89	NCMS	3:43.27

**2016 Nationwide USMS Spring Nationals
Greensboro Aquatic Center
Meet Program - Sunday**

Heat 2 (#47 Women 100 Yard Breaststroke)

1	Caron, Aagje A	74 GBM	1:56.01
2	Barnea, Daniela	72 STAN	1:42.20
3	Webb, Linda	70 SFTL	1:35.23
4	Bancroft, Ann	71 TAOS	1:34.10
5	Charron, Emma J	71 UC14	1:39.22
6	Hill, Marcia M	71 WCM	1:49.35
7	Jebe, Margit H	77 T2NM	1:44.00
8	Jaffe, Kristin N	78 TAM	1:48.63

Heat 3 of 20 Finals

1	Parsons, Donna	66 NCMS	2:02.00
2	Burns, Suzi M	69 UC12	1:52.65
3	Roark, Frances L	69 AMS	1:49.23
4	Carson, June F	67 SYSM	1:33.99
5	Brown, Dana B	68 PALM	1:25.07
6	Walsh Beilman, Stephanie	66 1776	1:32.55
7	Christenson, Candy J	69 WMAC	1:48.63
8	Casey, Kathrine J	67 PSM	1:50.70
9	Jenkins, Elizabeth A	66 TTM	1:58.56
10	Camp, Robyne	69 PBM	2:26.00

Heat 4 of 20 Finals

1	Warwick, Lisa M	42 PALM	1:38.57
2	Radtke, Julie	40 ISWM	1:23.79
3	Gitzinger, Jennifer L	41 LIB	1:22.95
4	Broussard, Katie J	41 YCSC	1:20.98
5	Haberstich, Carrie	44 IM	1:23.18
6	Taylor, Donna G	43 NCMS	1:35.38
7	Mauer, Julie D	53 KM	1:36.55
8	Jones, Lisa A	52 PALM	1:48.00
9	Johns, Margaret S	61 NEM	2:00.00
10	Stewart, Vicki D	61 TAOS	2:10.00

Heat 5 of 20 Finals

1	Van Ast, Nancy A	64 PALM	1:56.79
2	Baldwin, Patricia A	60 SKY	1:42.97
3	Willard, Mimi	62 NUTS	1:39.96
4	Smith, Melinda J	63 O*H*	1:38.00
5	Fitzpatrick, Maureen	64 PBM	1:37.06
6	Sims, Ann M	64 NCMS	1:37.24
7	Pearce, Mary D	60 NCMS	1:38.10
8	Gibbs, Chris R	62 GS	1:42.34
9	Fazzano, Catalina U	62 SFTL	1:54.43
10	Schneider, Mary P	63 WMAC	1:59.92

Heat 6 of 20 Finals

1	Steil, Tamara R	61 MICH	1:28.74
2	Gilmore, Cindy	60 DART	1:26.48
3	Bright, Janet H	60 1776	1:24.00
4	Maccurdy, Krissy	63 NTXL	1:22.00
5	Estel, Beth A	60 NEM	1:18.62
6	Chapman, Linda	60 PSM	1:18.87
7	Wolff, Melinda S	63 1776	1:22.82
8	Bierwert, Karen	63 NEM	1:25.47
9	Rosener, Karen K	62 CMS	1:26.50
10	Munger, Dot	64 NCMS	1:30.00

Heat 7 of 20 Finals

1	Smath, Meg	59 SKY	1:50.00
2	Morse, Celia B	55 NASH	1:31.68
3	Moak, Mary N	59 PBM	1:30.49
4	Peters, Melissa	57 EST	1:30.00
5	Van Cleave, Julie M	57 WMAC	1:27.17
6	Marshfield, Ann K	57 O*H*	1:27.68
7	George, Constance	55 TTEX	1:30.00
8	Johnston, Blossom P	56 SAWS	1:30.68
9	Chappell, Melinda E	55 GSMS	1:37.00
10	Seril, Suzzette A	57 SPM	1:57.41

Heat 8 of 20 Finals

1	Siegel, Christine L	59 SDSM	1:25.68
2	Ryan, Wendy	58 NIAG	1:22.99
3	Groselle, Laura L	55 SYSM	1:22.03
4	Miller, Patricia M	55 VMST	1:18.72
5	Mareb, Karen M	57 NEM	1:16.02
6	De Herder, Elizabeth F	57 PALM	1:17.80
7	Berg, Tonya K	57 PSM	1:19.83
8	Almand, Jennifer	57 GAJA	1:22.45
9	Alton, Dale M	58 NCMS	1:25.50
10	Campagna, Janice M	55 NCMS	1:25.68

Heat 9 of 20 Finals

1	Fuss, Karen K	50 GSMS	1:29.76
2	Speer, Nancy	53 VMST	1:28.24
3	Witt, Cherie A	51 CPYM	1:23.94
4	Smith, Liesl G	51 IM	1:23.00
5	Kupan, Cheryl A	51 SPM	1:20.20
6	Zien, Livia L	50 SPM	1:21.38
7	Harrill, Kiran C	50 NCMS	1:23.84
8	Quillen, Diane E	52 NCMS	1:25.01
9	Scott, Leslie	51 GS	1:28.84
10	McClure, Pam	52 GAJA	1:35.37

Heat 10 of 20 Finals

1	Ferry Phillips, Krissy	53 PBM	1:17.51
2	Crouch, Kim	54 PSM	1:16.33
3	Moore, Carolyn B	54 GS	1:14.23
4	McIntyre, Shannon J	51 PSM	1:13.90
5	Nowak, Elizabeth A	52 NCMS	1:13.17
6	Livingston, Leslie C	54 RAM	1:13.45
7	Jacobson, Kendal R	50 TXLA	1:14.07
8	Groves, Lisa J	51 RMST	1:15.30
9	Koster, Carolyn	54 POST	1:16.96
10	Treible Slaton, Kathy	53 PBM	1:17.82

Heat 11 of 20 Finals

1	Kam, Lynn C	48 UC17	1:30.04
2	Buzzelli, Tara A	47 YGF	1:26.53
3	Ladd, Laura M	48 ENSW	1:24.04
4	Postma, Terri	46 GERM	1:23.00
5	Rossi, Leann M	49 ART	1:21.35
6	Olsen, Cat	46 RAM	1:21.71
7	May, Jennifer L	47 WMAC	1:23.07
8	Carter, Eddie C	45 NCMS	1:25.49
9	Gras Thompson, Beni M	45 VMST	1:26.98
10	Williams, Jill M	45 UC12	1:48.81

Heat 12 of 20 Finals

1	Tokos- Marcolina, Eve E	47 1776	1:19.60
2	Ballenger, Angie	46 NCMS	1:19.53
3	Wilson, Jamie W	49 PALM	1:17.96
4	Simmons, Cheryl A	49 ROSE	1:15.52
5	Goodale, Rainy M	46 NEM	1:10.62
6	Weiderman, Jennifer	49 CVMM	1:14.90
7	Cleven, Detra R	47 KAC	1:15.81
8	Murray, Desiree W	47 NCMS	1:18.72
9	Heil, Michelle E	45 NTXL	1:19.54
10	Ciaccio, Leslie J	49 IM	1:20.26

Heat 13 of 20 Finals

1	Burns, Natasha	44 L4S	1:20.00
2	Natkin, Heidi	42 AWJ	1:17.44
3	Layton, Katie	43 GMUP	1:15.22
4	Perez, Sarah M	40 WMAC	1:11.44
5	Schaetz, Trina R	43 WMAC	1:08.70
6	Lindauer, Kerry	41 NCMS	1:10.33
7	Dunn, Sara	43 NCMS	1:11.64
8	Deaton, Rebecca A	40 CPYM	1:17.23
9	Hughes, Carrie M	41 GAJA	1:19.19
10	Ruppel, Laura M	40 CMS	1:20.39

Heat 14 of 20 Finals

1	Kays, Amelia B	36 ALEX	1:26.98
2	Frye, Jenni W	39 NCMS	1:23.31
3	Barbosa, Tatiana B	36 SFTL	1:20.81
4	Samson, Vivian L	39 NEM	1:17.59
5	Hurtubise, Courtney N	36 1693	1:13.75
6	Harris, Kristen S	39 1693	1:14.50
7	Goodwin, Laura B	38 NCMS	1:19.42
8	Camoses, Marie-Noelle A	38 SPM	1:23.00
9	Glasgow, Ginny Ann	36 POWM	1:23.33

Heat 15 of 20 Finals

2	Sherwood, Victoria	32 ALEX	1:40.00
3	Linn, Jennifer	31 MICH	1:27.82
4	Weadick, Sarah C	33 BARR	1:21.90
5	Holland, Anna	34 PALM	1:20.26
6	Medendorp, Amanda J	30 NCMS	1:20.97
7	Ostberg, Kristen J	32 NCMS	1:22.00
8	Henricksen, Erin A	32 JAM	1:31.90

Heat 16 of 20 Finals

1	Smith, Nicole M	33 GS	1:17.19
2	Snook, Meredith L	34 TPIT	1:15.34
3	Jakubchak, Lindsey N	33 ALEX	1:13.70
4	Horton, Christina	33 SFTL	1:12.40
5	Carlson, Megan M	32 INDY	1:04.06
6	Watterson, Laura A	31 NCMS	1:12.00
7	Schneider, Lindsey W	34 NAM	1:12.96
8	Schneider, Leah R	31 WMAC	1:15.00
9	Ring, Elizabeth A	31 NCMS	1:16.38
10	Kavanagh, Lorilee M	32 PALM	1:19.13

**2016 Nationwide USMS Spring Nationals
Greensboro Aquatic Center
Meet Program - Sunday**

Heat 17 (#47 Women 100 Yard Breaststroke)

1	Schneider, Bobbi A	20 CWST	1:50.15
2	Kim, Eileen J	24 BUMS	1:20.55
3	Radtke, Amanda L	20 DUCK	1:20.12
4	McKiernan, Alex M	22 PSM	1:20.20
5	Chandler, Carolyn J	24 NCMS	1:21.60
6	Mayer, Meagan J	25 MICH	1:26.72
7	Gilson, Kristine	28 HRYB	1:24.03
8	White, Kristin M	25 NCMS	1:25.42
9	Mundi, Jessica	26 ALEX	1:36.68

Heat 18 of 20 Finals

1	Conway, Jessica	28 L4S	1:22.00
2	Smickley, Megan B	27 FAFF	1:19.26
3	Munger, Anna R	25 NCMS	1:15.10
4	Gobat, Brittany C	25 GAJA	1:13.64
5	Freundreis, Lauren K	27 ROSE	1:11.23
6	Curran, Caitie B	28 GAJA	1:11.98
7	Hall, Lindsay G	26 BCTM	1:14.00
8	Thompson, Caroline D	28 NCMS	1:17.06
9	Courbron, Yanghee	27 NEM	1:19.68
10	Twist, Christina L	29 ENSW	1:22.33

Heat 19 of 20 Finals

1	Letendre, Denise M	27 VMST	1:09.81
2	Ripley, Rachel A	25 AGUA	1:08.36
3	Olson, Christine A	25 TOC	1:06.99
4	Clapp, Marissa L	28 RICE	1:05.72
5	Houston, Katy	28 TOC	1:04.45
6	McGraw, Kathleen E	29 TOC	1:04.96
7	Liao, Athena	26 NYAC	1:06.00
8	Ballenger, Marie A	29 TOC	1:07.99
9	Hughes, Christine V	25 TOC	1:09.50
10	Stein, Dani	29 NCMS	1:11.00

Heat 20 of 20 Finals

1	Shepherd, Bridget E	22 DUCK	1:19.00
2	Shaner, Sara	24 1693	1:15.70
3	Alef, Valerie M	23 SLAM	1:13.83
4	Kaywork, Alyson	22 GAJA	1:11.56
5	Adams, Laura D	24 ROSE	1:09.29
6	Sharpe, Anna	24 KM	1:11.36
7	Herzog, Adrienne R	18 DUCK	1:12.00
8	Gentsch, Katherine L	24 ARMS	1:15.28
9	Perkins, Tajia	20 TMAT	1:17.02
10	Schroeder, Jade A	23 KAC	1:19.24

#48 Men 100 Yard Breaststroke

Lane	Name	Age	Team	Seed Time
Heat 1 of 26 Finals				
3	Quinn, Patrick J	85	ADMS	2:50.48
4	Woods, Albert H	87	GAJA	1:58.75
5	McClow, Richard I	85	IM	1:48.25
6	Kortheuer, John D	85	NCMS	1:52.00
7	Knowles, Percy A	85	SWIF	2:24.93
Heat 2 of 26 Finals				
3	Lyons, Thomas F	82	VMST	2:03.50
4	Nicholas, David D	80	L4S	1:55.14
5	Stolz, Hal F	81	GAJA	1:31.45
6	Wendel, Hans D	80	MESC	1:53.89
7	Hamburger, Lew	80	ARIZ	1:58.01
8	Barrett, Steve	82	NCMS	2:09.00

Heat 3 of 26 Finals

1	Medici, John C	78 O*H*	1:46.00
2	Bugel, Peter M	77 PBM	1:40.00
3	Betrock, Irv	75 GOLD	1:39.50
4	Reid, Walt E	75 PSM	1:38.50
5	Freshley, Mike R	75 ROSE	1:19.21
6	Miller, David W	75 GAJA	1:37.48
7	Colyer, Bob	77 LOCO	1:38.92
8	Arlander, David C	75 MINN	1:39.62
9	Cody, Frank J	75 MICH	1:45.98
10	Hurley, John T	78 ADMS	3:33.00

Heat 4 of 26 Finals

2	Potter, Thomas P	53 GAJA	1:18.50
3	Sternby, Victor J	51 UC11	1:14.20
4	Mc Ginley, Patrick B	52 ROSE	1:12.44
5	Blavatnik, Alex	51 SFTL	1:14.00
6	Grady, Seth A	51 NEM	1:16.07
7	Van Horn, Larry	62 GSM	1:26.33
8	Fayed, Mohamed	64 EGY	1:40.90
9	Kowalski, David C	55 NCMS	1:22.35

Heat 5 of 26 Finals

1	Pohlmann, John T	72 SLAM	1:44.00
2	Brundage, Warner F	73 BRSM	1:35.07
3	Sjoberg, Darryl W	70 SYSM	1:29.58
4	Husson, Bob	70 NCMS	1:26.18
5	Strand, Robert	70 SAWS	1:12.00
6	Corris, Robert B	71 WMAC	1:25.15
7	Bischoff, Raymund J	71 NCMS	1:28.00
8	Zeigler, John V	70 GAJA	1:34.50
9	Slaughter, James W	70 VMST	1:35.25
10	Grant, Will	74 VMST	2:10.00

Heat 6 of 26 Finals

1	Lawrie, Jim	69 SNM	1:27.58
2	Roark, Roland S	68 AMS	1:24.38
3	Wisland, Dave C	65 SLAM	1:19.27
4	Walker, Rick B	65 SYSM	1:12.56
5	Wright, Robert W	65 MOVY	1:10.82
6	Kerns, Hubie	66 VCM	1:11.92
7	Moskovits, Alexander	67 TAM	1:18.60
8	Douglass, Nick	66 O*H*	1:20.97
9	Reid, Joe	67 GAJA	1:25.32
10	Bruner, Alex	65 PBM	1:40.00

Heat 7 of 26 Finals

1	Elbatrawi, Yehia	62 EGY	1:24.68
2	Colvard, Carl	60 STAN	1:15.00
3	Kelsoe, Robert	62 NTXL	1:14.10
4	Battistini, Rick A	62 NEM	1:13.68
5	Schmitz, Bob L	63 NCMS	1:13.14
6	Toth, Dennis J	61 MICH	1:13.50
7	Swenor, Gary D	61 NSMS	1:13.97
8	Anderson, Robert L	60 PCCM	1:14.92
9	Fuller, Paul W	62 NEM	1:16.86
10	Munson, Arthur L	63 BUMS	1:25.00

Heat 8 of 26 Finals

1	Davis, Kern M	61 SPM	1:10.28
2	Lindstedt, David P	60 LAPS	1:08.49
3	Vestal, Neal L	61 NCMS	1:07.44
4	Parker, Randy J	61 MICH	1:06.05
5	Shead, Timothy M	63 SFTL	1:05.95
6	Rider, Lee A	60 SFTL	1:06.00
7	Groselle, Jack R	61 SYSM	1:06.36
8	Von Hoffmann, Gerard	60 NOVA	1:08.00
9	Hamilton, Berry	63 NTXL	1:09.50
10	Wall, Dan	60 ADMS	1:10.98

Heat 9 of 26 Finals

1	Martin, Michael P	55 WWCM	1:18.99
2	Michaels, Charles F	57 MOST	1:16.63
3	Hashem, Abdelaziz	59 EGY	1:15.22
4	Ellwanger, Gregg	56 GAJA	1:13.50
5	Voss, Frank R	56 CASC	1:12.87
6	Raine, Charlie	56 LAPS	1:13.00
7	Grzeszczak, John S	57 HAFL	1:14.00
8	Carbone, Greg	56 UC02	1:15.37
9	Bergman, Michael T	55 UC17	1:17.00
10	Thomas, Mark	55 UC14	1:21.05

Heat 10 of 26 Finals

1	Sherman, Bill	57 MOVY	1:10.78
2	Gugino, Douglas A	55 CONN	1:10.00
3	Richey, Steven C	55 MOST	1:09.15
4	Berry, David D	56 MATT	1:08.43
5	Haynie, Carl	55 PSM	1:08.30
6	Matysek, Jim	56 SYSM	1:08.37
7	Holmberg, Tom	57 1693	1:08.53
8	Evans, Dave	55 ARIZ	1:09.58
9	Divjak, Zdravko	59 SDSM	1:10.12
10	Berryhill, Keith	56 WHA	1:11.26

Heat 11 of 26 Finals

1	Moreno, Al	57 PBM	1:08.00
2	Kelca, Brian E	55 LAPS	1:06.40
3	Neville, Richard	59 FAST	1:05.58
4	Aubrey, Michael	55 SFTL	1:05.41
5	Golden, Larry	55 ARKM	1:03.80
6	Dyer, Andy	57 AWJ	1:04.04
7	Hamm, Michael L	58 KM	1:05.57
8	Vargas, Daniel	55 ARIZ	1:06.30
9	Blommel, Gregory G	56 WMAC	1:07.80
10	Preston, Mark K	55 SKY	1:08.30

Heat 12 of 26 Finals

1	Billings, Raymond	51 AKMS	1:12.40
2	Sfingi, John A	52 SAWS	1:11.55
3	McCool, Michael J	53 GAJA	1:10.68
4	Johnson, Tim	51 VMST	1:10.30
5	Smith, Jerry L	50 RATS	1:07.12
6	Petrov, Konstantin Y	52 MPNY	1:09.00
7	Moon, Matt J	54 NEM	1:10.56
8	Boileau, Mike	54 CMS	1:10.96
9	Harris, Mark E	53 ALEX	1:12.30
10	Brekovsky, Tom	53 NCMS	1:12.41

2016 Nationwide USMS Spring Nationals
Greensboro Aquatic Center
Meet Program - Sunday

Heat 13 (#48 Men 100 Yard Breaststroke)

1 Hilgen, Thomas H	51 NCMS	1:06.80
2 Koehler, Doug J	50 CVMM	1:05.49
3 Mercer, Rich	52 YCFM	1:02.67
4 Jennings, Bob	50 NCMS	1:02.30
5 Tuchler, Jim	51 IM	1:00.33
6 Sims, David E	53 IM	1:01.34
7 Coveney, Christopher M	53 CMS	1:02.38
8 Hancock, Thomas	52 KAC	1:03.11
9 Amato, David J	51 NCMS	1:06.79
10 Bennett, Dennis	50 IAMA	1:06.80

Heat 14 of 26 Finals

2 Cockrell, Charles E	47 TMAS	1:12.42
3 Mc Bride, Patrick F	46 USF	1:10.94
4 Doolittle, John W	46 SPM	1:09.24
5 Ellis, Andrew F	47 UMAC	1:10.00
6 Sosa-Felicié, Edgardo L	46 SFTL	1:11.45
7 Medendorp, Mark A	38 NCMS	1:11.50
8 Barry, Shaun P	39 1776	1:10.55
9 Slivka, Eric J	38 NCMS	1:10.73

Heat 15 of 26 Finals

1 Souvignier, Chad W	45 ARIZ	1:08.17
2 Hill, Andrew J	46 GAJA	1:06.50
3 Doane, Michael P	45 UMAC	1:05.50
4 Carmosino, Vince	46 PSM	1:03.95
5 White, Bill	46 RAM	1:03.20
6 Mugford, Stephen A	49 NEM	1:03.73
7 Bryant, Brandon	47 YCFM	1:05.00
8 Hamilton, Nathan	47 SNM	1:06.05
9 O'Leary, Shawn B	46 MESC	1:08.09
10 McGrath, Jim G	47 NCMS	1:08.30

Heat 16 of 26 Finals

1 Sandvoss, Keith	45 UC55	1:03.00
2 Cox, Mark	48 RAM	1:02.50
3 Benucci, Lorenzo	48 AWJ	1:02.00
4 Wharton, Dave L	46 NAM	1:01.04
5 Torres, Todd	47 NCMS	57.45
6 Baleka, Siphwiwe K	45 MOVY	1:00.15
7 Kitzman, Scott A	46 PBM	1:01.90
8 Hersh, Craig	45 NEM	1:02.04
9 Beatty, Mark S	47 GAJA	1:02.69
10 Livingston, Terry	49 YCFM	1:03.00

Heat 17 of 26 Finals

1 Cox, Raymond F	41 SFTL	1:15.46
2 Bingaman, Cory S	41 ALEX	1:14.34
3 Folan, Matthew H	43 GAJA	1:11.60
4 Sadosky, Daniel M	41 NCMS	1:11.00
5 Glass, Mark W	41 NTXL	1:10.50
6 Wu, Bobby	42 WMAC	1:10.66
7 Brassil, Dan	43 HAFL	1:11.20
8 Rudolph, Daniel A	44 LAS	1:13.51
9 Graham, David C	41 NEM	1:14.47
10 Carney, Kevin J	43 NCMS	1:18.00

Heat 18 of 26 Finals

1 Aber, Dan	42 NCMS	1:09.87
2 Shavrov, Alexander	40 NASH	1:09.00
3 Black, Alex	41 NCMS	1:07.54
4 Fernandez, Stephen H	40 PALM	1:06.95
5 Nance, Chad A	43 NAM	1:06.30
6 Dunson, David B	43 NCMS	1:06.73
7 Harrison, Stephen A	40 PALM	1:07.48
8 Balykov, Dmitry	40 UC06	1:07.61
9 Walter, Joseph M	44 NCMS	1:09.67
10 Hinck, Todd	43 NEM	1:10.17

Heat 19 of 26 Finals

1 Jackson, Scott J	41 NOVA	1:04.74
2 Williams, Rich	40 1693	1:03.61
3 Van Thielen, Mike	44 YCFM	1:02.51
4 Pearson, Johnnie A	42 SYSM	1:01.89
5 West, Steve	44 NOVA	55.60
6 Jacobson, Brian L	42 MINN	59.52
7 Goodison, Michael R	44 UMAC	1:02.35
8 Apple, Jonathan	40 NAM	1:03.41
9 McCormick, Bill T	43 NCMS	1:04.59
10 Roberts, David	44 CRUZ	1:05.41

Heat 20 of 26 Finals

1 Cedanio, Noel	36 SFTL	1:06.70
2 Brown, Adam R	35 ELG	1:05.04
3 George, Nathan D	36 DCM	1:04.70
4 Durieux, Chad A	36 ROSE	1:02.69
5 Silva, Fabio M	38 GSMS	59.00
6 Silver, Isaac M	37 FACT	1:02.68
7 Jarczynski, Jeffrey	38 GERM	1:04.62
8 Werner, David F	37 BUMS	1:04.89
9 Bueter, Bryan A	39 NAM	1:06.20
10 Nguyen, Sonny	36 NCMS	1:09.99

Heat 21 of 26 Finals

2 Schaefer, Andrew F	32 BUMS	1:16.99
3 Pichardo, Jeffry	33 SFTL	1:10.99
4 Yatagan, Halil B	34 PALM	1:10.19
5 Goas, Griffith R	30 NCMS	1:10.40
6 Szymanski, Filip M	30 BCTM	1:13.98
7 Chau, Phuc B	23 CWST	1:42.00
8 Buck, Casey C	18 PALM	1:09.00
9 Wood, Austin M	21 NCMS	1:10.59

Heat 22 of 26 Finals

1 Miller, Joshua S	30 NAM	1:07.79
2 Rapp, Larry J	31 SMS	1:04.50
3 Storch, Joshua L	34 REDT	1:03.72
4 Gans, Egan	30 TOC	57.50
5 Wells, Geoff	33 BUMS	57.17
6 Deery, Kyle B	31 SYSM	57.37
7 Barley, Adam S	34 VTAC	1:03.50
8 Bey, Matthew D	32 NAM	1:03.81
9 Scott, Rick W	31 NCMS	1:04.84
10 Early, Josh T	30 NASH	1:09.74

Heat 23 of 26 Finals

1 Stephens, Scott M	28 YCSC	1:11.19
2 Goldstein, Alex	27 HAFL	1:09.27
3 McGuire, Daniel P	25 ALEX	1:04.58
4 Mayfield, Paul D	27 NCMS	1:03.45
5 Bower, Daniel J	26 UC07	1:01.00
6 Loughran, Kyle A	28 1693	1:02.00
7 Griffard, Jared H	26 LVM	1:04.00
8 Sites, Tyler P	25 GS	1:07.99
9 Magazine, Andrew	25 SKY	1:09.59
10 Huffman, Richard L	27 NCMS	1:11.98

Heat 24 of 26 Finals

1 Vogel, Jake N	28 ASC	59.99
2 McCannless, Charlie	29 NCMS	58.99
3 Rose, Domingo R	27 NEM	58.63
4 Lawrence, Jesse	26 SLAM	57.07
5 Burckle, Christopher C	28 TOC	54.00
6 Leopold, Jonathan C	26 TOC	54.12
7 Thomas, Chandler P	26 NCMS	57.75
8 Kukharskyi, Sergii	27 MPNY	58.85
9 Talmadge, Matthew S	26 TOC	59.94
10 Jones, Flynn	26 NCMS	1:00.18

Heat 25 of 26 Finals

1 Layton, Marcus T	21 PALM	1:07.00
2 Lindholm, Kyle	23 UC13	1:06.95
3 Davidson, Patrick J	23 NCMS	1:05.28
4 Neville, Griffin	22 FAST	1:03.71
5 Quan, Kevin T	19 DUCK	1:02.51
6 Conner, Herman E	22 MICH	1:03.16
7 Judd, Eric A	23 WVM	1:04.35
8 Turner, Jonathan M	24 PALM	1:05.69
9 Ridgeway, Conner R	18 CWST	1:07.00
10 Muni, Nicholas A	20 UC17	1:07.65

Heat 26 of 26 Finals

1 Destree, Nathan M	24 VMST	1:01.40
2 Ksebati, Fares	24 MICH	1:00.99
3 Garman, Paul D	24 TOPS	1:00.00
4 Honeycutt, Chase	21 NAM	59.95
5 Babcock, Colin B	23 TOC	54.07
6 Morris, Wilfred R	24 MOST	59.00
7 Treadway, Tyler C	24 UC13	59.98
8 Pehrson, Josh S	19 PSM	1:00.58
9 Loyd, Michael	18 DUCK	1:01.20
10 North, Andrew J	24 MOVY	1:01.53

National Records

19.36	4/28/2012	Men	18-24	Women		
42.59	12-01-12	Josh Schneider	50 Y Free	Arianna Vanderpool-Wallace	01-31-15	22.21
1:35.02	11-08-09	Eugene Godsoe	100 Y Free	Katie Meili	12-06-14	48.18
4:24.81	01-24-10	Andy Grant	200 Y Free	Dana Vollmer	11-08-09	1:43.28
9:01.26	02-13-10	Andy Grant	500 Y Free	Jessica Foschi	10-25-03	4:49.97
15:48.70	03-27-10	JP Arnold	1000 Y Free	Luane Rowe	03-31-12	10:12.42
22.33	05-10-13	Andrew R Mueller	1650 Y Free	Karen B Burton	- - 87	17:31.70
45.36	11-30-12	Andrew Elliott	50 Y Back	Fiona O'Donnell-McCarthy	05-22-10	26.18
1:44.18	05-11-13	Eugene Godsoe	100 Y Back	Emile C Ewing	05-23-10	55.90
24.53	02-01-15	Andrew Elliott	200 Y Back	Sara Schweitzer	04-30-00	1:59.22
54.07	04-25-15	Rostyslav Fedyna	50 Y Breast	Katie Meili	12-05-14	27.76
1:57.33	05-12-13	Colin B Babcock	100 Y Breast	Katie Meili	12-05-14	58.71
21.13	04-26-15	Elliot Keefer	200 Y Breast	Micah Lawrence	12-06-14	2:06.59
46.65	11-30-12	Henrik C Lindau	50 Y Fly	Dana Vollmer	11-08-09	24.54
1:49.39	02-14-10	Eugene Godsoe	100 Y Fly	Dana Vollmer	11-08-09	52.30
49.52	04-25-15	Russell Payne	200 Y Fly	Katherine Mills	04-28-12	1:54.62
1:49.30	04-26-15	Colin B Babcock	100 Y IM	Katie Meili	12-21-14	53.02
3:50.12	02-13-10	Colin B Babcock	200 Y IM	Katie Meili	12-04-14	1:54.20
		Russell Payne	400 Y IM	Katherine Mills	01-28-12	4:21.82
		Men	25-29	Women		
18.67	12-20-14	Nathan Adrian	50 Y Free	Madison Kennedy	01-25-14	22.62
18.67	02-13-10	Frederick Bousquet				
41.13	05-03-14	Nathan Adrian	100 Y Free	Kim Vandenberg	02-24-13	49.18
1:31.93	12-06-13	Darian R Townsend	200 Y Free	Limin Liu	05-20-01	1:48.80
4:20.82	04-17-10	Andy Grant	500 Y Free	Sheila Taormina	01-03-96	4:49.88
9:19.61	03-15-14	Tobias T Work	1000 Y Free	Lisa A Hazen	03-19-94	10:12.34
15:44.70	05-03-98	Alex Kostich	1650 Y Free	Karen B Burton	05-19-91	16:50.17
21.46	04-16-10	Adam M Mania	50 Y Back	Tanica Jamison	05-22-10	25.26
45.95	04-15-10	Adam M Mania	100 Y Back	Tanica Jamison	05-23-10	54.06
1:46.57	11-18-11	Adam M Mania	200 Y Back	Federica Pellegrini	02-28-15	1:56.87
23.87	05-21-10	Mark Gangloff	50 Y Breast	Megan M Jendrick	02-21-10	27.14
51.57	04-25-15	Marcus Titus	100 Y Breast	Megan M Jendrick	02-06-10	59.58
1:53.04	12-21-13	BJ Johnson	200 Y Breast	Megan M Jendrick	02-06-10	2:09.05
21.11	11-30-12	Davis Tarwater	50 Y Fly	Tanica Jamison	05-22-10	24.41
45.32	11-30-12	Davis Tarwater	100 Y Fly	Amanda M Sims	04-24-15	53.20
1:47.62	05-20-07	Erik Scalise	200 Y Fly	Limin Liu	05-20-01	1:57.84
47.77	05-03-14	Darian R Townsend	100 Y IM	Megan M Jendrick	02-06-10	54.43
1:41.79	12-21-13	Darian R Townsend	200 Y IM	Justine L Mueller	12-05-13	1:57.56
3:41.85	12-20-13	Darian R Townsend	400 Y IM	Justine L Mueller	02-22-13	4:19.02
		Men	30-34	Women		
19.33	05-03-14	Anthony L Ervin	50 Y Free	Erika A Erndl	11-29-12	22.48
19.33	05-02-14	Anthony L Ervin				
42.75	12-21-14	Darian R Townsend	100 Y Free	Erika A Erndl	02-23-13	48.03
1:34.00	12-19-14	Darian R Townsend	200 Y Free	Erika A Erndl	11-30-12	1:43.46
4:29.49	02-25-96	Matthew J Cetlinski	500 Y Free	Dawn M Heckman	04-14-12	4:46.92
9:26.93	03-23-03	Joshua Woodruff	1000 Y Free	Dawn M Heckman	04-15-12	9:51.93
15:51.57	05-12-96	Jeff T Erwin	1650 Y Free	Karen B Burton	05-23-93	17:07.52
21.51	04-26-15	Matt Grevers	50 Y Back	Noriko Inada	05-01-11	24.96
46.34	12-21-13	Adam M Mania	100 Y Back	Noriko Inada	04-30-11	54.60
1:43.73	12-21-14	Adam M Mania	200 Y Back	Karlyn Pipes-Neilsen	02-19-96	1:59.93
24.35	04-24-15	Matt Grevers	50 Y Breast	Katie McClelland	05-04-08	28.48
53.44	04-29-11	Ed Moses	100 Y Breast	Katie McClelland	05-04-08	1:02.08
1:56.02	05-01-11	Ed Moses	200 Y Breast	Erika A Erndl	01-20-13	2:15.99
21.11	04-26-15	Matt Grevers	50 Y Fly	Angel Martino	04-15-00	24.18
47.28	12-20-13	Adam M Mania	100 Y Fly	Angel Martino	05-16-99	55.01
1:45.01	04-12-15	Darian R Townsend	200 Y Fly	Karlyn Pipes-Neilsen	05-12-96	2:03.46
47.78	04-25-15	Matt Grevers	100 Y IM	Angel Martino	04-15-00	57.01
1:42.03	12-20-14	Darian R Townsend	200 Y IM	Erika A Erndl	03-11-09	1:58.80
3:40.98	12-19-14	Darian R Townsend	400 Y IM	Erika A Erndl	01-20-13	4:14.84
		Men	35-39	Women		
20.14	05-04-08	Josh C Davis	50 Y Free	Dara Torres	02-25-07	22.34
44.24	04-20-09	Vlad Pyshnenko	100 Y Free	Dara Torres	02-25-07	49.72
1:36.56	05-04-08	Josh C Davis	200 Y Free	Karlyn Pipes-Neilsen	05-03-97	1:51.55
4:33.97	05-17-02	Ronald Karnaug	500 Y Free	Karlyn Pipes-Neilsen	05-03-97	4:56.09
9:27.97	05-20-10	Eric B Christensen	1000 Y Free	Heidi S George	11-15-14	10:11.23
15:53.88	05-18-03	Jeff Erwin	1650 Y Free	Heidi S George	11-15-14	16:46.85
22.70	05-04-08	Josh C Davis	50 Y Back	Noriko Inada	05-03-14	25.02
49.12	05-04-08	Josh C Davis	100 Y Back	Noriko Inada	05-04-14	54.83
1:47.72	05-04-08	Josh C Davis	200 Y Back	Karlyn Pipes-Neilsen	03-14-98	2:00.54
25.35	05-21-10	Steve T West	50 Y Breast	Katie Glenn	05-02-14	28.51
54.98	03-28-15	James D Sheehan	100 Y Breast	Katie Glenn	04-25-15	1:01.88
1:59.23	12-16-01	Ron Karnaug	200 Y Breast	Katie Glenn	04-26-15	2:17.51
22.26	04-29-11	Josh C Davis	50 Y Fly	Noriko Inada	04-26-15	25.05
49.12	04-24-15	Glenn M Counts	100 Y Fly	Susan Von Der Lippe	05-18-03	55.78
1:50.74	05-16-99	Bobby Patten	200 Y Fly	Susan Von Der Lippe	05-22-05	2:03.48
50.06	05-04-08	Josh C Davis	100 Y IM	Sheri L Hart	05-23-10	57.67
1:48.74	12-22-02	Ronald D Karnaug	200 Y IM	Karlyn Pipes-Neilsen	03-14-98	2:05.24

3:56.76	12-16-01	Ron Karnaugh	400 Y IM	Karlyn Pipes-Neilsen	03-14-98	4:24.18
		Men	40-44	Women		
20.67	12-20-14	Josh Davis	50 Y Free	Dara Torres	04-15-07	21.91
45.15	05-03-14	Josh Davis	100 Y Free	Dana Torres	04-15-07	48.34
1:38.23	04-24-15	Josh Davis	200 Y Free	Karlyn Pipes-Neilsen	12-22-02	1:51.06
4:33.36	04-25-15	Josh Davis	500 Y Free	Karlyn Pipes-Neilsen	10-05-02	4:58.98
9:32.66	05-07-10	Alex G Kostich	1000 Y Free	Karlyn Pipes-Neilsen	12-21-03	10:20.45
15:51.52	05-09-10	Alex G Kostich	1650 Y Free	Karlyn Pipes-Neilsen	12-07-02	17:15.20
22.77	04-26-09	Michael S Ross	50 Y Back	Sheri L Hart	05-01-11	26.12
48.49	04-26-09	Michael S Ross	100 Y Back	Sheri L Hart	04-30-11	56.03
1:50.09	05-04-08	Michael S Ross	200 Y Back	Kristin J Gary	04-24-10	2:04.43
25.02	03-12-16	Jarrod Marrs	50 Y Breast	Susan G Von Der Lippe	02-28-10	29.24
55.37	04-25-15	Jeff P Commings	100 Y Breast	Susan G Von Der Lippe	05-04-08	1:03.00
2:00.53	05-03-14	Steve West	200 Y Breast	Susan von der Lippe	05-14-06	2:17.06
22.61	04-26-09	Michael S Ross	50 Y Fly	Susan G Von Der Lippe	05-10-09	25.14
49.27	05-04-08	Michael S Ross	100 Y Fly	Susan G Von Der Lippe	05-10-09	54.83
1:50.61	04-14-02	Dennis G Baker	200 Y Fly	Susan G Von Der Lippe	05-04-08	2:03.13
51.07	04-25-15	Jeff P Commings	100 Y IM	Erika L Braun	04-28-12	57.95
1:51.85	04-26-09	Michael S Ross	200 Y IM	Susan G Von Der Lippe	05-04-08	2:04.85
4:01.87	04-19-09	Roque J Santos	400 Y IM	Susan G Von Der Lippe	05-04-08	4:28.43
		Men	45-49	Women		
21.06	05-21-10	Richard L Hughey	50 Y Free	Susan Walsh	05-04-08	24.00
46.21	04-26-15	Nicolas Granger	100 Y Free	Karlyn Pipes-Neilsen	12-16-07	52.23
1:41.69	05-21-10	David E Sims	200 Y Free	Karlyn Pipes-Neilsen	12-16-07	1:53.28
4:39.10	05-20-07	Dennis Baker	500 Y Free	Karlyn Pipes-Neilsen	04-11-09	5:04.13
9:43.93	05-20-10	Keith M Switzer	1000 Y Free	Karlyn Pipes-Neilsen	04-19-09	10:32.91
16:08.05	05-20-10	Jeff T Erwin	1650 Y Free	Karlyn Pipes-Neilsen	04-22-07	17:49.73
23.58	04-26-15	Michael S Ross	50 Y Back	Karlyn Pipes-Neilsen	12-21-08	27.35
51.55	04-30-11	Chris L Stevenson	100 Y Back	Ellen M Reynolds	05-23-10	57.83
1:53.97	05-13-11	Rich E Saeger	200 Y Back	Karlyn Pipes-Neilsen	04-19-09	2:04.65
26.17	03-28-15	Todd Torres	50 Y Breast	Caroline Krattli	05-20-07	30.17
56.83	02-20-15	Todd Torres	100 Y Breast	Susan G Von Der Lippe	03-27-11	1:05.85
2:08.23	03-28-15	Todd Torres	200 Y Breast	Susan G Von Der Lippe	05-01-11	2:22.76
22.67	05-04-08	Paul L Smith	50 Y Fly	Susan O Williams	04-21-13	25.96
50.90	05-21-10	David E Sims	100 Y Fly	Susan G Von Der Lippe	05-01-11	56.97
1:50.73	12-06-08	Dennis G Baker	200 Y Fly	Karlyn Pipes-Neilsen	12-26-08	2:07.39
52.14	05-23-10	Richard L Hughey	100 Y IM	Fall Willeboordse	04-28-12	59.39
1:51.44	04-26-15	Nicolas Granger	200 Y IM	Karlyn Pipes-Neilsen	12-16-07	2:07.26
4:01.32	04-24-15	Nicolas Granger	400 Y IM	Karlyn Pipes-Neilsen	12-26-09	4:32.87
		Men	50-54	Women		
21.36	04-29-11	Rowdy Gaines	50 Y Free	Fall Willeboordse	03-18-16	24.53
46.59	05-10-09	Rowdy Gaines	100 Y Free	Laura B Val	05-17-02	54.38
1:43.76	05-10-09	Rowdy Gaines	200 Y Free	Jill S Hernandez	05-04-14	1:58.43
4:47.57	05-20-01	Jim Mcconica	500 Y Free	Jill S Hernandez	05-12-13	5:14.56
9:55.84	04-06-13	Keith M Switzer	1000 Y Free	Jill S Hernandez	04-23-15	10:58.56
16:28.77	04-23-15	Jeff T Erwin	1650 Y Free	Charlotte Petersen	04-23-15	18:16.49
24.57	05-04-14	Fritz Bedford	50 Y Back	Leslie C Livingston	05-10-13	27.04
52.72	03-21-15	Fritz Bedford	100 Y Back	Fall Willeboordse	03-18-16	59.19
1:59.04	04-25-15	Jim Tuchler	200 Y Back	Ellen M Reynolds	11-22-14	2:07.51
26.45	03-30-14	David M Guthrie	50 Y Breast	Brigitte C Heuer	05-21-10	32.37
58.41	03-29-14	David M Guthrie	100 Y Breast	Caroline Krattli	02-18-12	1:09.21
2:07.25	03-30-14	David M Guthrie	200 Y Breast	Caroline Krattli	02-20-12	2:29.92
23.19	04-25-04	Trip Hedrick	50 Y Fly	Leslie C Livingston	05-11-13	25.70
51.73	05-12-13	David E Sims	100 Y Fly	Jill S Hernandez	05-12-13	1:00.17
1:59.10	04-25-15	David E Sims	200 Y Fly	Laura B Val	05-17-02	2:15.18
54.28	05-11-13	David E Sims	100 Y IM	Fall Willeboordse	03-19-16	1:01.48
1:59.99	05-04-14	David E Sims	200 Y IM	Ellen M Reynolds	05-10-15	2:13.16
4:16.57	05-02-14	Darren D Phelan	400 Y IM	Jill S Hernandez	05-02-14	4:44.38
		Men	55-59	Women		
21.82	04-30-00	Richard Abrahams	50 Y Free	Laura B Val	05-10-09	25.29
48.37	04-30-00	Richard Abrahams	100 Y Free	Laura B Val	05-04-08	54.72
1:48.79	04-10-10	Michael T Mann	200 Y Free	Laura B Val	05-10-09	1:59.02
4:56.82	04-11-10	Michael T Mann	500 Y Free	Laura B Val	01-25-09	5:27.33
10:07.36	05-14-06	Jim Mc Conica	1000 Y Free	Laura B Val	03-13-10	11:20.53
17:11.12	05-20-07	Jim Mc Conica	1650 Y Free	Laura B Val	04-16-10	18:56.04
25.71	02-28-16	Steve Wood	50 Y Back	Laura B Val	03-28-10	28.88
54.88	02-28-16	Steve Wood	100 Y Back	Laura B Val	05-23-10	1:04.65
2:03.14	03-31-12	Tom Barton	200 Y Back	Bonnie M Bilich	05-02-14	2:19.94
27.60	03-12-16	David M Guthrie	50 Y Breast	Lisa A Bennett	05-14-11	33.76
1:00.91	03-12-16	David M Guthrie	100 Y Breast	Chris Wenzel	04-25-15	1:13.76
2:16.14	03-12-16	David M Guthrie	200 Y Breast	Catherine K Kohn	05-10-09	2:40.19
24.13	04-26-15	Bruce C Kone	50 Y Fly	Traci S Granger	05-11-13	27.45
53.90	05-12-13	Paul V Carter	100 Y Fly	Laura B Val	05-10-09	1:01.31
2:03.18	05-23-10	Brad Horner	200 Y Fly	Laura B Val	05-10-09	2:16.28
56.20	05-04-08	Timothy M Shead	100 Y IM	Laura B Val	05-20-07	1:05.21
2:04.09	05-04-08	Timothy M Shead	200 Y IM	Laura B Val	05-22-10	2:21.91

National Records

4:28.66	05-02-14	Jim Sauer	400 Y IM	Laura B Val	05-07-10	5:03.92
		Men	60-64	Women		
22.30	05-22-05	Richard Abrahams	50 Y Free	Laura B Val	03-09-14	26.48
49.14	05-22-05	Richard Abrahams	100 Y Free	Laura B Val	04-29-12	56.45
1:51.08	04-24-15	Rick Colella	200 Y Free	Laura B Val	04-10-15	2:05.95
5:11.17	04-29-12	Jim Mc Conica	500 Y Free	Laura B Val	01-26-14	5:39.00
10:42.16	04-23-15	Michael T Mann	1000 Y Free	Laura B Val	03-30-12	11:41.77
17:59.55	05-20-10	Jim Clemmons	1650 Y Free	Laura B Val	03-30-12	19:43.99
26.82	05-04-08	Hugh Wilder	50 Y Back	Laura B Val	04-26-15	29.58
59.29	05-04-08	Hugh Wilder	100 Y Back	Laura B Val	05-12-13	1:03.72
2:12.85	04-11-15	Dave R Hannula	200 Y Back	Laura B Val	05-11-13	2:21.44
28.76	04-24-15	Rick Colella	50 Y Breast	Melinda S Wolff	05-10-13	35.09
1:02.61	05-02-14	Rick Colella	100 Y Breast	Lo D Knapp	04-25-15	1:16.80
2:16.71	05-03-14	Rick Colella	200 Y Breast	Lo D Knapp	04-26-15	2:44.73
24.46	05-22-05	Richard Abrahams	50 Y Fly	Charlotte M Davis	05-11-13	29.14
54.92	05-22-05	Richard Abrahams	100 Y Fly	Laura B Val	04-27-12	1:04.27
2:10.06	04-16-11	Lawrence J Day	200 Y Fly	Laura B Val	05-10-13	2:24.30
57.23	05-11-13	Rick Colella	100 Y IM	Laura B Val	05-17-15	1:07.08
2:03.26	05-04-14	Rick Colella	200 Y IM	Laura B Val	03-04-12	2:25.40
4:24.24	05-02-14	Rick Colella	400 Y IM	Laura B Val	03-15-14	5:16.18
		Men	65-69	Women		
22.10	05-23-10	Richard T Abrahams	50 Y Free	Charlotte M Davis	03-06-16	28.03
49.42	05-22-10	Richard T Abrahams	100 Y Free	Stella Preissler	04-26-15	1:05.01
1:57.54	05-21-10	Richard T Abrahams	200 Y Free	Charlotte M Davis	03-06-16	2:17.15
5:34.54	01-31-15	Dan L Kirkland	500 Y Free	Barbara G Dunbar	04-12-14	6:20.15
11:25.42	01-31-15	Dan L Kirkland	1000 Y Free	Celeste Miller	04-23-15	12:55.01
19:07.81	04-23-15	Jim Clemmons	1650 Y Free	Barbara G Dunbar	04-12-14	21:50.50
27.74	05-23-10	Richard T Abrahams	50 Y Back	Cecilia D McCloskey	04-12-15	32.49
59.62	05-12-13	Hugh Wilder	100 Y Back	Cecilia D McCloskey	04-11-15	1:10.15
2:16.72	05-11-13	Hugh Wilder	200 Y Back	Cecilia D McCloskey	02-14-15	2:34.30
30.53	05-10-13	Robert Strand	50 Y Breast	Joann Leilich	04-25-04	37.74
1:07.35	05-11-13	Robert Strand	100 Y Breast	Joann Leilich	04-25-04	1:23.95
2:30.17	05-01-11	Robert Strand	200 Y Breast	Joann Leilich	04-04-04	3:01.50
24.94	05-22-10	Richard T Abrahams	50 Y Fly	Diann B Uustal	03-21-14	31.19
56.36	05-21-10	Richard T Abrahams	100 Y Fly	Cecilia D McCloskey	02-15-15	1:11.55
2:18.25	02-07-16	Lawrence J Day	200 Y Fly	Barbara G Dunbar	03-23-14	2:55.91
1:00.32	05-23-10	Richard T Abrahams	100 Y IM	Cecilia D McCloskey	04-12-15	1:12.22
2:19.21	05-04-14	Alek I Shestakov	200 Y IM	Cecilia D McCloskey	04-11-15	2:37.07
4:57.17	05-02-14	Alek I Shestakov	400 Y IM	Cecilia D McCloskey	02-13-16	5:48.15
		Men	70-74	Women		
24.13	05-04-08	Jeff Farrell	50 Y Free	Gail Roper	04-30-00	31.05
54.58	04-26-15	Richard T Abrahams	100 Y Free	Gail Roper	04-30-00	1:09.79
2:06.63	05-08-15	David Quiggin	200 Y Free	Gail Roper	04-30-00	2:35.85
5:48.21	05-09-15	David Quiggin	500 Y Free	Lavelle Stoinoff	04-25-04	6:46.78
12:09.40	05-07-15	David Quiggin	1000 Y Free	Lavelle Stoinoff	04-25-04	13:58.55
20:29.18	05-20-01	Graham Johnston	1650 Y Free	Lavelle Stoinoff	03-28-04	23:45.69
29.72	04-26-15	Richard Burns	50 Y Back	Betsy Jordan	05-20-07	36.91
1:05.42	04-24-15	Richard Burns	100 Y Back	Joy Ward	04-13-13	1:21.68
2:23.68	05-02-14	Richard Burns	200 Y Back	Joy Ward	04-14-13	2:57.22
32.86	09-29-13	David R Gildea	50 Y Breast	Joann Leilich	01-24-09	39.89
1:11.75	09-29-13	David R Gildea	100 Y Breast	Joann Leilich	04-29-11	1:26.77
2:43.16	04-26-15	Kenneth A Frost	200 Y Breast	Joann Leilich	02-02-09	3:07.28
26.92	04-26-15	Richard T Abrahams	50 Y Fly	Gail Roper	04-30-00	35.06
1:00.77	04-24-15	Richard T Abrahams	100 Y Fly	Gail Roper	10-02-99	1:27.74
2:34.31	01-26-14	Robert M Poiletman	200 Y Fly	June Krauser	02-16-97	3:16.51
1:05.05	05-03-14	James E Elder	100 Y IM	Gail Roper	04-30-00	1:21.97
2:29.92	02-23-08	David Costill	200 Y IM	Daniela Barnea	05-18-14	3:06.16
5:34.47	04-27-03	Burwell Jones	400 Y IM	Nancy Brown	04-09-06	6:40.92
		Men	75-79	Women		
25.58	03-04-12	Jeff Farrell	50 Y Free	Gail Roper	04-03-05	33.87
58.68	05-10-09	David A Radcliff	100 Y Free	Gail Roper	04-24-05	1:16.23
2:08.77	05-10-09	David A Radcliff	200 Y Free	Ronnie Kamphausen	03-08-09	2:53.05
6:03.87	05-08-10	David A Radcliff	500 Y Free	Ronnie Kamphausen	05-16-09	7:32.58
12:20.59	05-10-09	David A Radcliff	1000 Y Free	Ronnie Kamphausen	03-18-09	15:47.72
20:25.49	05-10-09	David A Radcliff	1650 Y Free	Ronnie Kamphausen	05-16-09	26:53.24
32.11	04-19-09	Yoshi Oyakawa	50 Y Back	Doris Steadman	04-30-00	40.25
1:08.55	04-19-09	Burwell Jones	100 Y Back	Nancy Brown	04-15-11	1:27.70
2:31.41	04-17-10	Burwell Jones	200 Y Back	Nancy Brown	04-15-11	3:15.04
35.64	04-30-06	John Kortheuer	50 Y Breast	Joann Leilich	04-13-14	41.53
1:19.21	03-27-11	David Costill	100 Y Breast	Joann Leilich	04-11-14	1:29.24
2:59.83	04-14-11	David Costill	200 Y Breast	Joann Leilich	04-05-14	3:16.31
30.84	04-15-11	David Costill	50 Y Fly	Mary Ann Case	04-26-15	38.05
1:12.71	04-17-11	David Costill	100 Y Fly	Mary Ann Case	04-24-15	1:35.55
2:59.30	05-10-13	David Costill	200 Y Fly	Lois Kivi Nochman	04-30-00	3:41.89
1:09.69	03-27-11	David Costill	100 Y IM	Gail Roper	04-24-05	1:27.31
2:39.07	03-27-11	David Costill	200 Y IM	Gail Roper	04-24-05	3:18.40

5:49.90	04-19-09	Burwell Jones	400 Y IM	Gail Roper	04-10-05	7:03.61
		Men	80-84	Women		
29.25	04-10-05	Frank Piemme	50 Y Free	Johnnie Detrick	12-13-15	34.20
1:04.60	05-03-14	David A Radcliff	100 Y Free	Johnnie Detrick	12-13-15	1:22.34
2:23.60	04-12-15	David A Radcliff	200 Y Free	Jean Troy	02-17-08	3:08.99
6:27.81	05-01-14	David A Radcliff	500 Y Free	Jean Troy	03-30-08	8:26.37
13:10.14	05-01-14	David A Radcliff	1000 Y Free	Jean Troy	03-30-08	17:20.18
21:54.87	05-01-14	David A Radcliff	1650 Y Free	Betty S Lorenzi	04-19-09	28:35.79
34.56	05-10-13	Clarke E Mitchell	50 Y Back	Betty S Lorenzi	04-19-09	43.57
1:18.31	05-12-13	Clarke E Mitchell	100 Y Back	Betty S Lorenzi	04-19-09	1:32.37
2:48.59	03-23-13	Burwell Jones	200 Y Back	Betty S Lorenzi	04-19-09	3:26.72
37.74	03-12-16	David Costill	50 Y Breast	Ann M Hirsch	02-12-11	48.29
1:30.27	05-02-14	Bob Best	100 Y Breast	Ann M Hirsch	03-12-11	1:46.69
3:09.84	03-12-16	David Costill	200 Y Breast	Ann M Hirsch	02-12-11	3:49.67
33.73	05-11-13	Clarke E Mitchell	50 Y Fly	Lois Kivi Nochman	04-15-07	50.10
1:24.60	02-20-16	David Costill	100 Y Fly	Lois Kivi Nochman	04-22-07	1:54.16
3:25.55	04-23-06	Thomas O Maine	200 Y Fly	Lois Kivi Nochman	04-24-05	4:05.12
1:19.72	04-06-13	Clarke E Mitchell	100 Y IM	Johnnie Detrick	02-07-16	1:44.03
2:53.98	02-21-16	David Costill	200 Y IM	Johnnie Detrick	02-06-16	3:48.28
6:26.09	02-20-16	David Costill	400 Y IM	Jean Troy	02-17-08	8:16.02
		Men	85-89	Women		
31.92	03-07-10	Frank M Piemme	50 Y Free	Betty J Russ	03-09-13	41.21
1:10.92	04-18-10	Frank M Piemme	100 Y Free	Nan Bohl	04-12-14	1:31.20
2:50.54	05-08-10	Frank M Piemme	200 Y Free	Jean D Troy	03-23-13	3:26.89
7:54.01	05-07-10	Frank M Piemme	500 Y Free	Betty S Lorenzi	04-13-13	9:07.55
16:28.80	05-07-10	Frank M Piemme	1000 Y Free	Betty S Lorenzi	04-11-13	18:40.21
27:48.74	03-20-10	Frank M Piemme	1650 Y Free	Betty S Lorenzi	04-11-13	30:52.20
42.46	03-07-10	Frank M Piemme	50 Y Back	Betty S Lorenzi	02-09-13	46.77
1:36.02	05-08-10	Frank M Piemme	100 Y Back	Betty S Lorenzi	02-10-13	1:40.00
3:23.96	01-25-15	Bob K Miller	200 Y Back	Betty S Lorenzi	02-09-13	3:34.09
42.72	03-07-10	Frank M Piemme	50 Y Breast	Nan Bohl	04-13-14	56.22
1:34.67	04-18-10	Frank M Piemme	100 Y Breast	Nan Bohl	04-11-14	2:05.01
3:46.18	03-20-10	Frank M Piemme	200 Y Breast	Nan Bohl	11-15-14	4:31.33
39.89	03-07-10	Frank M Piemme	50 Y Fly	Lois Kivi Nochman	03-27-10	57.02
1:41.31	04-18-10	Frank M Piemme	100 Y Fly	Betty J Russ	07-27-12	2:12.10
3:43.03	01-08-11	Thomas O Maine	200 Y Fly	Lois Kivi Nochman	03-07-10	4:42.19
1:28.37	03-07-10	Frank M Piemme	100 Y IM	Jean D Troy	04-12-14	1:52.95
3:18.10	04-18-10	Frank M Piemme	200 Y IM	Jean D Troy	02-10-13	4:17.15
7:30.51	02-12-11	Thomas O Maine	400 Y IM	Jean D Troy	02-10-13	9:04.46
		Men	90-94	Women		
35.96	09-21-03	Woody Bowersock	50 Y Free	Aileen Soule	05-12-96	49.68
1:27.26	03-21-04	Woodrow Bowersock	100 Y Free	Rita Simonton	04-26-09	1:50.37
3:18.81	01-31-15	Willard J Lamb	200 Y Free	Rita Simonton	05-10-09	3:59.22
8:54.93	03-24-13	Willard J Lamb	500 Y Free	Rita Simonton	05-10-09	10:22.61
18:13.07	11-09-13	Willard J Lamb	1000 Y Free	Rita Simonton	04-26-09	21:20.93
30:23.70	11-09-13	Willard J Lamb	1650 Y Free	Rita Simonton	02-22-09	35:22.28
49.02	04-05-14	Willard J Lamb	50 Y Back	Maurine E Kornfeld	05-10-13	1:01.20
1:46.67	03-25-07	John Merrill	100 Y Back	Aileen Soule	05-12-96	2:14.66
3:54.03	03-25-07	John Merrill	200 Y Back	Aileen Soule	05-12-96	4:42.55
53.07	04-15-07	Russ Witte	50 Y Breast	Marjorie Stone	11-30-14	1:05.50
1:58.35	01-30-11	Raymond I Hakomaki	100 Y Breast	Marjorie Stone	12-13-14	2:32.13
4:36.60	03-13-16	Thomas O Maine	200 Y Breast	Marjorie Stone	02-08-15	5:45.96
50.44	03-21-04	Walter Pfeiffer	50 Y Fly	Rita Simonton	04-26-09	1:18.23
2:11.81	10-24-15	Thomas O Maine	100 Y Fly	Jewel C Cooke	04-11-99	3:26.50
4:53.86	03-13-16	Thomas O Maine	200 Y Fly	Jewel Cooke	11-08-98	7:12.95
1:56.78	03-29-15	Frank R Grannis	100 Y IM	Rita Simonton	03-29-09	2:37.23
4:14.97	01-16-16	Thomas O Maine	200 Y IM	Rita Simonton	03-29-09	5:40.28
9:04.12	03-12-16	Thomas O Maine	400 Y IM	Jewel Cooke	11-07-98	13:06.38
		Men	95-99	Women		
51.31	01-10-99	Gus Langner	50 Y Free	Rita Simonton	09-22-13	1:02.80
2:04.54	01-10-99	Gus Langner	100 Y Free	Rita Simonton	09-22-13	2:14.55
4:35.70	01-10-99	Gus Langner	200 Y Free	Rita Simonton	02-08-14	4:45.26
12:17.44	01-10-99	Gus Langner	500 Y Free	Rita Simonton	09-22-13	12:28.16
30:05.25	04-02-00	Gus Langner	1000 Y Free	Anne A Dunivin	04-26-12	50:44.12
1:08.20	07-08-89	Tom Lane	50 Y Back	Rita Simonton	02-08-14	1:08.87
2:45.86	02-12-12	Russ Witte	100 Y Back	Rita Simonton	09-22-13	2:37.92
6:19.69	05-11-13	Russ Witte	200 Y Back	Rita Simonton	09-22-13	5:24.59
1:03.32	02-11-12	Russ Witte	50 Y Breast	Marie K Kelleher	02-15-09	1:55.41
2:34.82	02-12-12	Russ Witte	100 Y Breast	Doris B Russell	05-09-15	1:52.23
5:49.18	02-12-12	Russ Witte	200 Y Breast	Marie Kelleher	02-10-08	3:28.34
		Men	100-104	Women		
1:31.03	06-25-94	Tom Lane	50 Y Free	Marie K Kelleher	02-10-13	1:58.08
3:21.86	06-25-94	Tom Lane	100 Y Free			
6:56.32	06-25-94	Tom Lane	200 Y Free			

National Records

Men 200 Y Free Relay

18+ 1:18.32 NORTH CAROLINA MASTERS
 25+ 1:21.82 CLEMSON AQUATIC TEAM
 35+ 1:23.32 LONGHORN AQUATICS
 45+ 1:27.70 ARIZONA MASTERS
 55+ 1:32.18 OREGON MASTERS
 65+ 1:40.07 SAN DIEGO SWIM MASTERS
 75+ 1:57.74 GOLD COAST MASTERS
 85+ 3:05.24 FLORIDA AQUATIC COMBINED TEAM

05-22-10 Nicholas J Brunelli, Cullen A Jones, Nelson O Westby, Joe Skuba
 05-22-10 Lance A Asti, Brett Mac Lennan, Bryce Herrington, Andrew J Scheerhorn
 05-29-10 Tyler J Blessing, Mike J Varozza, Bradley H Bailey, Chris M Eckerman
 05-04-08 John C Smith, Al Jaegers, Paul A Hafner, Paul L Smith
 04-11-09 Mike J Tennant, Doug Brockbank, Wes Edwards, Larry K Philbrick
 05-10-09 Mike R Freshley, Peter Andersen, Vinus Van Baalen, Keefe L Lodwig
 04-11-14 Andy B Morrow, David R McIntyre, Ahmed G Hamada, David J Painter
 04-28-12 William H Adams, Edwin H Graves, Rogers B Holmes, John D Corse

Men 400 Y Free Relay

18+ 3:01.60 Golden Road Aquatics
 25+ 3:06.20 ILLINOIS MASTERS
 35+ 3:06.12 LONGHORN AQUATICS
 45+ 3:18.25 WILDCAT ALUMNI MASTERS
 55+ 3:28.26 CMS
 65+ 4:01.05 GOLD COAST MASTERS
 75+ 4:57.61 ILLINOIS MASTERS

02-13-16 Mario L Marshall, Nicholas Korth, Max Jaben, Tony Cox
 04-10-11 David Kinsella, Timothy Carlson, Vincent A Allegra, David E Sims
 05-30-10 Tyler J Blessing, Mike J Varozza, Bradley H Bailey, Chris M Eckerman
 05-07-10 Al Jaegers, Tom Harvill, Mace P Volzing, David S Cunniff
 03-28-15 Kirk H Anderson, Michael T Mann, Craig Petersen, Greg C Scott
 03-28-15 George L Schmidt, Lee Childs, Roger L Parsons, David Quiggin
 05-03-08 Wayne Leengran, Fred O Lehman, Stephen M Mullins, Tom Banfield

Men 200 Y Medley Relay

18+ 1:26.71 THE OLYMPIC CLUB
 25+ 1:30.97 WISCONSIN MASTERS AQUATIC CLUB
 35+ 1:34.16 LONGHORN AQUATICS
 45+ 1:36.56 GEORGIA MASTERS
 55+ 1:45.32 OREGON MASTERS
 65+ 1:51.58 SAN DIEGO SWIM MASTERS
 75+ 2:17.11 SARASOTA Y SHARKS
 85+ 3:46.43 TEAM TEXAS

05-02-14 Andrew Saeta, Nolan Koon, Nathan Adrian, Anthony L Ervin
 04-12-14 Adam M Mania, Eric C Johnson, Doug Dickinson, Kevin A Ewald
 05-10-09 Tyler J Blessing, Todd A Barte, Bradley H Bailey, Mike J Varozza
 05-23-10 Eric J Ericson, Chris J Weissman, Bob Bugg, Michael P Ellison
 04-11-09 Wes Edwards, Allen L Stark, Larry K Philbrick, Mike J Tennant
 05-10-09 Vinus Van Baalen, Peter Andersen, Keefe L Lodwig, Mike R Freshley
 04-12-14 Burwell Jones, Mani Sanguily, John C Smith, Tom Verth
 11-21-99 Roy L Bodine, Bennett Y Allen, Jesse B Coon, Tex Robertson

Women 200 Y Free Relay

18+ 1:35.70 THE OLYMPIC CLUB
 25+ 1:35.01 THE OLYMPIC CLUB
 35+ 1:36.42 NCMS
 45+ 1:40.44 COLORADO MASTERS SWIMMING
 55+ 1:51.52 UCLA Bruin Masters
 65+ 2:09.98 PUGET SOUND MASTERS
 75+ 2:58.48 FLORIDA AQUATIC COMBINED TEAM

05-03-14 Katie C Kastes, Meg B Gill, Fiona O'Donnell-McCarthy, Katherine Raatz
 04-25-15 Fiona O'Donnell-McCarthy, Katie C Kastes, Meg B Gill, Katherine Raatz
 02-01-15 Kerry Lindauer, Alicia K Uhl, Jennifer Stringer, Erika L Braun
 04-30-11 Kathy L Garnier, Collette H Sappey, Anna T Scott-Kube, Susan G Von Der Lippe
 04-28-13 Jenny L Cook, Christie Ciraulo, Karen L Einsidler, Veronica Hibben
 04-25-15 Stella Preissler, Toni M LeClercq, Kate M Carruthers, Sarah Welch
 03-29-09 Betty S Lorenzi, Nancy N Durstein, Joan K Campbell, Mary C Tusa

Women 400 Y Free Relay

18+ 3:38.39 RED TIDE OF NYC
 25+ 3:37.75 WALNUT CREEK MASTERS
 35+ 3:34.28 NORTH CAROLINA MASTERS SWIM
 45+ 3:53.33 SARASOTA YMCA
 55+ 4:04.74 UCLA Bruin Masters
 65+ 5:19.35 VIRGINIA MASTERS SWIM TEAM
 75+ 6:45.43 WALNUT CREEK MASTERS

03-29-09 Kaitlin M Moughty, Tal Shpaizer, Susan Wager, Kristin J Gary
 04-14-91 Caren Lewis, Paula J Roemer, Wendy L Ingraham, Sara Shand
 03-29-14 Kerry Lindauer, Jennifer Stringer, Alicia K Uhl, Erika L Braun
 05-09-15 Sylvia Buxton, Larissa Carmichael, Julie M Tafuto, Sheila C Taormina
 02-13-16 Jacki Hirsty, Christie Ciraulo, Jenny L Cook, Veronica Hibben
 04-13-08 Barbara M Zaremski, Betsy Durrant, Johnnie Detrick, Beth Schreiner
 04-19-09 Ann M Hirsch, Jean M Duncan, Donna Monroe, Joan E Alexander

Women 200 Y Medley Relay

18+ 1:45.34 THE OLYMPIC CLUB
 25+ 1:45.01 SOUTHERN METHODIST MASTERS
 35+ 1:48.55 COLORADO MASTERS
 45+ 1:52.93 COLORADO MASTERS SWIMMING
 55+ 2:04.50 PUGET SOUND MASTERS
 65+ 2:29.06 PUGET SOUND MASTERS
 75+ 3:15.12 FLORIDA AQUATIC COMBINED TEAM

04-24-15 Anna K Senko, Kathleen E McGraw, Katie C Kastes, Kathryn T Murphy
 05-04-08 Lia-Genevieve Oberstar-Brown, Katie McClelland, Laura H Holt, Dominique Diezi
 05-14-06 Sheri Hart, Susan Von Der Lippe, Ellen Campbell, Kathy Garnier
 05-01-11 Collette H Sappey, Kim Crouch, Susan G Von Der Lippe, Anna T Scott-Kube
 04-24-15 Zena H Courtney, Linda Chapman, Charlotte M Davis, Mary B Lippold
 04-24-15 Stella Preissler, Kate M Carruthers, Toni M LeClercq, Sarah Welch
 03-29-09 Betty S Lorenzi, Sylvia Eisele, Nancy N Durstein, Mary C Tusa

Mixed 200 Y Free Relay

18+ 1:24.76 THE OLYMPIC CLUB
 25+ 1:29.40 SOUTHERN CAL AQUATIC MASTERS
 35+ 1:30.17 ROCKY MOUNTAIN MASTERS
 45+ 1:34.48 ARIZONA MASTERS
 55+ 1:40.97 SARASOTA Y SHARKS

05-02-14 Nathan Adrian, Katherine Raatz, Katie C Kastes, Anthony L Ervin
 05-21-90 Chuck Ponthier, Diane M Graner, Kristine Bush, Peter E Mc Clafferty
 04-25-04 Kathy Garnier, Susan Von Der Lippe, John Smith, Paul Smith
 05-04-08 John C Smith, Monica M Bailey, Stephanie S Rollins, Paul L Smith
 04-13-14 Jack R Groselle, Trip Hedrick, Nancy Kryka, Deanna Doyle

65+ 1:53.76 OREGON MASTERS
75+ 2:35.78 FLORIDA MAVERICK MASTERS
85+ 4:04.35 MARYLAND MASTERS

Mixed 400 Y Free Relay

18+ 3:24.53 NEW ENGLAND MASTERS
25+ 3:16.77 RED TIDE OF NYC
35+ 3:28.42 VIRGINIA MASTERS SWIM TEAM
45+ 3:34.92 WALNUT CREEK MASTERS
55+ 3:48.60 PLANO WETCATS
65+ 4:36.77 VIRGINIA MASTERS SWIM TEAM
75+ 5:55.27 WALNUT CREEK MASTERS

Mixed 200 Y Medley Relay

18+ 1:37.96 THE OLYMPIC CLUB
25+ 1:35.20 ARIZONA MASTERS SWIM CLUB
35+ 1:39.85 COLORADO MASTERS SWIMMING
45+ 1:44.02 ARIZONA MASTERS
55+ 1:52.96 PUGET SOUND MASTERS
65+ 2:06.22 SAN DIEGO SWIM MASTERS
75+ 2:46.58 WALNUT CREEK MASTERS
85+ 4:39.13 MARYLAND MASTERS

05-10-09 Joy Ward, Robert S Smith, Barbara Frid, Tom Landis
04-29-01 Florence E Carr, Brud Cleaveland, Regan Kenner, Paul Hutinger
04-17-11 Doris B Russell, Sarah T Allnutt, Geoffrey Revett, Alexander Eremchuk

03-23-13 Noel S LaPierre, Caitlin M Healey, Elizabeth A Mancuso, Curtis Y Hon
02-24-13 Kim Vandenberg, Bridget C O'Connor, Gregory T Palumbo, Brian Kelly
03-15-08 Shannon H Summerlin, Jenny H John, Chris John, Daniel C Summerlin
04-13-08 Greg A Remmert, Laurie P Vidal, Caren A Mc Namara, David E Boatwright
04-01-12 Tom Barton, Jack Gooding, Lynn Morrison, Krissy Maccurdy
04-13-08 Harry M Sober, Johnnie Detrick, Art Wolfe, Beth Schreiner
04-17-10 Donald L Brown, Norman E Stupfel, Joan E Alexander, Donna Monroe

04-26-15 Anna K Senko, Colin B Babcock, Kathryn T Murphy, Kevin Ferguson
04-26-15 Matt Grevers, Annie Grevers, Tyler DeBerry, Catherine M Vorrasi
05-22-10 Sheri L Hart, Matthew S Eisenhuth, Chris O'Sullivan, Collette H Sappey
05-04-08 John C Smith, Glenn D Mills, Stephanie S Rollins, Monica M Bailey
04-26-15 Zena H Courtney, Rick Colella, Donald Graham, Charlotte M Davis
05-10-09 Betsy T Jordan, Peter Andersen, Keefe L Ludwig, Jackie M Marr
05-10-09 Donald L Brown, Norman E Stupfel, Joan E Alexander, Donna Monroe
04-15-11 Sarah T Allnutt, Alexander Eremchuk, Doris B Russell, Geoffrey Revett



US MASTERS SWIMMING 2016 SPRING NATIONALS



SITE PLAN
SCALE: 1" = 200'

OFFICIALS/VOLUNTEER PARKING
(ACROSS THE STREET)



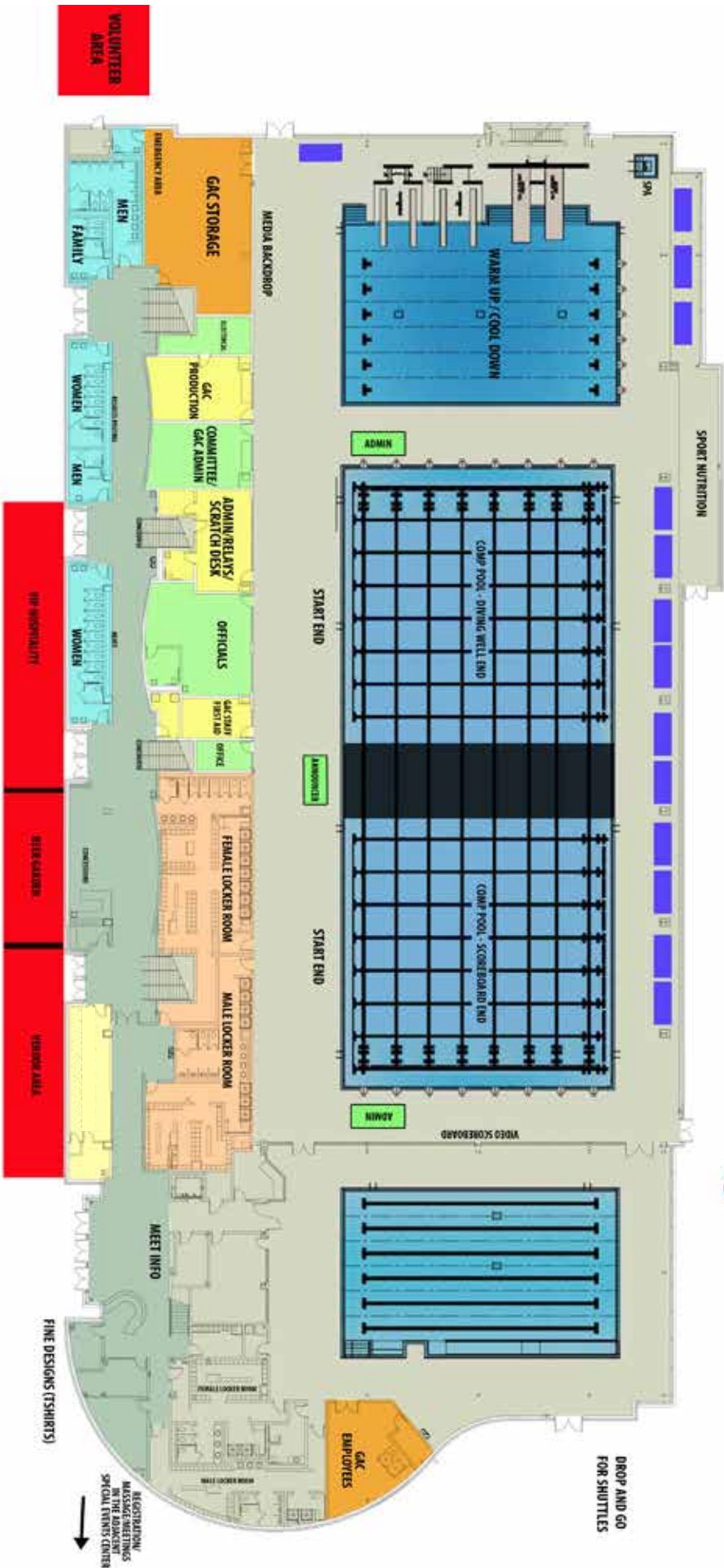
GREENSBORO AQUATIC CENTER

2016 US MASTERS SWIMMING SPRING NATIONAL CHAMPIONSHIPS

APRIL 27 - MAY 1, 2016



GREENSBORO, N.C. - APRIL 28 - MAY 1



TOURNAMENT TOWN

SPRING NATIONALS 2016

GREENSBORO, N.C. - APRIL 28 - MAY 1

Nationwide
is on your side

U.S. MASTERS SWIMMING

